

Building Parent Capacity

Navigating PowerSchool Parent Portal



Hello, I am Mrs. Elsie Lane

Student Information Specialist for McIntosh County Schools

McIntosh County Schools



In this presentation, I will show you how to navigate PowerSchool's Parent Portal.

Throughout the remainder of this presentation I will refer to PowerSchool Parent Portal as Parent Portal.



What is PowerSchool Parent Portal?

Parent Portal is an online platform that provides parents / guardians with confidential and real time access to important information tied to their child(ren).



How do I access Parent Portal?

To access Parent Portal, follow this link: <http://mcintosh.schooldesk.net/> . This link will take you to McIntosh County School District's website.

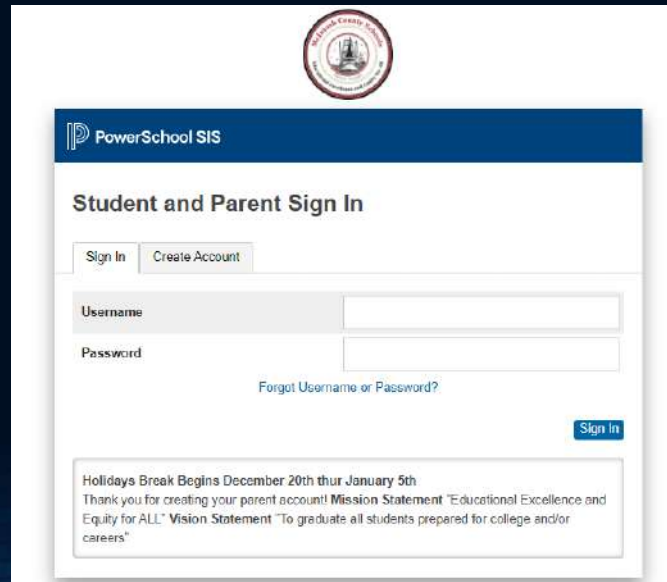
1. Scroll to the bottom of the page and click on



2. Select



3. You should see this screen.

A screenshot of the PowerSchool SIS "Student and Parent Sign In" page. The page features a blue header with the PowerSchool SIS logo. Below the header, there are two tabs: "Sign In" (selected) and "Create Account". The main content area contains a "Username" field, a "Password" field, and a "Forgot Username or Password?" link. A blue "Sign In" button is located at the bottom right of the form. At the bottom of the page, there is a notice about the holidays break and the school's mission and vision statements.

How to Create a Parent Account

A parent account allows you to view the information for one or more students with a single sign in. You can also manage your personal account preferences.

- To create a parent account, enter the following information:
- **Name** - Your first and last name
- **Email** - Student notifications and correspondence related to your parent account will be sent to this email
- **Desired Username** - Your username is your unique PowerSchool identity
- **Password** - Your password must be at least 8 characters long
- **Student Access Information** - Information for a minimum of one student, including the student name, Access ID, Access Password, and your relationship to the student



Sign In

How do I access Parent Portal on my mobile device?

1. Download the PowerSchool Mobile App that is compatible with your device.



2. To sign in, you will need the district code.



3. Sign in with your user name and password.
















Note: To access Parent Portal on the Mobile App, you must first create and access your Parent Portal account using the web-based portal. The same username and password will be used to access the Mobile App, along with the District Code.

Navigating Parent Portal



Welcome to your roadmap of information that is directly tied to your child(ren). You now have access to the following:

 Grades and Attendance	 School Bulletin
 Grade History	 Class Registration
 Attendance History	 Balance
 Email Notification	 My Schedule
 Teacher Comments	 School Information
 Forms	 Account Preferences
 Georgia LDS	



The objective of education
is to prepare the young
to educate themselves throughout their lives.

-Robert Maynard Hutchins

Thank you for viewing this presentation!

Please complete our short survey.

<https://forms.gle/Qm2QoFMF8JrAGqXBA>

