



connected
parents and students

Accessing the Campus Portal

Hampton Elementary School Parent & Stakeholder Coffee Chat Discussion

Presented by: Kimberly Lunn, Family & Community Liaison

March 10, 2022 8:30 am-9:30 am



connected parents and students

What is the Campus Portal?

The Parent Portal (Infinite Campus) is a web-based program that provides all parents with the ability to view academic information for their student(s) through the Infinite Campus. Infinite Campus provides parents information about their child's schoolwork and progress. The Parent Portal can be accessed via the web or app. [Click HERE](#) for The Parent Portal Quick Guide.

What Can I access using the Campus Portal?

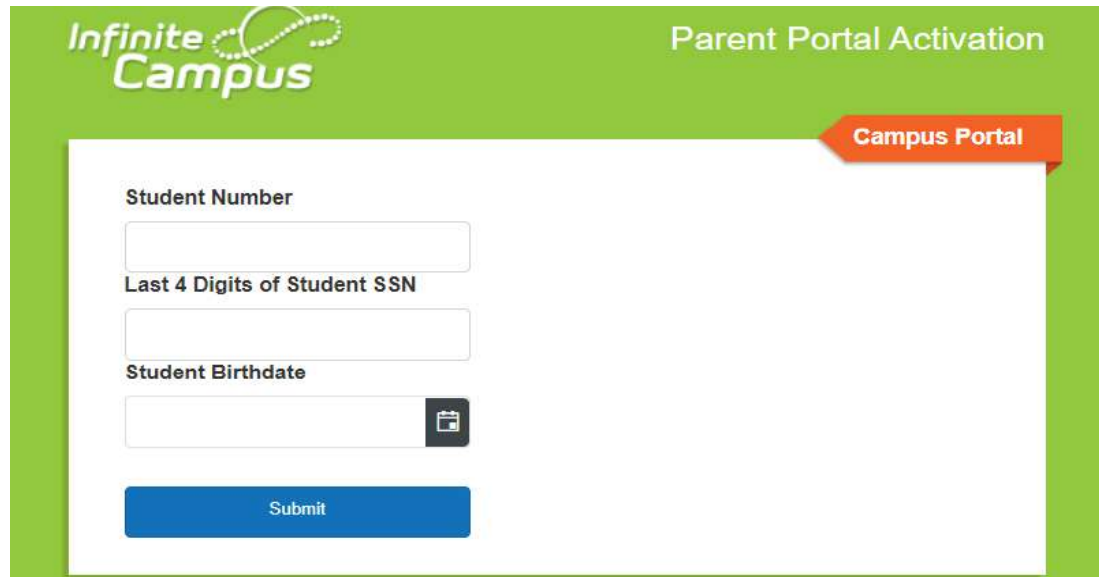
- Announcements
- Assignments
- Attendance
- Grades
- Schedules ([Click Here for Info on how to see my child's schedule](#))
- Update Family & Contact Information
- Completing the Free & Reduce Lunch Form

How do I obtain a GUID Activation Code to create an account on the Parent Portal?:

If you know your child's Student number, last 4 of their SSN and his/her date of birth, click the link below and you can access the activation code online.

NEW Sign-ups Click Here

https://campus.henry.k12.ga.us/campus/K12_Custom/cParent/index.jsp?appName=henry



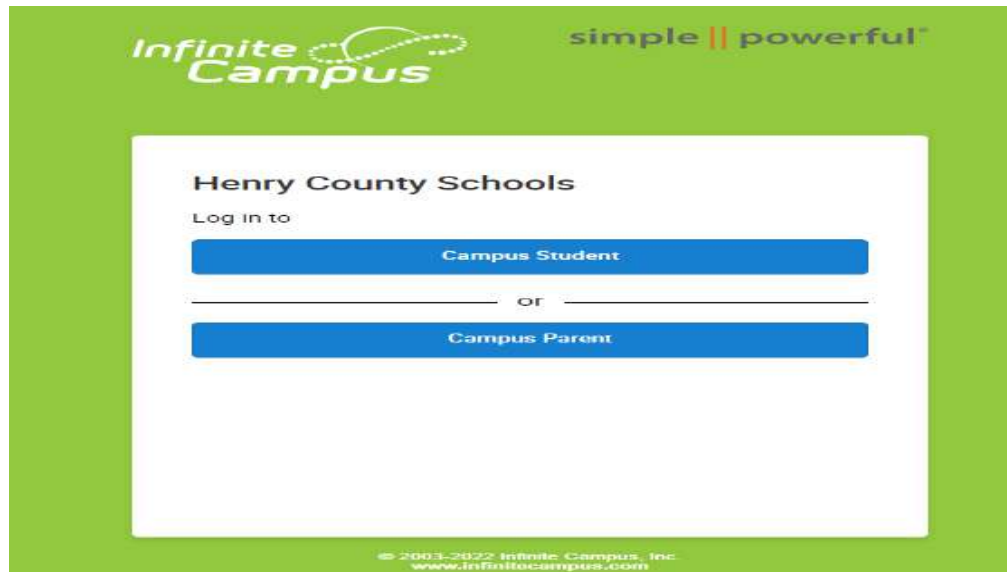
The screenshot shows the 'Parent Portal Activation' page on the Infinite Campus website. The page has a green header with the 'Infinite Campus' logo on the left and the text 'Parent Portal Activation' on the right. Below the header is a white form area with a red 'Campus Portal' button. The form contains three input fields: 'Student Number', 'Last 4 Digits of Student SSN', and 'Student Birthdate'. The 'Student Birthdate' field has a calendar icon to its right. At the bottom of the form is a blue 'Submit' button.

If you do not have that information, you can stop by the school and present photo identification to receive a printed copy of the GUID activation code needed to activate your Parent Portal account. Only the enrolling parent listed in IC can receive the activation code.

What happens if I forget my ID/password?

If you have a Campus Parent Portal Account and have forgotten your log-on information, go to the following link <https://campus.henry.k12.ga.us/campus/portal/henry.jsp> and select "Campus Parent." Use the "Forgot Username" or "Forgot Password" links.

If you still have problems, please contact Ms. Lunn @ Kim.Lunn@henry.k12.ga.us. She will help you with your questions. You will be required to provide the student's name, correct mailing address and the student's social security number or student ID number.



Go Mobile! Anytime, anywhere access.

Get your Campus Portal information when you want it from your mobile device.

**Must sign into to Campus Portal on a computer before accessing the mobile app.

1. Download the Infinite Campus Mobile Portal application from the App Store.
2. Search for your district by name (Henry) and state (Georgia).
 1. Select Henry County Schools
3. Enter Portal Username and Password to Sign In
 1. First time users may receive a message asking for you to review your settings.
 2. Subscribe to notifications to receive alerts about grades, assignments and attendance changes.



Download the Mobile App

Campus Student and Campus Parent

Announcements

Quickly see district announcements as they are posted.

Assignments

Browse assignments by specific class or due date.

Attendance

Review attendance events in summary and detail form.

Grades

Immediate access to grades as they are posted.

Schedule

Review schedule from anywhere, at any time.



Infinite Campus Mobile Apps can be downloaded through the Apple App Store or Google Play Store.



The schedule tool


This tool shows the student's schedule for each term. Schedules are shown for all the whole year, all terms, and all of the student's enrollments. For elementary, each schedule includes the periods during the day and the student's courses, with the teacher's name and room assigned. For secondary, each schedule includes the times of the periods during the day and the student's courses, with the teacher's name and room assigned. If a day rotation is in place, the day is indicated in the top right corner of the schedule. Click on the course name to view additional details.

HCS INFORMATION SERVICES


Quick Guide: Student Schedules

Mobile Device View

Begin by opening the parent app on your mobile device.

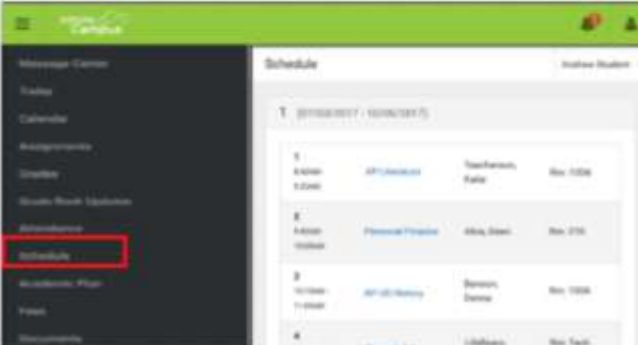


Once logged in, find the three horizontal lines at the top left. Click and choose Schedule.



Computer View

Log into the parent portal. The link can be found by navigating to any HCS school site. In the top right of the site, click on Parents. You will find Parent Portal at the top of the list. Once you are logged in, the schedule tab will be listed on the left side of the screen. If you don't see the menu, click the three horizontal lines in the top left for it to appear.



Period	Course	Teacher	Room
1	Math	Mr. Smith	Room 101
2	Science	Ms. Jones	Room 102
3	History	Mr. Brown	Room 103
4	Art	Ms. White	Room 104



How often is information updated in the Parent/Student Portal?

Information is updated in real time. As soon as information is entered into Infinite Campus by the teacher, it is available on Campus Portal. Grades should be updated weekly.

Student progress reports and report cards are always available in Campus Portal. Detailed instructions on how to access your child's grade report can be found [HERE](#).

Attendance information is available as soon as it is posted. If you have questions about attendance, please contact Ms. English in the Front Office.



SCHOOL NUTRITION

MEAL BENEFITS

Using the Campus Portal - Qualifying families are encouraged to complete a “free and Reduced Meal” application. You can access the application in the Infinite Campus Parent Portal.

Completing the application online only takes a few moments, yet the possible benefits for your family are many. Qualifying families may be eligible for discounted fees for standardized test, as well as, college scholarship opportunities. Completing the application also ensures Henry County Schools receives federal dollars to support access to breakfast and lunch for our students, improvements in school instruction, and technology improvements.

If you have questions regarding the school meal application process, please contact the School Nutrition Department at 770-914-0815.



Thank you for joining us today. Please contact Kim Lunn if you have any question or need Further assistance.

Ms. Kim Lunn - Parent & Family Liaison

Kim.Lunn@henry.k12.ga.us

770) 946-4345

Title I BPC- Campus Portal Overview March 10, 2022

HES Virtual Coffee Chat 8:30 am

Zoom Link ID:

<https://henry-k12-ga-us.zoom.us/j/99760259274?pwd=NmFHelluOGIUbG9yMFR0aXJCNEhjZz09>