

*Fables, Folktales, and Tall Tales***A New Cereal on the Shelf**

If you could invent a cereal based on the fable, folktale, or tall tale you read, what would it be? After you think of a name and shape for your cereal, you'll design a cereal box for it.

PROJECT DIRECTIONS:

- 1) Choose a fable, folktale, or tall tale from the three stories you read and that interests you. Have your book approved by your teacher.

Title: _____

Author: _____

Character(s): _____

- 2) Think about what you will name your cereal. Choose a name that sounds enticing and that relates to the story in some way. Then, choose a shape for the cereal, as well as colors and ingredients that also relate to the book. For example, for *The Lion, the Witch, and The Wardrobe*, you might invent a cereal called Turkish Delights, a chewy pink cereal in the shape of a miniature lamp post with a light dusting of powdered sugar.
- 3) Write a summary of what happens in the story being sure to tell the theme of the book (the moral [fable], how something in nature came to be [tall tale], or how something came to be the way it is today [folk tale]).

- 4) Cover an empty cereal box with white or light-colored paper. Or you might want to write and draw on appropriate-sized sheets of paper and then glue them onto the box. Here are the guidelines for each side of the box:

DUE DATES

3 stories read:

April 24, 2015

Real-Life Reflections:

April 24, 2015

Project Summary:

April 24, 2015

Story project:

April 24, 2015

Box It!

Students combine their artistic and writing abilities while evaluating literature.

Using a large, empty cereal box as a form, students cover each of the sides in the following ways:

1. TOP: Paper-cover or paint the top of the box, being sure to leave the slit and tab operational. Students need to be able to open the box! On the top of the tab write the Publisher, Copyright Date and the total number of pages.
2. FRONT: Draw an illustration to cover one large surface of the cereal box. Be sure to draw the shape of your cereal somewhere too! Include on this section the name of the book,



ONE SIDE:

Characters:

Write the names and the descriptions of the characters in the story on the strip:

For example:

- Who are the main characters?
- Are the characters believable?
- Who did you like the most? Why?
- Could you relate to any of the characters in the story?
- Have you even done some of the things or felt the same way as the characters did? Explain.

Setting:

For example:

- Where does the action take place?
- What time of the year is it?

OTHER SIDE:

Your Opinion

More than just "I liked the book":

For example:

- What did you like about the book?
- What would you change about this book?
- What did you learn from this book?
- Who should read it? Explain.
- What rating do you give this book?
- I couldn't put it down, it was so good!
- It was pretty good, and I wish the book hadn't ended so soon.
- It could have been better, but I still enjoyed it.
- It was hard to stay awake, and I can't remember if I finished it.
- I guess I'd rather eat my mom's cooked liver than read it.

its author, and the student evaluator
(your name). Study the examples below.


3. BACK: Neatly write a plot summary including the features for the story you chose (IE: fable, tall tale, or folk tale):

- the moral about life or
- the explanation of how something in nature came to be

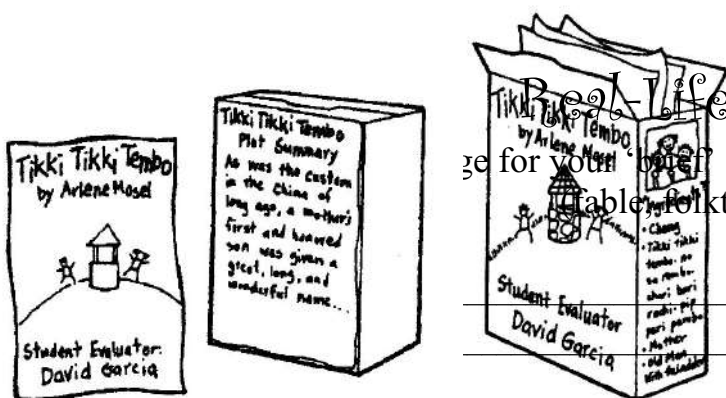
Attach it to the large surface on the other side of the cereal box. Study the examples below.

4. SIDES: Paper cover both narrow sides. On the sides,

- On one side, list the "ingredients": the setting and the characters. Include the names and descriptions of the character(s) in the story.
- On the other side, write your opinion of the story.

See samples on the side of this page. 

5. Hand in your BoxIt! with your book inside.



Real Life Reflection
Use for your **BoxIt!** summaries of the other two stories
(fable, folktale, or tall tale).

Summary: _____

Moral or Message: _____


BOOK 2:

Title: _____

Genre: _____

Character(s): _____

Summary: _____



Student's Name _____ Date _____

Fables, Folktales, and Tall Tales



A New Cereal on the Shelf

Book Title: _____

Author: _____

Genre: _____

	POSSIBLE POINTS	POINTS EARNED
Did you have your fable, tall tale, or folktale approved by the due date?	5	
Did you hand in your project on time?	5	
Is your cereal box neat, colorful, and attractive?	10	
Is the front of the box complete and thoughtfully done?	10	
Is the back of the box complete and thoughtfully done?	15	
Is the right side complete and accurate?	10	
Is the left side complete and accurate	10	
Is the top complete and accurate?	5	
Did you include a summary for each of the other stories you read?	10	
Are the spelling, punctuation, and grammar correct?	10	
TOTAL	100	
% Grade		
Letter Grade		



Comments: _____

24 Ready-to-Go Genre Book Reports • Scholastic Professional Books. Pp. 22-25