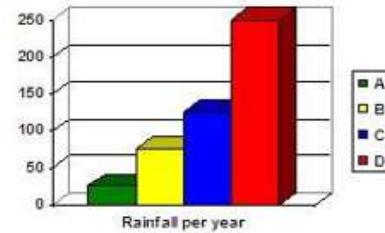


Biome Unit Study Guide

1. The climate of an area is typical weather pattern in an area over a long period of time and is determined by what?
Precipitation and temperature,
2. Which biome is located between 15-25 degrees latitude has temperature ranges from -4 to 38 degrees Celsius, and receiving less than 25 centimeters of rainfall each year?
Desert
3. Why do a large variety of plants grow in the tropical rain forest?
It is warm, humid, and rainy
4. Which biome includes ferns, large woody vines, monkeys, sloths, and boa constrictors?
Tropical rainforest

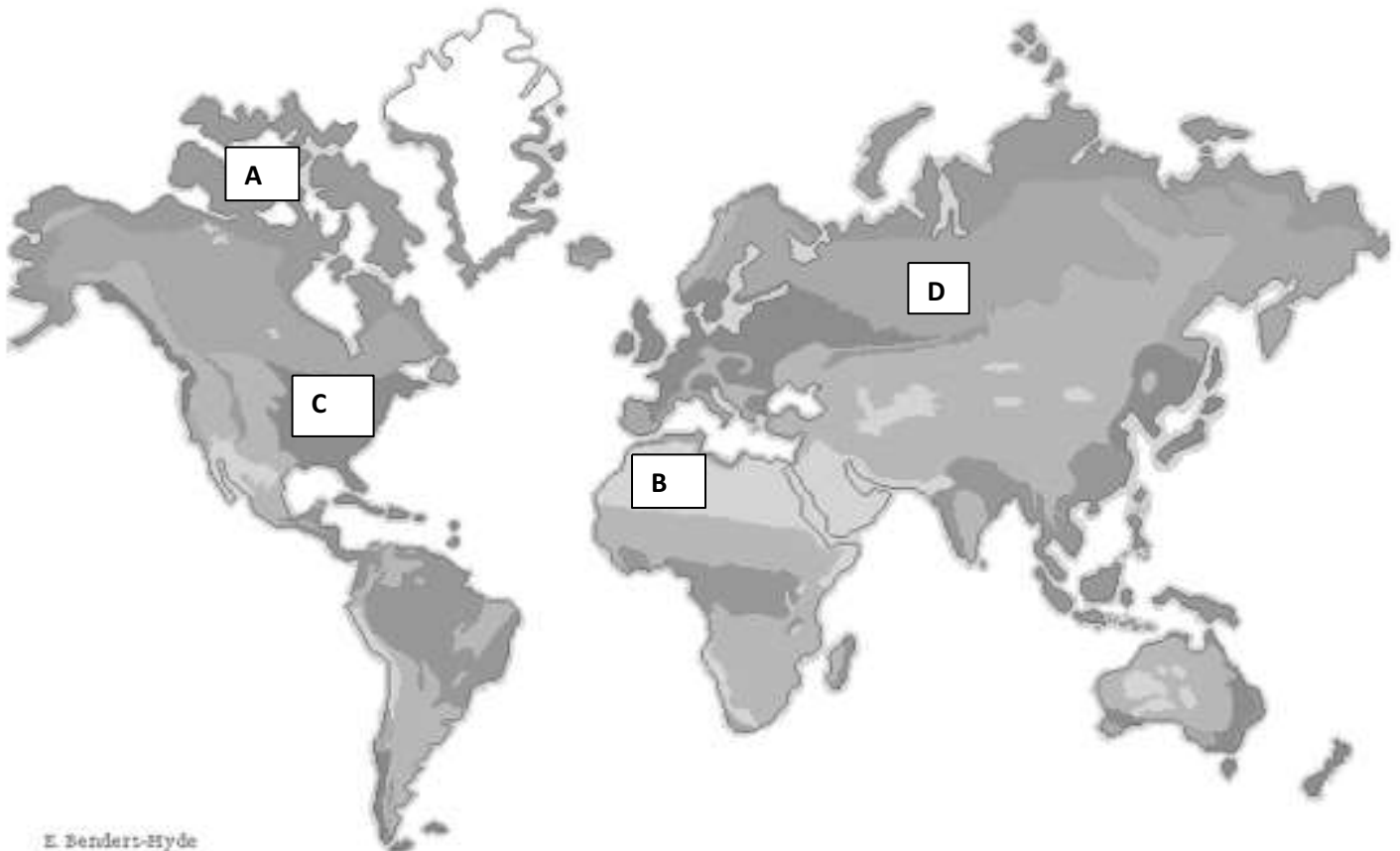
What biomes are shown in the graph, on the right? Label each bar.

A=Desert; B=Taiga; C=Deciduous Forest; D=Tropical Rainforest



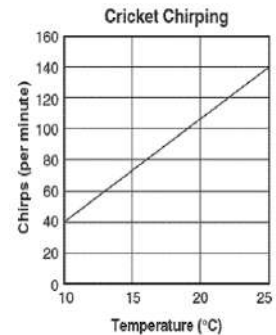
5. In which biome would you expect to find the most nocturnal animals?
Desert
6. What major factor used to classify biomes?
The climate in the region
7. What could possibly cause a forest habitat to become a desert?
No rain, Drought
8. The kangaroo rat is able to get all the water it needs through its food and, therefore, never needs to drink liquids. This animal has adapted to survive in which biome?
Desert

Use the map below to answer questions 10-12



9. Which biome is represented by the letter A?
Tropical rain forest
10. Which biome is represented by the letter B?
Desert
11. Which biome is represented by the letter C?
Temperate deciduous forest
12. What is unique to the soil of the Tundra biome?
Permafrost

13. Crickets chirp to attract other crickets. The temperatures and rates of their chirping are graphed to the right. Which statements below is most likely true for the data represented in the graph?



The warmer the temperature, the more often crickets chirp

Traveling from the equator and going north, list the order you would reach each of these biomes, Desert, Taiga, Tropical Rain Forest (they are in alphabetical order here).

Tropical Rain Forest – Desert - Taiga

14. Use the following characteristics to determine this biome:
Found at the interior of continents, these large biomes are characterized by grasses that support large animals such as kangaroos, antelope, and bison which in turn support large predators such as wolves and lions.
Grassland
15. A scout troupe was planning a week-long camping trip. The Scout Master told the troupe that the camp was high in the Rocky Mountains and even though it was early summer in Southern Colorado they might find snow at the camp. He told them that the camp was built beneath large conifers such as spruce and hemlock. He stated they might expect to see elk, bighorn sheep, moose, and grizzly bears. In which biome is the camp located?
Taiga
16. Oak, Maple, and Beech trees, which lose their leaves each year, are typically found in which biome?
Deciduous forest
21. What is the major characteristic of abiotic features?
They are all non-living
22. Which two biomes have extremely limited precipitation?
Desert and taiga (tundra)
23. Which of the following correctly places the Earth's terrestrial (land) biomes in order from the smallest amount of rainfall to the greatest amount of rainfall?
Desert – taiga – deciduous forest – tropical rain forest
24. What is the following biome: it has four distinct seasons and a moderate climate, includes squirrels, rabbits, skunks, and deer in the woods with maple, oak, and hickory trees?
Temperate deciduous forest
25. Which land biome is populated mostly by grasses and supports large animals such as bison, kangaroos, and antelopes?
Grassland
26. The _____ is located near the equator, has a warm temperature night and day, and is known as the most "biologically diverse place in the world".
Tropical rain forest
27. A biome that is known as a cold desert because it has winter for six to nine months and gets less than 25 cm of precipitation per year is known as a _____ biome.

Tundra

28. Which environmental change would most likely cause insect populations to increase quickly?
Extreme drought, Extended period of rain, Increase in bird population, Extremely cold temperatures

SHORT ANSWER: Answer the following questions in several complete sentences.

29. How does the variety of plants in a biome affect the variety of animals in a biome? Explain your answer.
30. If an ecosystem in a grassland biome started to receive less and less rainfall every year, what new biome would be established? Explain your answer.

Essay Question: The question must be answered in a minimum of 5-8 complete sentences.

31. Choose one of the following to answer:
- Compare and contrast the temperature of the following biomes: tropical rain forest, deciduous forest, boreal forest.
 - Explain why it is mostly location and climate in an area that determines its biome. Give specific examples to support your explanation.