


Fan Central Help Guide

To locate the West Central CUSD #235 athletics page, go to <https://westcentralheat.org/>.



Here's how to navigate the website:

1. Start at the Nav Bar:
 - a. The Home icon will always bring you back here.
 - b. The Calendar icon takes you to a calendar view of all events.
 - c. Sports & Activities allows you to choose the specific team you would like to see.
 - d. Your Athletic Director may have a lot more information under other headings..
2. At the far right of the Nav bar is a Login/Create an Account button. Create an account to sign up for alerts and get notifications of upcoming events or changes to events.
3. Looking for additional information, try expanding the hamburger menu (that is the 3 bars found on top left).
4. The Event slider can be used to see recent and upcoming events.

[“Fan/Parent Questions” Help Topics page](#)

FAQs

How do I set up a BigTeams Fan account?

Click the Create an Account button found on the right side of the navigation bar (2 on page above). Enter your First and Last Name, Email and password. From there the system will walk you through adding a team.

How do I add a team's calendar to my phone?

You must have a Fan Account. Sign in using your Fan Account and then navigate to the team that you would like to have downloaded to your phone. Click the calendar icon to subscribe to iCal and the follow instructions in the popup box.

The screenshot shows the Titans Athletics website interface. A 'Subscribe' popup is displayed in the center, containing the following text:

Subscribe

Copy and paste this link into your calendar. Please click here for [instructions on how to do this.](#)

<webcal://ical.scheduistat.com/fans/?uid=675488d-d11d-11ee->

This Calendar subscription is for personal use only. Companies that wish to subscribe to calendar feeds for other purposes should contact info@bigteams.com.

Done Copy Link

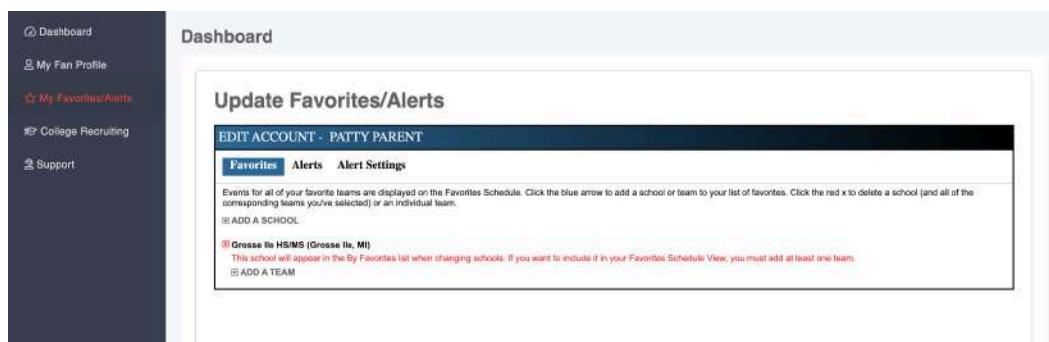
On the right side of the website, a green arrow points to the 'Subscribe to ical button'.

The website header includes the Titans Athletics logo and navigation links: HOME, SPORTS & EVENTS, and TEAM FILES & LINKS. The main content area is titled 'BOYS VARSITY ALPINE SKIING' and features a 'Schedule' section with a table of events.

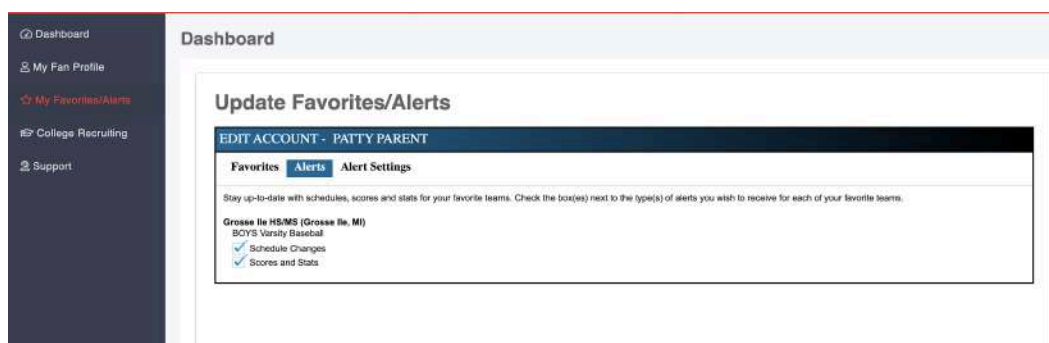
Date & Time	Opponent(s)	Event Title	Facility	Depart Time	Score	Info
07/03/23 4:00 PM	School Test Recour...	School Test Recurring Weekly				
07/08/23 1:00 PM	Practice	Practice				

How do I receive alerts?

Start by choosing your School and Team. Select Add.



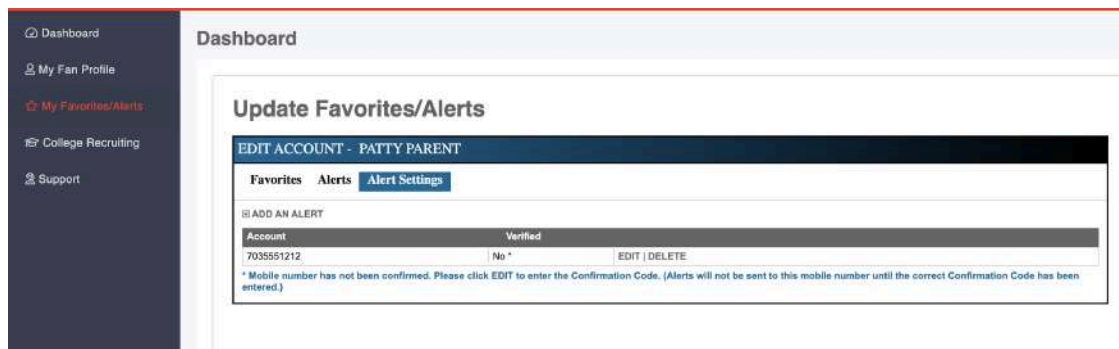
Then click the Alerts tab and select if you'd like to be notified of Schedule Changes and/or Scores and Stats.



By checking the boxes beside “Schedule Changes” and “Scores and Stats”, you have chosen to receive schedule changes, scores, and other important news from your coaches and athletic director.

Then Click Alert Settings. Click Add an Alert.

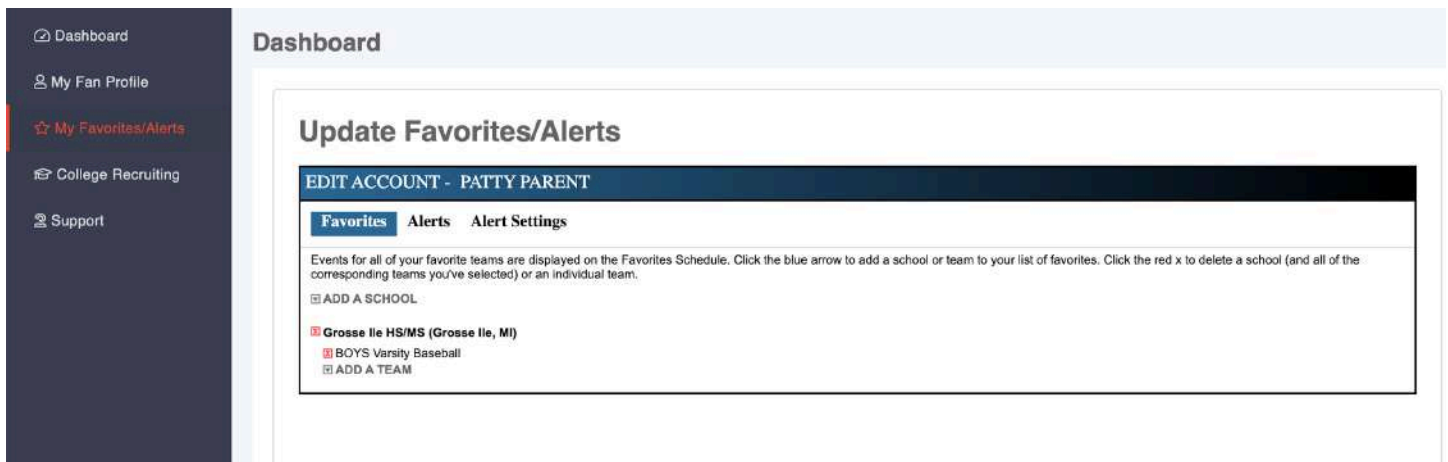
Enter your phone number and email again so you can get the schedule changes and score alerts. Click Add. You will get the popup below. Click okay, and a confirmation code will be sent to the phone number and email address you put in.



The final step is to enter the confirmation codes you were sent via email and text message. You will know you will be receiving alerts if under “Verified” you see “YES”

How do I unsubscribe?

You can also unsubscribe by logging into your fan account. From there, click My Favorites/Alerts. Simply click the Red X beside either the school or the team in order to unsubscribe.



How do I view past or future team seasons?

Under Sports & Activities, choose the team. When you go to the team's page, you will see two select boxes. One for the Level and one for the year.

