



Pasco County Schools

Providing a world-class education for all students

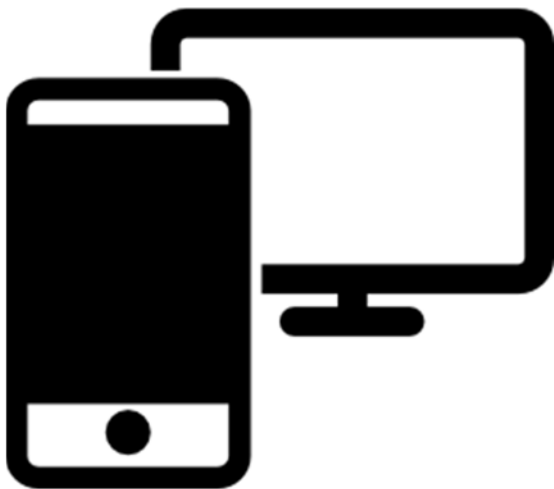
Welcome to the BENCOR Special Pay Plan

The BENCOR Special Pay Plan is an important retirement benefit provided for you by Pasco County Schools. This letter provides general information about the plan and outlines available resources for you to get more detailed information.

Key Features of your Special Pay Plan

- Through Pasco County Schools, all eligible employees are automatically enrolled in the program.
- Contributions of "special pay" are based on your accumulated sick, vacation or other leave/incentive pay.
- All contributions permanently save up to 7.65% in Social Security and Medicare taxes.
- Income taxes are deferred on contributions to the plan until you withdraw the money.
- Contributions are 100% vested to you.

Where Can You Get More Information?



To log on to your account go to:

www.bencorplans.com

Click on the **Participant Log On** link.

Log on tips for first time visitors are located on the log on page.

To speak with a BENCOR National Customer Service Representative

(M-F 8:30 a.m. - 5:00 pm EST)

1-888-258-3422

Call your local BENCOR Advisor:

Don Anders (888) 960-4494

Judah Ben Ernst (888) 960-4494



Plan Overview

The Plan is a retirement program consisting of two parts, the *first part* satisfying the requirements under **Section 401(a)** of the Federal tax law, the *second part* following the dictates of **Section 403(b)**. Together, these two parts are offered by BENCOR, Inc. as one Plan to help governmental units, as well as you as an employee, save up to 7.65% of Social Security and Medicare taxes on certain forms of "special pay" (as described below) contributed to the first and second parts of the Plan. The Plan also results in the *deferral* of your income taxes on that same special pay that is contributed under both parts of the Plan; income taxes are not imposed until you actually withdraw money from the Plan. Social Security and Medicare tax savings, on the other hand, are *permanent*, because these taxes are not imposed on withdrawals from the Plan.



Frequently Asked Questions

Who participates in the Plan? To be eligible for the Plan, you must be in a category of employees designated as *covered by school board policy*. If you are covered by such policy, then you will participate if you (i) are retiring, separating from service or are entering into DROP, and (ii) have accumulated "special pay" (sick leave pay, annual leave-vacation pay, incentive pay, etc.).

What should I do to set up my account? Pasco County Schools establishes your Plan account for you. Once your account is created, you should select your investment options as described below. It's also important to go to the **Beneficiaries link** under the **Home tab** to name the person or persons who should receive the funds in your account in the event of your death.

How is my account invested? The Plan offers a full array of investment options in which you may choose to invest amounts contributed to your account. If you do not choose investment options, your account will be invested automatically in the guaranteed option, which may or may not be the best option for your particular circumstances. Therefore, it is very important for you to log on to your account at www.bencorplans.com as soon as possible to obtain information about all the available investments and choose the options that are appropriate for your own objectives and preferences.

What is contributed to the Plan? Contributions to the Plan consist of accumulated special pay that otherwise would be paid to you in cash at retirement or other separation from service. Contributions are made to the Plan at the time of your retirement or other separation, unless you are in DROP, in which case contributions are made to the Plan in each year of the DROP period leading up to your actual retirement date. In the latter case, the amount contributed each year depends upon the number of years in your DROP period. In addition to these employer-made contributions of special pay, you also may choose to "roll over" into the Plan monies invested in other eligible retirement plans or traditional IRAs, thereby consolidating your retirement savings in one place.

Is there a limit on the amount of Special Pay that can be contributed to the Plan? Yes. For 2016, the IRS limits contributions to the 401(a) part of the Plan on behalf of any participant to the *lesser* of \$53,000 or 100% of the participant's includible compensation for the most recent period counted as a year of service. The IRS adjusts the annual dollar limit periodically to reflect cost-of-living increases. If the amount of special pay exceeds the applicable limit for the 401(a) part of the Plan, any excess is contributed automatically to the 403(b) part of the Plan, again up to a maximum of \$53,000 for 2016, or 100% of the participant's compensation for the year, if less. In total, therefore, if a participant has other current compensation of at least \$53,000, up to \$106,000 of special pay may be contributed to the Plan. If a participant's other current compensation is less than \$53,000, a different calculation applies, but a significant portion of special pay still may be contributed to the Plan.

Pasco County Schools, Florida, as your employer, never will contribute more to the Special Pay Plan on your behalf than is permitted by law. Any amount that cannot be contributed to the Plan will be paid to you as currently taxable compensation. Please consult your tax advisor or your BENCOR representative regarding your specific Plan contribution limits.

May I still make elective deferrals to another 403(b) or 457(b) plan? You still may elect to defer money into any other plans for which you are eligible, subject to all applicable limits imposed by Federal tax law, but no elective employee contributions may be made to the BENCOR Special Pay Plan.

Can I withdraw money from my account? Your account is always 100% vested and belongs only to you. The balance of your account is available for withdrawal at any time *after* your termination of employment. In the case of your death, the beneficiary or beneficiaries you name under the Plan will be able to withdraw your account balance. Funds may be withdrawn in one or more cash distributions, which are taxable for the year of withdrawal, or in the form of a direct rollover to an IRA or other eligible retirement plan, which results in continued deferral of your income tax obligation. To request a withdrawal, download a Distribution Request Form from www.bencorplans.com. Additional information about income taxes and rollovers is included with the form.

Are my funds taxable and are there any penalties when I withdraw my funds? As described above, income taxes are imposed for the year of withdrawal. Income taxes are deferred in the case of a rollover to an IRA or other eligible retirement plan, although rollovers to a "ROTH" IRA are currently taxable.

There also is a *10% IRS penalty* on withdrawals from the 401(a) or 403(b) part of the Plan unless taken after your retirement and you are at least age 55 in the year that you retire.

The Special Tax Notice included with the Distribution Request Form provides general information about the taxation of distributions from the Plan. For specific tax information, consult an independent tax advisor.

Your account is subject to the IRS Required Minimum Distribution rules after you reach age 70 ½ or retire, whichever is later, or following your death, if earlier.

Individuals who are "active participants" for the year in certain tax-advantaged retirement plans, such as the 401(a) or 403(b) part of the Plan, are subject to federal tax law limitations on deducting contributions for the same year to an IRA account. These limitations also may affect a spouse's IRA deductions. Consult an independent tax advisor if you wish to take Federal income tax deductions for contributions to an IRA.

Can I borrow from my account? You may be eligible to borrow up to 50% of your account balance. The minimum loan amount is \$1,000. The amount available to borrow is affected by any other Plan loans you have received. A fee of \$100 is deducted from your account each time you take a loan. Please visit www.bencorplans.com to view loan availability and request a loan.

Will I receive statements? Statements showing your account activity and ending balance are provided after the close of each calendar quarter. You may enroll in e-statements online to save mail time, paper and ink.

Are there any fees? There are no administrative fees charged to your account unless your balance is less than \$1,000 *and* no contributions have been made to your account for more than two years. At that time, if you do not elect a distribution, a monthly maintenance fee will apply.

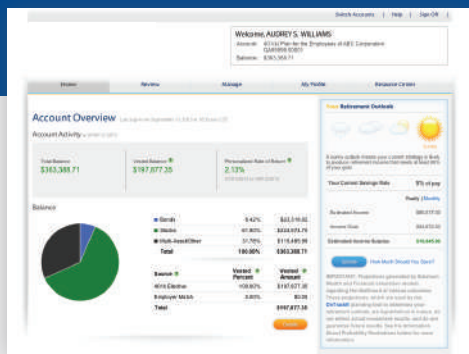


Easy access to your account

www.bencorplans.com

First-Time Users

- Select “Participant Log On.”
- Click “Get Started.”
- Follow the instructions to establish a customer ID and password.



Frequent Users

- Click “Participant Log On.”
- Sign in to your account by entering your customer ID and password.
- Click on the name of the account you want to access.

Your plan website is the first step for anything you want to know about your account. Use it to sign in to your account, find information about your retirement plan benefits, and learn more about saving for your future.

Once you have signed in, you can review the current status of your account, make changes, and access tools to help you personalize your retirement strategy. From the main menu, scroll over the five tabs—**Home, Review, Manage, My Profile,** and **Resource Center**—and select the action you want to take from the drop-down lists.

Check Account Balance

- Balance automatically appears on Account Overview page (in the Home menu at the top of the screen).
- For account balance by fund, click “Details.”

Review Investment Performance

- To get performance and fee details for all the funds in your plan, in the Review menu, click “Fund and Fee Information.”

Change Future Investment Allocations (new contributions)

- To choose or change how new contributions will be invested, in the Manage menu, click “Future Allocations.”

Transfer Between Investment Options (current assets)

- To transfer balances between individual or groups of funds, in the Manage menu, click “Transfers.”
- To change your overall investment mix, in the Manage menu, click “Current Allocations.”

Get Loan Details

- To review loan status and get payoff details for current loans (if applicable), in the Review menu, click “Loan Details.”

Forms and Beneficiary Information

- To locate forms and beneficiary information, in the Home menu, select “Forms” or “Beneficiaries.”

Customer service

- From the top right on any page, select **Help**.

When you enter a change, a confirmation will be sent the following business day. Changes that are completed prior to 4 p.m. ET will be valued using the market closing unit values for that day. Changes completed after 4 p.m. ET will be valued using the market closing unit values for the following business day.

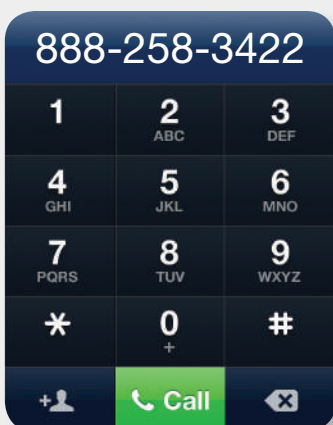


Easy access to your account

Call 888-258-3422

First-Time Callers

- Call 888-258-3422.
- Enter your Social Security number.
- Follow the prompts for creating your Personal Identification Number (PIN).



Frequent Users

- Call 888-258-3422.
- Enter or say your Social Security number.
- Choose the account you wish to access.
- Enter or say your PIN.

Check Account Balance

- Account balance automatically offered.
- For account balance by fund, say "Account information," then "Balances."

Review Investment Performance

- Say "Hear account information."
- Say "Fund information," then "Performance."

Change Future Investment Allocations (*new contributions*)

- Say "Change my account."
- Say "Future allocation."
- Provide updates to investment allocation.

Confirmation sent the following business day.

Please note that this allocation change impacts only your future contributions.

Transfer Between Investment Options (*current assets*)

- Say "Change my account."
- Say "Transfer current assets."
- Provide transfer information.

Confirmation sent the following business day.

Please note that changing current allocations does not change how your future contributions will be invested.

Get Loan Details

- Say "Get loan information."
- Choose to either get information about a new loan or your personal loan history.

Customer Service

- Say "Speak to a counselor."