

Beginning Band Quiz Study Guide




Basic Music Theory

- 1.) Music staff: 5 lines and 4 spaces
- 2.) Clef sign: Indicates note positions
- 3.) Beat: pulse of the music
- 4.) Time signature: How many beats per measure and what kind of note gets one beat
- 5.) Double bar: indicates the end of the song
- 6.) Repeat sign: without stopping, play song again
- 7.) Sharp: raises a note by a $\frac{1}{2}$ step and remains in effect for the entire measure
- 8.) Flat: lowers a note by a $\frac{1}{2}$ step and remains in effect for the entire measure
- 9.) Natural: cancels a flat or sharp and remains in effect for the entire measure
- 10.) Duet: two parts played at the same time
- 11.) Key signature: Tells us which notes to play flat or sharp
- 12.) Harmony: two or more notes played together
- 13.) Pick up notes: one or more notes that come before the first measure



Rhythms (length of notes and rests)

- 1.) Whole note (♩): 4 beats
- 2.) Whole rest (⏏): 4 beats of silence
- 3.) Half note (♪): 2 beats
- 4.) Half rest (⏏): 2 beats of silence
- 5.) Dotted half note (♩.): 3 beats
- 6.) Quarter note (♩): 1 beat
- 7.) Quarter rest (♩): 1 beat of silence
- 8.) Single eighth note (♩): $\frac{1}{2}$ beat
- 9.) Eighth rest (♩): $\frac{1}{2}$ beat of silence
- 10.) Pair of eighth notes (♩): total of 1 count
- 11.) Multiple measure rest (⏏): How many measures you rest in sequence.

Dynamics (Loudness or softness of music located underneath the notes)

- 1.) Pianissimo (*pp*): very soft
- 2.) Piano (*p*): soft
- 3.) Mezzo piano (*mp*): moderately soft
- 4.) Mezzo forte (*mf*): moderately loud
- 5.) Forte (*f*): loud
- 6.) Fortissimo (*ff*): very loud
- 7.) Fortepiano (*fp*): loud, then soft
- 8.) Crescendo  : gradually playing louder
- 9.) Decrescendo  : gradually playing softer
- 10.) Diminuendo:  : gradually playing softer
- 11.) Subito Piano (sub. *p*): suddenly soft




Articulations (located above or below the note head)

- 1.) Legato (-): smooth & connected
- 2.) Staccato (·): short
- 3.) Accent (< or > or ^): emphasize
- 4.) Tenuto (--): to hold full value
- 5.) Sforzando (*sf*): strong accent
- 6.) Tie (): Curved line connecting notes of the same pitch. Play one note for all notes tied.
- 7.) Slur (): Curved line connecting notes of different pitch. Tongue only the first note in a slur.

Tempo (speed of music located above the staff at the beginning)

- 1.) Allegro: Fast tempo
- 2.) Moderato: Medium tempo
- 3.) Andante: slower walking tempo
- 4.) Vivace: very fast
- 5.) Largo: very slow
- 6.) A tempo: return to tempo
- 7.) Accelerando: gradually faster
- 8.) Allegretto: a little fast
- 9.) Ritardando: gradually slower

Italian musical terms & symbols

- 1.) 1st & 2nd endings (): Play through the first ending. Then play the repeated section of music, skipping the 1st ending and playing the second ending.
- 2.) Fermata (): to hold
- 3.) Breath mark (): take a full breath
- 4.) Theme: primary melody.
- 5.) Variations: altered versions of the theme
- 6.) D.C. (da capo): back to the beginning
- 7.) Fine: the end
- 8.) Phrase: musical sentence
- 9.) Scale: a sequence of notes in ascending and descending order.
- 10.) Chord: two or more notes are played at the same time
- 11.) Arpeggio: broken chord (notes played one at a time)
- 12.) Soli: section plays
- 13.) Solo: one player
- 14.) Tutti: everyone plays