

# AMERICAN SIGN LANGUAGE 2

## 2014-2015



**Instructor:** Patricia Edsall, M.Ed. & Kiara Williams, M.Ed.

**Classroom:** 245

**Pedro Menendez High School:** (904)547-8660

**E-mail:** [patricia.edsall@stjohns.k12.fl.us](mailto:patricia.edsall@stjohns.k12.fl.us) & [kiara.williams@stjohns.k12.fl.us](mailto:kiara.williams@stjohns.k12.fl.us)

**Homepage:** <http://www-pmhs.stjohns.k12.fl.us/ASL/>

Welcome to a wonderful, exciting year of American Sign Language (ASL). We have many fantastic plans and ideas for helping you to excel in your journey through ASL and Deaf culture. We are looking forward to the possibilities ahead of us for this year and hope you share in our excitement. It is very important that you understand some very basic things before we begin:

This class involves much interaction and presentation of skills in ASL. Standing in front of your peers is a difficult thing to do and is often heightened by an inattentive, disrespectful audience. As a member of this class you will help create a “**safe environment**” through *support* and *encouragement* in daily activities and especially during presentations of expressive projects. This is done by treating your teachers, your peers, yourself, and others with *respect* at all times. We are a team and you are expected to act in such a manner of support and encouragement to your classmates at all times. Any inappropriate actions and/or remarks (signed or spoken) will not be tolerated. Any student not doing his/her part to help create and maintain a “safe environment” will be dealt with accordingly.

Completion of both 0717300 - American Sign Language I, and 0717310 - American Sign Language II, meets the foreign language requirement for admission to the State University System of Florida and for eligibility for two Bright Futures Scholarships (i.e., the Florida Academic Scholars Award and the Florida Merit Scholars Award). (Source: <http://www.firn.edu/doe/curriculum/crscodes/basic612/912/la912/1010330.pdf>)

### COURSE DESCRIPTION

American Sign Language II is an intermediate level course. The course is designed to continue development in ASL and understanding Deaf culture. It is also designed to prepare students to interact with the Deaf community.

### COURSE TEXTBOOKS

Zinza, Jason. Master ASL!. 1st. Sign Media, 2006. (ISBN 978-1881133209) \$99.95

- We will cover Units 7-10 in ASL II
- A CD accompanies the text. You will have periodic assignments (quizzes/tests) from the CD. It is recommended that you check it out from the media center and keep it at home IN A SAFE PLACE. If you lose it, you will have to pay for it.

# AMERICAN SIGN LANGUAGE 2

## 2014-2015

Smith, C., Mikos, K., & Lentz, E. Signing Naturally Level II. Dawn Sign Press. (ISBN: 0915035162) \$69.95.

- This is a class set only. DO NOT take it home!

### COURSE OBJECTIVES

1. Engage in conversations in American Sign Language to express feelings and ideas and exchange opinions.
2. Demonstrate understanding of expressive American Sign Language on a variety of topics.
3. Present information and ideas to an audience through expressive American Sign Language.
4. Demonstrate understanding of social interaction patterns within American Sign Language and Deaf cultures(s) through participation in cultural activities.
5. Apply knowledge of American Sign Language and Deaf culture(s) to further knowledge of other disciplines.
6. Analyze and use different patterns of communication and social interaction appropriate to the setting.
7. Demonstrate knowledge of use of American Sign Language within and beyond the school setting.

### METHODS OF INSTRUCTION

Instructional methods will include but are not limited to demonstrations, lectures, PowerPoint presentations, videotapes/DVDs, assigned readings, cooperative learning activities, class discussions, student presentations, student interaction, and reinforcement activities.

### METHODS OF EVALUATION

A student's total grade consists of their total points earned from Tests, Quizzes, Class Participation (including daily class work and attendance), Homework, Projects, and Presentations, divided by the total points possible. It is the teacher's discretion as to the point value of each assignment.

### GRADING SCALE

- A= 90-100
- B= 80-89
- C= 70-79
- D= 60-69
- F= 59 or below

### CLASS PROCEDURES/RULES

1. *Cell phones and iPods/music players will immediately be confiscated without warning.* Please do not text for any reason in our class. If there is an emergency, let us know and/or contact the front office.
2. Dress code must be followed, arrive to class on time, no foul language, etc.

## AMERICAN SIGN LANGUAGE 2 2014-2015

3. *Make-up work is your responsibility. It is your responsibility to see Ms. Williams or Mrs. Edsall (and check the website) if you have missed class or if you will be absent from class to get the appropriate work.*

\*\*\* If you do not make up your work, it will result in a zero for the test or assignment that was missed. If you have extenuating circumstances, you must talk with me and arrangements can be made based on the situation\*\*\*

### SUPPLIES (BRING THESE EVERYDAY):

1. Writing utensil
2. 3 ring binder (*may be shared with other classes*)
3. Notebook paper
4. High Lighter
5. Post it notes
6. Note Cards
7. Bringing your book is optional, unless I notify you in advance. We want you keep it at home (unless notified) to study and keep up with your vocabulary if you are absent. Do NOT lose your book. It costs \$100 and you will have to pay for the book if it is lost.

### DAILY WARM UP

Each day when you arrive to class, there will be a warm-up exercise on board.

1. Sit down and begin working on this by the time the bell rings.
2. You will frequently receive daily participation points for the warm-up activity.
3. *This is ALWAYS a voice-off activity.*

### RECOMMENDED WEBSITES/ SMART PHONE APPS

These websites provide help with signing and fingerspelling. Some are online signing dictionaries; others are fingerspelling sites which can help you improve your speed and comprehension. I HIGHLY recommend you use these websites.

[www.aslpro.com](http://www.aslpro.com) – You will find vocabulary “quizzes” for the words in each chapter on this website.

[www.commtechlab.msu.edu/sites/aslweb/browser.htm](http://www.commtechlab.msu.edu/sites/aslweb/browser.htm)

<http://www.asl.ms> (has an excellent fingerspelling quiz)

ASL Dictionary-52,000 signs (smartphone app)

## AMERICAN SIGN LANGUAGE 2 2014-2015

### Parent & Student Signature of receipt/review of Syllabus

To ensure that we are all working towards the same goals, this syllabus is presented in class. We would also like you to review this syllabus with your parents/guardians. We ask that you and your parents/guardian sign it. Please return it along with the video permission forms by Friday, August 23rd. ***The class website is extremely important to be checked daily.*** If you have time for facebook, twitter, instagram, snapchat, vine, and all of those other technology apps, you have time for our website! Your first homework assignment is to turn the BOTTOM PORTION of this paper in to us signed along with the video permission forms signed. Your second assignment will be a quiz related to what you saw on the class website.

-----

---

Student Signature

Print name

Date

---

Parent/Guardian Signature

Print name

Date

# AMERICAN SIGN LANGUAGE 2

2014-2015

Recipe Rubric

/30

Total /30

Ingredients	Process of cooking	Fingerspelling	Stance/posture	Name of recipe & portion
Includes at least 4 ingredients-5	Explanation of cooking process is clear and easy to understand-10	Clear, correct placement/palm orientation, easily readable, and no fingerspelling mistakes-5	Stood straight Maintained eye contact No fidgeting Did not sway or pace -5	Includes what you cooked and how many it serves-5
3 ingredients-3	Explanation of process mostly clear and understandable-8	Mostly clear, Correct placement/palm orientation, able to read all, and only minimal errors-4	Stood straight the majority of the time Had eye contact the majority of the time Only fidgeted a little Did not sway or pace -4	Included what you cooked or what you served-2.5
2 ingredients-2	Explanation of process clear about half of the time- 5	Mostly clear, Correct placement/palm orientation, able to read most, and only a few errors-3	Little eye contact Moved around a lot fidgeted a lot -3	Didn't say what you cooked or how many it served-0
1 ingredients-1	Explanation of process not clear and not easy to understand- 3	Unable to read the majority of your fingerspelling, wrong placement/palm orientation, too slow or too fast!-2	No eye contact Never stood still Constantly Fidgeted Hunched over -0	
	Explanation of process not understandable or signed- 0	Unable to read 80% or more-0		

## AMERICAN SIGN LANGUAGE 2

**2014-2015**

Song Project

/65 points

Fluency of signs	Creativity	accurate translation
Native like 25	Amazing costumes. Signers movement matches song. 15	Perfects translation of the song. 25
Extremely proficient 22	Good costumes. Signers movement slightly matches song. 12	Majority of the song was translated correctly. 20
Proficient, smooth, comfortable, and natural 19	Used costumes. Signers movements do not match song. 8	75% of the song was translated correctly. 15
Smooth but not comfortable or natural 16	Attempted having some creativity. 4	50% of the song was translated correctly. 10
Choppy but understandable 11	Stood in one spot and did not have a costume. 0	25% of the song was translated correctly. 5
Slow, choppy, hard to understand, forgot signs 6		less than 25% of the song was translated correctly. 0
Not able to understand but the basics, forced to lip- read 3		

5 points will be deducted if you are chewing gum or have anything in your mouth.

PARENTAL PERMISSION FORM  
TO SHOW PG/PG-13/TV-14 VIDEO/DVD  
TO EIGHTH GRADE OR HIGH SCHOOL STUDENTS

Date Aug 18, 2014

Dear Parents,

I would like to have my students view the video/DVD titled \_\_\_\_\_


Where the truth lies

This video/DVD has a motion picture rating NOT RATED PG PG-13 TV-14. This video/DVD will


be used for instructional purposes. I will use this video/DVD to enhance the concept  
of Deaf culture.

Thank you for your consideration of my request.

Sincerely,



Teacher's Signature



Principal's Signature

-----  
Please cut on the dotted line and return to the classroom teacher.

I give my permission for \_\_\_\_\_ to view the  
Student's Name

PG NA PG-13 TV-14 rated video/DVD titled \_\_\_\_\_

Where the truth lies in school.

\_\_\_\_\_  
Parent's Signature

**PARENTAL PERMISSION FORM  
TO SHOW PG/PG-13/TV-14 VIDEO/DVD  
TO EIGHTH GRADE OR HIGH SCHOOL STUDENTS**

Date Aug 18, 2014

Dear Parents,

I would like to have my students view the video/DVD titled \_\_\_\_\_

After the Silence


This video/DVD has a motion picture rating NOT RATED PG \_\_\_\_\_ PG-13 \_\_\_\_\_ TV-14. This video/DVD will be used for instructional purposes. I will use this video/DVD to show Deaf Culture.

Thank you for your consideration of my request.

Sincerely,



Teacher's Signature



Principal's Signature

Please cut on the dotted line and return to the classroom teacher.

I give my permission for \_\_\_\_\_ to view the  
Student's Name

PG NR PG-13 \_\_\_\_\_ TV-14 rated video/DVD titled \_\_\_\_\_

After the Silence in school.

Parent's Signature



**PARENTAL PERMISSION FORM  
TO SHOW PG/PG-13/TV-14 VIDEO/DVD  
TO EIGHTH GRADE OR HIGH SCHOOL STUDENTS**

Date Aug 18, 2014

Dear Parents,

I would like to have my students view the video/DVD titled \_\_\_\_\_

Sound + Fury ... 6 years later


NOT RATED

This video/DVD has a motion picture rating \_\_\_\_\_ PG \_\_\_\_\_ PG-13 \_\_\_\_\_ TV-14. This video/DVD will


be used for instructional purposes. I will use this video/DVD to continue the understanding  
of C.I.

Thank you for your consideration of my request.

Sincerely,



Teacher's Signature



Principal's Signature

-----  
Please cut on the dotted line and return to the classroom teacher.

I give my permission for \_\_\_\_\_ to view the  
Student's Name

\_\_\_\_\_ PG <sup>NR</sup> PG-13 \_\_\_\_\_ TV-14 rated video/DVD titled Sound + Fury ... 6  
years later. \_\_\_\_\_ in school.

\_\_\_\_\_  
Parent's Signature

ASC 2

**PARENTAL PERMISSION FORM  
TO SHOW PG/PG-13/TV-14 VIDEO/DVD  
TO EIGHTH GRADE OR HIGH SCHOOL STUDENTS**

Date Aug 18, 2014

Dear Parents,

I would like to have my students view the video/DVD titled \_\_\_\_\_

The Hammer

This video/DVD has a motion picture rating \_\_\_\_\_ PG  PG-13 \_\_\_\_\_ TV-14. This video/DVD will


be used for instructional purposes. I will use this video/DVD to show the struggles  
of a deaf child.

Thank you for your consideration of my request.

Sincerely,



Teacher's Signature



Principal's Signature

-----  
Please cut on the dotted line and return to the classroom teacher.

I give my permission for \_\_\_\_\_ to view the  
Student's Name

PG  PG-13 \_\_\_\_\_ TV-14 rated video/DVD titled The Hammer

in school.

\_\_\_\_\_  
Parent's Signature

**PARENTAL PERMISSION FORM  
TO SHOW PG/PG-13/TV-14 VIDEO/DVD  
TO EIGHTH GRADE OR HIGH SCHOOL STUDENTS**

Date Aug 18, 2014

Dear Parents,

I would like to have my students view the video/DVD titled \_\_\_\_\_

Switched at Birth

This video/DVD has a motion picture rating \_\_\_\_\_ PG \_\_\_\_\_ PG-13  TV-14. This video/DVD will


be used for instructional purposes. I will use this video/DVD to show how deaf people interact with hearing people.

Thank you for your consideration of my request.

Sincerely,



Teacher's Signature



Principal's Signature

-----  
Please cut on the dotted line and return to the classroom teacher.

I give my permission for \_\_\_\_\_ to view the

Student's Name

\_\_\_\_\_ PG \_\_\_\_\_ PG-13  TV-14 rated video/DVD titled Switched at Birth

\_\_\_\_\_ in school.

\_\_\_\_\_  
Parent's Signature

**PARENTAL PERMISSION FORM  
TO SHOW PG/PG-13/TV-14 VIDEO/DVD  
TO EIGHTH GRADE OR HIGH SCHOOL STUDENTS**

Date Aug 18, 2014

Dear Parents,

I would like to have my students view the video/DVD titled \_\_\_\_\_

The family stone

This video/DVD has a motion picture rating \_\_\_\_\_ PG  PG-13 \_\_\_\_\_ TV-14. This video/DVD will


be used for instructional purposes. I will use this video/DVD to show how a  
family reacts to a deaf family member.

Thank you for your consideration of my request.

Sincerely,



Teacher's Signature



Principal's Signature

-----  
Please cut on the dotted line and return to the classroom teacher.

I give my permission for \_\_\_\_\_ to view the  
Student's Name

PG  PG-13 \_\_\_\_\_ TV-14 rated video/DVD titled \_\_\_\_\_

The family Stone

in school.

\_\_\_\_\_  
Parent's Signature