

# AMERICAN SIGN LANGUAGE I

## 2014-2015



**Instructor:** Patricia Edsall, M.Ed. & Kiara Williams, M.Ed.

**Classroom:** 245

**Pedro Menendez High School:** (904)547-8660

**E-mail:** [patricia.edsall@stjohns.k12.fl.us](mailto:patricia.edsall@stjohns.k12.fl.us) & [kiara.williams@stjohns.k12.fl.us](mailto:kiara.williams@stjohns.k12.fl.us)

**Homepage:** <http://www-pmhs.stjohns.k12.fl.us/ASL/>

Welcome to a wonderful, exciting year of American Sign Language (ASL). We have many fantastic plans and ideas for helping you to excel in your journey through ASL and Deaf culture. We are looking forward to the possibilities ahead of us for this year and hope you share in our excitement. It is very important that you understand some very basic things before we begin:

This class involves much interaction and presentation of skills in ASL. Standing in front of your peers is a difficult thing to do and is often heightened by an inattentive, disrespectful audience. As a member of this class you will help create a “**safe environment**” through *support* and *encouragement* in daily activities and especially during presentations of expressive projects. This is done by treating your teachers, your peers, yourself, and others with *respect* at all times. We are a team and you are expected to act in such a manner of support and encouragement to your classmates at all times. Any inappropriate actions and/or remarks (signed or spoken) will not be tolerated. Any student not doing his/her part to help create and maintain a “safe environment” will be dealt with accordingly.

Completion of both 0717300 - American Sign Language I, and 0717310 - American Sign Language II, meets the foreign language requirement for admission to the State University System of Florida and for eligibility for two Bright Futures Scholarships (i.e., the Florida Academic Scholars Award and the Florida Merit Scholars Award). (Source: <http://www.firm.edu/doe/curriculum/crscode/basic612/912/la912/1010330.pdf>)

### COURSE DESCRIPTION

The purpose of this course is to enable students to begin to acquire proficiency in American Sign Language through a linguistic, communicative, and cultural approach to language learning. Emphasis is placed on the development of receptive and expressive signing skills and on the acquisition of the fundamentals of applied grammar. Cross-cultural understanding is fostered and real-life applications are emphasized throughout the course.

### COURSE TEXTBOOKS

Zinza, Jason. Master ASL!. 1st. Sign Media, 2006. (ISBN 978-1881133209) \$99.95

- We will cover Units 1-6 in ASL 1
- A CD accompanies the text. You will have periodic assignments (quizzes/tests) from the CD. It is recommended that you check it out from the media center and keep it at home IN A SAFE PLACE. If you lose it, you will have to pay for it.

# AMERICAN SIGN LANGUAGE I

## 2014-2015

### Reader:

We will also be reading a novel in the second semester. Though we have a class set, students are encouraged to purchase their own copy. Bookstores typically only have a few copies on hand so you are encouraged to order a copy ahead of time (2-3 weeks). The book is available in hard cover or paperback.

Ferris, Jean. Of Sound Mind. Farrar, Straus and Giroux , 2004.

ISBN Paperback (978-0374455842) \$6.95

ISBN Hardcover (978-0374355807) \$16.00



### COURSE OBJECTIVES

1. Engage in conversations in American Sign Language to express feelings and ideas and exchange opinions.
2. Demonstrate understanding of expressive American Sign Language on a variety of topics.
3. Present information and ideas to an audience through expressive American Sign Language.
4. Demonstrate understanding of social interaction patterns within American Sign Language and Deaf cultures(s) through participation in cultural activities.
5. Apply knowledge of American Sign Language and Deaf culture(s) to further knowledge of other disciplines.
6. Analyze and use different patterns of communication and social interaction appropriate to the setting.
7. Demonstrate knowledge of use of American Sign Language within and beyond the school setting.

### METHODS OF INSTRUCTION

Instructional methods will include but are not limited to demonstrations, lectures, PowerPoint presentations, videotapes/DVDs, assigned readings, cooperative learning activities, class discussions, student presentations, student interaction, and reinforcement activities.

### METHODS OF EVALUATION

A student's total grade consists of their total points earned from Tests, Quizzes, Class Participation (including daily class work and attendance), Homework, Projects, and Presentations, divided by the total points possible. It is the teacher's discretion as to the point value of each assignment.

### GRADING SCALE

- A= 90-100
- B= 80-89
- C= 70-79
- D= 60-69
- F= 59 or below

# AMERICAN SIGN LANGUAGE I

## 2014-2015

### CLASS PROCEDURES/RULES

1. *Cell phones and iPods/music players will immediately be confiscated without warning.* Please do not text for any reason in our class. If there is an emergency, let us know and/or contact the front office.
2. Dress code must be followed, arrive to class on time, no foul language, etc.
3. *Make-up work is your responsibility. It is your responsibility to see Ms. Williams or Mrs. Edsall (and check the website) if you have missed class or if you will be absent from class to get the appropriate work.*  
\*\*\* If you do not make up your work, it will result in a zero for the test or assignment that was missed. If you have extenuating circumstances, you must talk with me and arrangements can be made based on the situation\*\*\*

### SUPPLIES (BRING THESE EVERYDAY):

1. Writing utensil
2. 3 ring binder (*may be shared with other classes*)
3. Notebook paper
4. High Lighter
5. Post it notes
6. Note Cards
7. Bringing your book is optional, unless we notify you in advance. We want you keep it at home (unless notified) to study and keep up with your vocabulary if you are absent. Do NOT lose your book. It costs \$100 and you will have to pay for the book if it is lost.

### DAILY WARM UP

Each day when you arrive to class, there will be a warm-up exercise on board.

1. Sit down and begin working on this by the time the bell rings.
2. You will frequently receive daily participation points for the warm-up activity.
3. *This is ALWAYS a voice-off activity.*

### RECOMMENDED WEBSITES/ SMART PHONE APPS

These websites provide help with signing and fingerspelling. Some are online signing dictionaries; others are fingerspelling sites which can help you improve your speed and comprehension. I HIGHLY recommend you use these websites.

[www.aslpro.com](http://www.aslpro.com) – You will find vocabulary “quizzes” for the words in each chapter on this website.

[www.commttechlab.msu.edu/sites/aslweb/browser.htm](http://www.commttechlab.msu.edu/sites/aslweb/browser.htm)

<http://www.asl.ms> (has an excellent fingerspelling quiz)

ASL Dictionary-52,000 signs (for smart phone users)

# AMERICAN SIGN LANGUAGE I

## 2014-2015

### Parent & Student Signature of receipt/review of Syllabus

To ensure that we are all working towards the same goals, this syllabus is presented in class. We would also like you to review this syllabus with your parents/guardians. We ask that you and your parents/guardian sign it. Please return it along with the video permission forms by Friday, August 23rd. **The class website is extremely important to be checked daily.** If you have time for facebook, twitter, instagram, snapchat, vine, and all of those other technology apps, you have time for our website! Your first homework assignment is to turn the BOTTOM PORTION of this paper in to us signed along with the video permission forms signed. Your second assignment will be a quiz related to what you saw on the class website.

-----

---

Student Signature

Print name

Date

---

Parent/Guardian Signature

Print name

Date

**PARENTAL PERMISSION FORM  
TO SHOW PG/PG-13/TV-14 VIDEO/DVD  
TO EIGHTH GRADE OR HIGH SCHOOL STUDENTS**

Date Aug. 18, 2014

Dear Parents,


I would like to have my students view the video/DVD titled The Miracle Worker (Disney's)

This video/DVD has a motion picture rating  PG  PG-13  TV-14. This video/DVD will be used for instructional purposes. I will use this video/DVD to show how a dual sensory impaired person learns ASL.

Thank you for your consideration of my request.

Sincerely,

  
Teacher's Signature

  
Principal's Signature

-----  
Please cut on the dotted line and return to the classroom teacher.

I give my permission for \_\_\_\_\_ to view the  
Student's Name

PG  PG-13  TV-14 rated video/DVD titled Disney's The Miracle Worker in school.

\_\_\_\_\_  
Parent's Signature

**PARENTAL PERMISSION FORM  
TO SHOW PG/PG-13/TV-14 VIDEO/DVD  
TO EIGHTH GRADE OR HIGH SCHOOL STUDENTS**

Date Aug. 18, 2014

Dear Parents,

I would like to have my students view the video/DVD titled \_\_\_\_\_


Mr. Hollands Opus

This video/DVD has a motion picture rating  PG \_\_\_\_\_ PG-13 \_\_\_\_\_ TV-14. This video/DVD will


be used for instructional purposes. I will use this video/DVD to show how a hearing family reacts to having a deaf child.

Thank you for your consideration of my request.

Sincerely,



Teacher's Signature



Principal's Signature

-----  
Please cut on the dotted line and return to the classroom teacher.

I give my permission for \_\_\_\_\_ to view the  
Student's Name

PG \_\_\_\_\_ PG-13 \_\_\_\_\_ TV-14 rated video/DVD titled \_\_\_\_\_

Mr. Hollands Opus in school.

\_\_\_\_\_  
Parent's Signature

ASL 1

**PARENTAL PERMISSION FORM  
TO SHOW PG/PG-13/TV-14 VIDEO/DVD  
TO EIGHTH GRADE OR HIGH SCHOOL STUDENTS**

Date Aug. 18, 2014

Dear Parents,

I would like to have my students view the video/DVD titled \_\_\_\_\_


Sound & Fury

This video/DVD has a motion picture rating NOT RATED PG PG-13 TV-14. This video/DVD will


be used for instructional purposes. I will use this video/DVD to show the controversy  
of the C.I.

Thank you for your consideration of my request.

Sincerely,



Teacher's Signature



Principal's Signature

-----  
Please cut on the dotted line and return to the classroom teacher.

I give my permission for \_\_\_\_\_ to view the  
Student's Name

\_\_\_\_\_ PG NR PG-13 \_\_\_\_\_ TV-14 rated video/DVD titled Sound & Fury  
\_\_\_\_\_ in school.

\_\_\_\_\_  
Parent's Signature

**PARENTAL PERMISSION FORM  
TO SHOW PG/PG-13/TV-14 VIDEO/DVD  
TO EIGHTH GRADE OR HIGH SCHOOL STUDENTS**

Date Aug 18, 2014

Dear Parents,

I would like to have my students view the video/DVD titled \_\_\_\_\_


Through Deaf Eyes

This video/DVD has a motion picture rating NOT RATED PG PG-13 TV-14. This video/DVD will


be used for instructional purposes. I will use this video/DVD to show Deaf culture.

Thank you for your consideration of my request.

Sincerely,



Teacher's Signature



Principal's Signature

-----  
Please cut on the dotted line and return to the classroom teacher.

I give my permission for \_\_\_\_\_ to view the  
Student's Name

\_\_\_\_\_ PG NR PG-13 \_\_\_\_\_ TV-14 rated video/DVD titled Through Deaf Eyes

\_\_\_\_\_ in school.

\_\_\_\_\_  
Parent's Signature



**PARENTAL PERMISSION FORM  
TO SHOW PG/PG-13/TV-14 VIDEO/DVD  
TO EIGHTH GRADE OR HIGH SCHOOL STUDENTS**

Date Aug 18, 2014

Dear Parents,

I would like to have my students view the video/DVD titled \_\_\_\_\_

Switched at Birth

This video/DVD has a motion picture rating \_\_\_\_\_ PG \_\_\_\_\_ PG-13  TV-14. This video/DVD will


be used for instructional purposes. I will use this video/DVD to show how deaf people interact with hearing people.

Thank you for your consideration of my request.

Sincerely,



Teacher's Signature



Principal's Signature

-----  
Please cut on the dotted line and return to the classroom teacher.

I give my permission for \_\_\_\_\_ to view the  
Student's Name

\_\_\_\_\_ PG \_\_\_\_\_ PG-13  TV-14 rated video/DVD titled Switched at Birth

\_\_\_\_\_ in school.

\_\_\_\_\_  
Parent's Signature