

# **DELAWARE DEPARTMENT OF EDUCATION**



**2021-2022**

**ANNUAL CHARTER REPORT**

## Report Overview

As required by 14 Del. C. § 514, the Delaware Department of Education (DDOE) prepares an annual report for the Governor, General Assembly, and State Board of Education on the success or failure of charter schools and proposes changes necessary to improve or change the charter school program. As required, this report contains:

- a comparison of the per student expenditures of charter schools, considering all funding sources;
- recommendations relating to Delaware education laws, in light of the content of the annual reports submitted pursuant to 14 Del. C. § 513; and,
- the assessment of specific opportunities and barriers relating to the implementation of charter schools' innovations in the broader Delaware public education school system.

14 DE Admin. Code 275 further defines the requirements of this report to include an analysis of all charter schools in relationship to the Performance Framework.

## General Charter School Information

Charter schools are public schools that are designed and operated by educators, parents, community leaders, educational entrepreneurs and others. They are chartered by local or state education agencies, who monitor their quality and effectiveness.

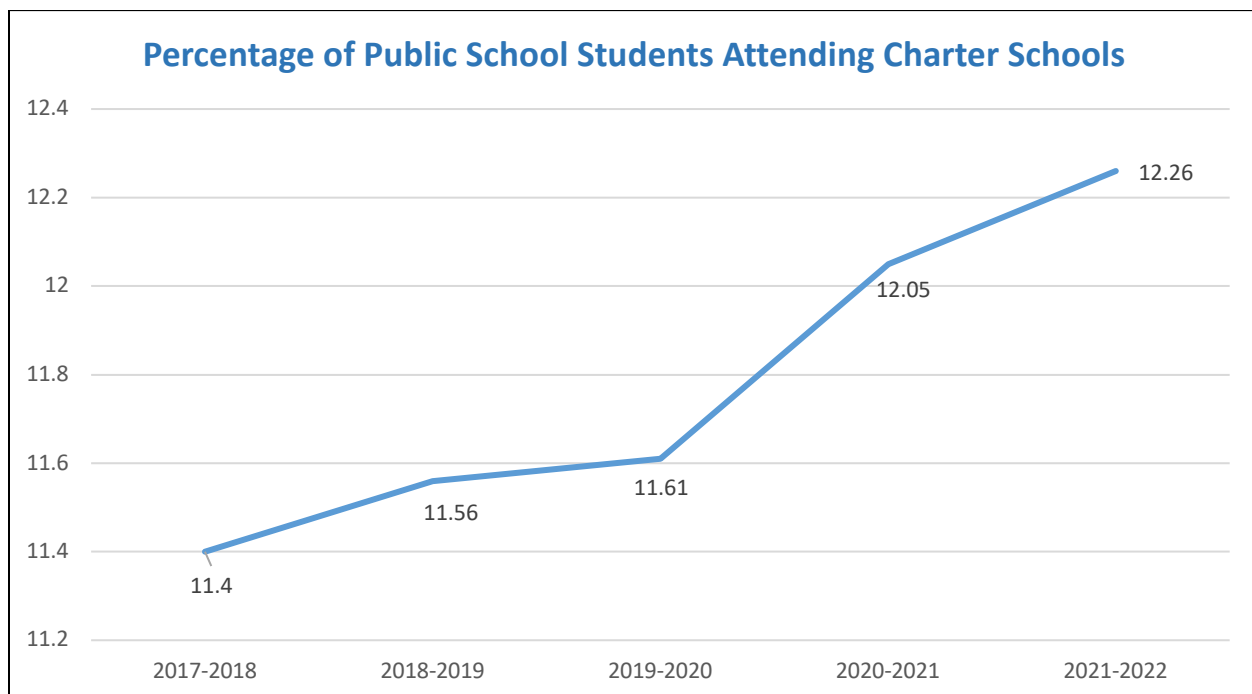
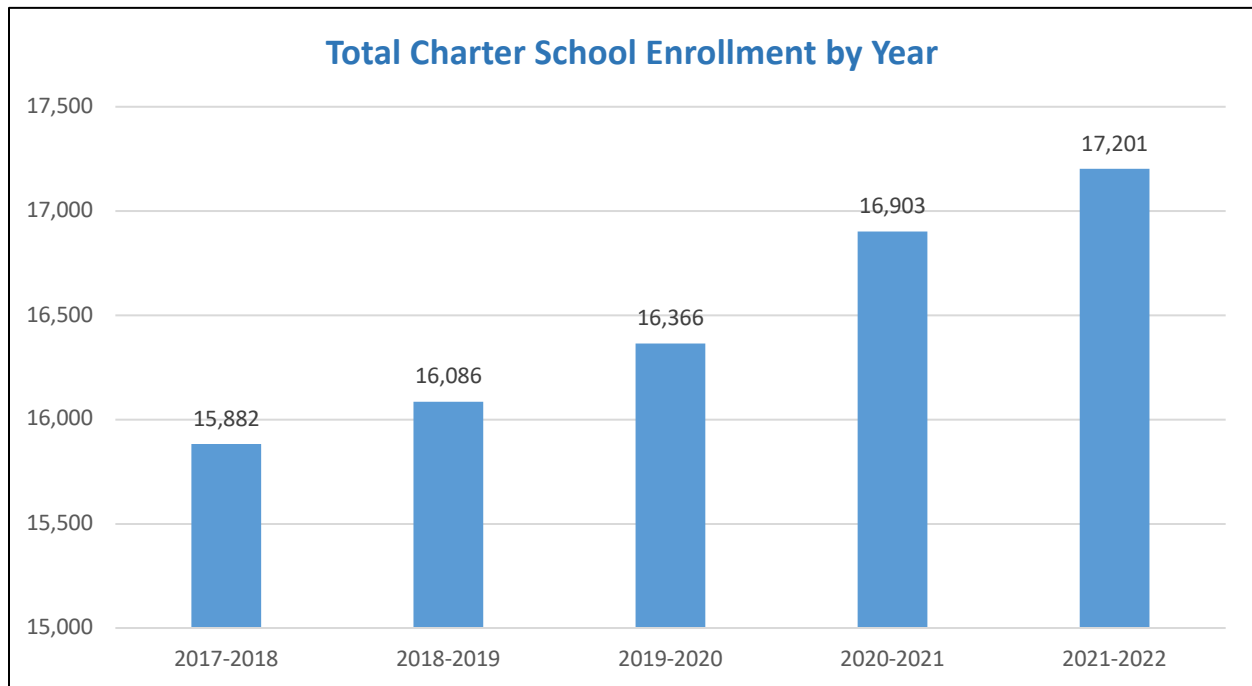
During the 2021-2022 school year, there were twenty-three charter schools in Delaware. Twenty-one of those charter schools were authorized by DDOE with the assent of the State Board of Education, and two were authorized by the Red Clay Consolidated School District. The 2021-2022 charter schools are listed below, along with their authorized enrollment and the year they opened.

<b>Authorized by DDOE</b>	<b><u>Authorized Enrollment</u> (September 2022)</b>	<b><u>Year Opened</u></b>
Positive Outcomes	120	September 1996
East Side Charter School	460	September 1997
Campus Community Charter School	412	September 1998
Thomas Edison Charter School	745	September 2000
Sussex Academy	1,112	September 2000
Kuumba Academy	700	September 2001
Newark Charter School	2,996	September 2001
MOT Charter School	1,411	September 2002
Providence Creek Academy	708	September 2002
Academy of Dover	410	September 2003
Charter School of New Castle	760	September 2006
Las Americas ASPIRA Academy	1,347	August 2011

Gateway Charter School	198	August 2011
Odyssey Charter School	2,135	August 2011
Academia Antonio Alonso	690	August 2014
Early College School @Delaware State University	525	August 2014
First State Montessori	650	August 2014
First State Military Academy	475	August 2015
Freire Charter School	500	August 2015
Great Oaks Charter School	325	August 2015
Sussex Montessori School	390	September 2020
<b><u>Authorized by Red Clay Consolidated School District</u></b>		
Charter School of Wilmington	970	September 1996
Delaware Military Academy	715	September 2003

Note: the [Bryan Allen Stevenson School of Excellence](#) has been approved to open during the fall of 2023.

## Charter School Enrollment



## Revenue and Expenditure Comparison

Revenue and expenditure data for charter schools and districts can be found within the Financial Educational Statistics Reports available on the DDOE website at <https://www.doe.k12.de.us/site/Default.aspx?PageID=1521>. Please note that financial data is lag data and the most recent report covers the 2020-2021 school year. Additional financial information for charter schools and districts can be found on the Delaware Report Card website at <https://reportcard.doe.k12.de.us/index.html>

## Charter School Performance Framework

Charter schools are evaluated annually for their academic, organizational and financial performance using three separate performance frameworks. The Delaware Performance Framework guiding documents can be found on DDOE's Charter School website at <https://www.doe.k12.de.us/Page/2626>.

## Delaware School Success Framework (DSSF)

Delaware operates under the belief that all schools benefit from continuous improvement – including those that receive exceeds expectations ratings – to best support all students. The Delaware School Success Framework (DSSF) outlines the accountability standards by which all Delaware public schools are measured. This state- and school-level data helps identify each school's needs and determine how best to support students across the state. The DSSF measures the following areas to determine school success:

- Academic achievement – Proficiency for ELA and math (grades 3-8 and 11)
- Academic progress – Growth in ELA and math (grades 4-8); includes growth of the lowest and highest performing students in a school
- School quality/student success – On-track attendance (K-12), science proficiency (grades 5, 8 and biology), social studies proficiency (grades 4, 7 and 11), college/career preparedness (grades 9-12), and on-track in 9th grade
- Graduation rates – 4-year, 5-year and 6-year adjusted cohort graduation rates
- English language proficiency (ELP) – Progress toward English language proficiency (grades 1-12)

School academic data is published on the Delaware School Report Card website at <https://reportcard.doe.k12.de.us/>

## Organizational Performance Framework

The purpose of the Organizational Performance Framework is to provide each charter school and the public a useful annual assessment of the school's organizational soundness, public stewardship and fulfillment of legal obligations. The Organizational Performance Framework seeks to provide information regarding these key questions:

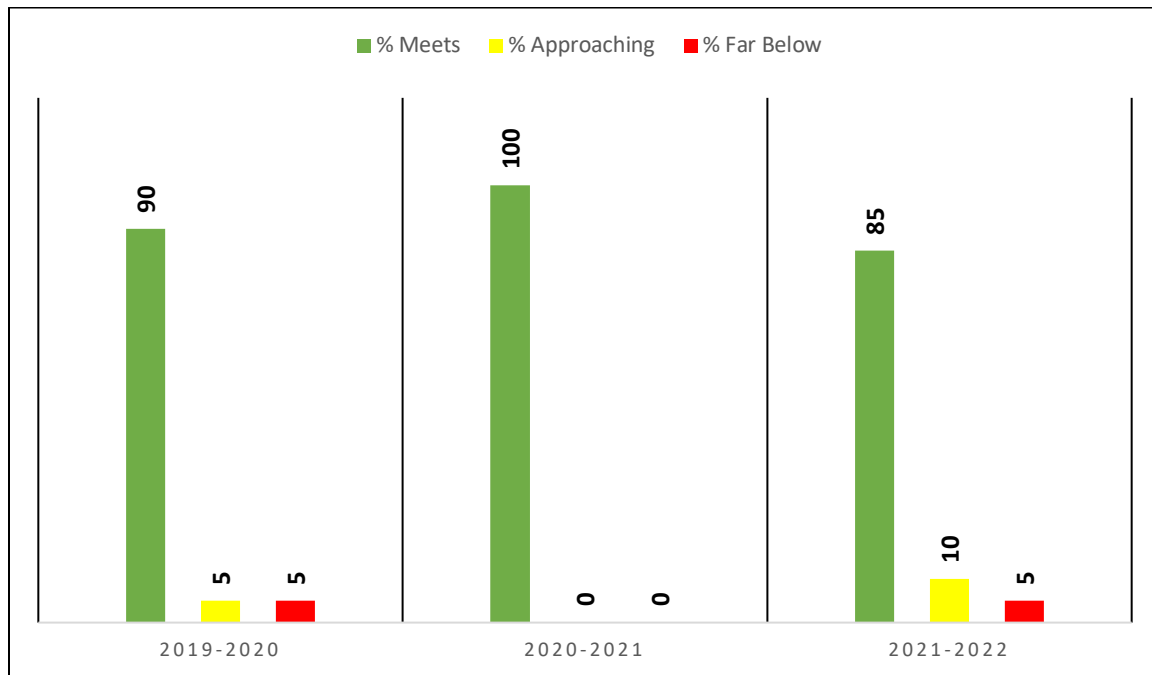
- Is the school organizationally sound and well operated?
- Is the school fulfilling its legal obligations, fiduciary duties and sound public stewardship?
- Is the school meeting its obligations and expectations for appropriate access, education, support services, and outcomes for students with disabilities?

The overall Organizational Performance Framework is broken down into four metrics or indicators that include ten separate measures. These metrics/indicators and measures include:

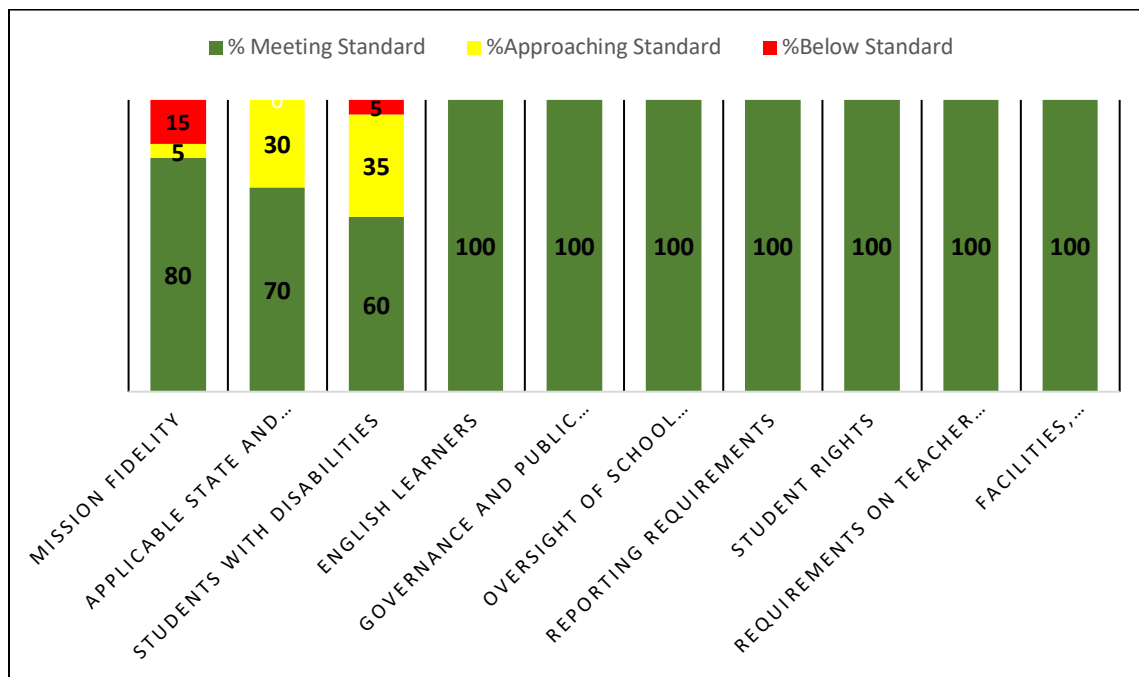
1. Education Program
  - a. Mission Fidelity
  - b. Applicable State and Federal Requirements
  - c. Students with Disabilities (SWDs)
  - d. English Learners (ELs)
2. Governance and Reporting
  - a. Governance and Public Stewardship
  - b. Oversight of School Management
  - c. Reporting Requirements
3. Students and Staff
  - a. Student Rights
  - b. Requirements on Teacher Certification and Hiring Staff
4. Facilities, Transportation, Health, and Safety

Individual school Organizational Framework reports can be found on DDOE's Charter School website at <https://www.doe.k12.de.us/Page/2631> .

## Organizational Performance Framework – Overall Ratings



## 2021-2022 Organizational Framework – Individual Indicators



## Financial Performance Framework

Charter schools have the autonomy to manage their financials consistent with state and federal law; however, authorizers must ensure that the schools they authorize are financially stable. Authorizers, by renewing or not renewing a charter school, determine whether that school is not only academically and operationally sound, but also financially viable.

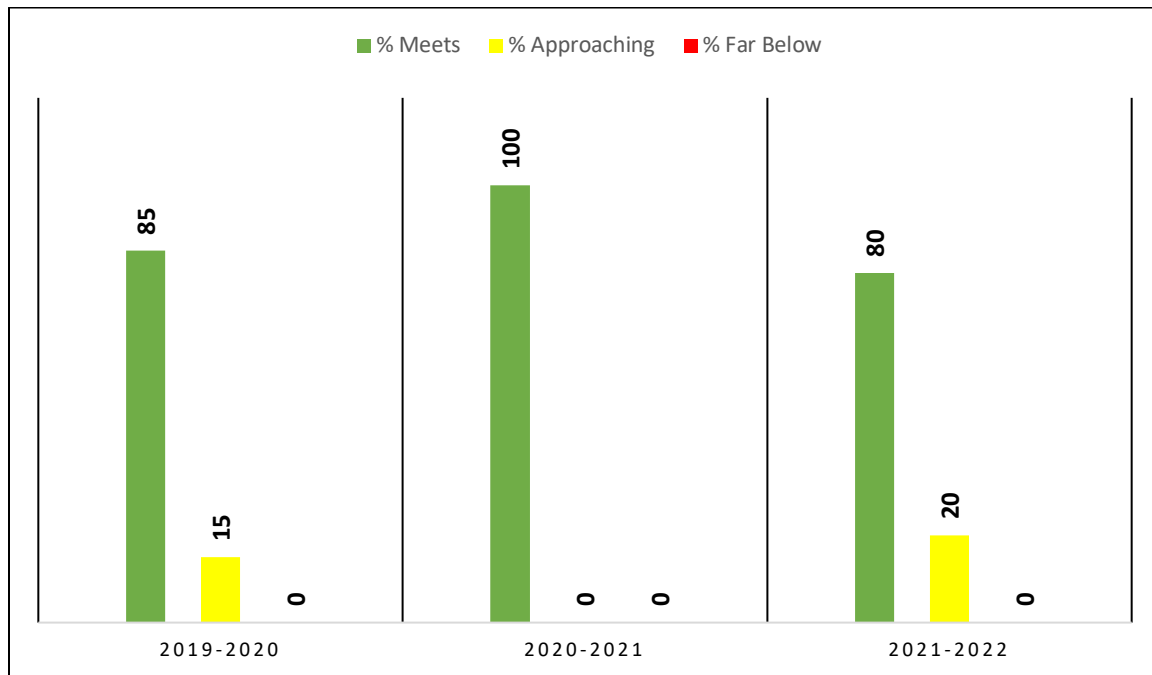
The purpose of the Financial Performance Framework is to provide key data to assess the financial health and viability of charter schools and to determine whether deeper analysis or monitoring is required. Through a set of nine interconnected metrics, the Financial Framework analyzes the current state of charter schools while considering the school's financial trends over a period of time. The measures are designed to be complementary and together, they provide a lens into a school's near-term financial situation, historic trends, and future viability.

The Financial Performance Frameworks are measured using the following indicators:

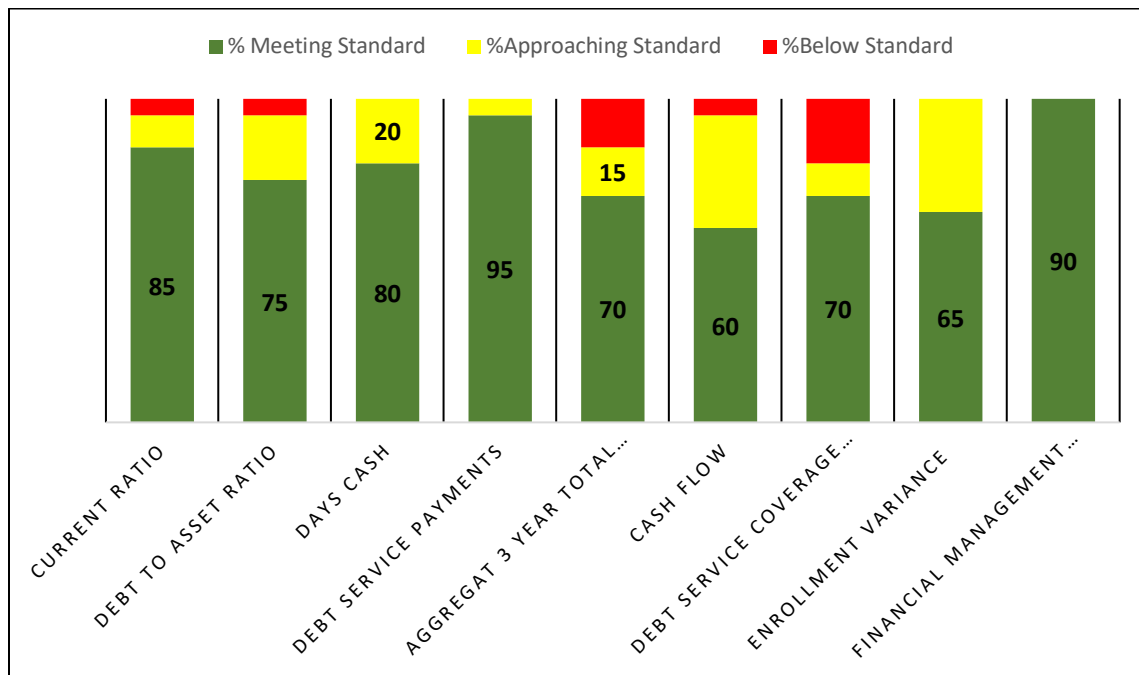
1. Current Ratio (Working Capital Ratio)
2. Debt to Asset Ratio
3. Days Cash
4. Debt Service Payments / Loan Covenants
5. Aggregate Three-Year Total Margin
6. Cash Flow
7. Debt Service Coverage Ratio
8. Enrollment Variance
9. Financial Management and Oversight

Individual school Organizational Framework reports can be found on DDOE's Charter School website at <https://www.doe.k12.de.us/Page/2631>.

## Financial Performance Framework – Overall Ratings



## 2021-2022 Financial Framework – Individual Indicators



## **Innovation and Collaboration**

Each charter school highlights innovative practices as a part of their annual reports that can be found at <http://www.doe.k12.de.us/page/2654>.