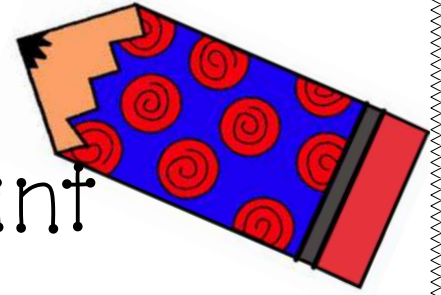


# American Revolution Interactive Internet Scavenger Hunt



This interactive internet scavenger hunt takes students through the pbs.org website. It provides links to answer questions about the events that led up to the American Revolution. It also gives students links to research the battles and the difference between British and American soldiers.

# American Revolution Internet Scavenger Hunt



Name: \_\_\_\_\_ Date: \_\_\_\_\_

Directions: Click on the links provided to access the websites needed to answer the questions.

1. Use the [timeline](#) to fill in the chart below. Write a brief description of the event listed. Make sure you use your own words!

Year	Event & Description
1763	French & Indian War →
1765	Stamp Act →
1770	Boston Massacre →
1773	Boston Tea Party →
1774	First Continental Congress →
1775	Battle of Lexington & Concord →

January 1776	Thomas Paine's Common Sense →
July 4, 1776	Declaration of Independence →
1778	Treaty with France →
October 19, 1781	Yorktown →
September 1783	Treaty of Paris →

Use the link to answer questions 2-3 about the [Stamp Act](#).

2. What did Samuel Adams do?

---

---

---

3. What outraged the colonists the most about the Stamp Act?

---

---

---

4. After watching the video and reading the passage on the website, describe the [Boston Tea Party](#) in your own words.

---

---

---

---

---

---

5. Who wrote the declaration of independence?

---

6. Read the newspaper article about Lexington and Concord. This battle was the 1<sup>st</sup> battle of the Revolutionary War! Write 3 interesting facts you learned in the space provided below. (on the back of this page)

- ---

---

---
- ---

---

---
- ---

---

---

7. Read the newspaper article about Saratoga. This battle was the turning point of the Revolutionary War! Write 3 interesting facts you learned in the space provided below.

- ---

---

---
- ---

---

---
- ---

---

---

8. Read the newspaper article about Yorktown. This battle was the last battle of the Revolutionary War! Write 3 interesting facts you learned in the space provided below.

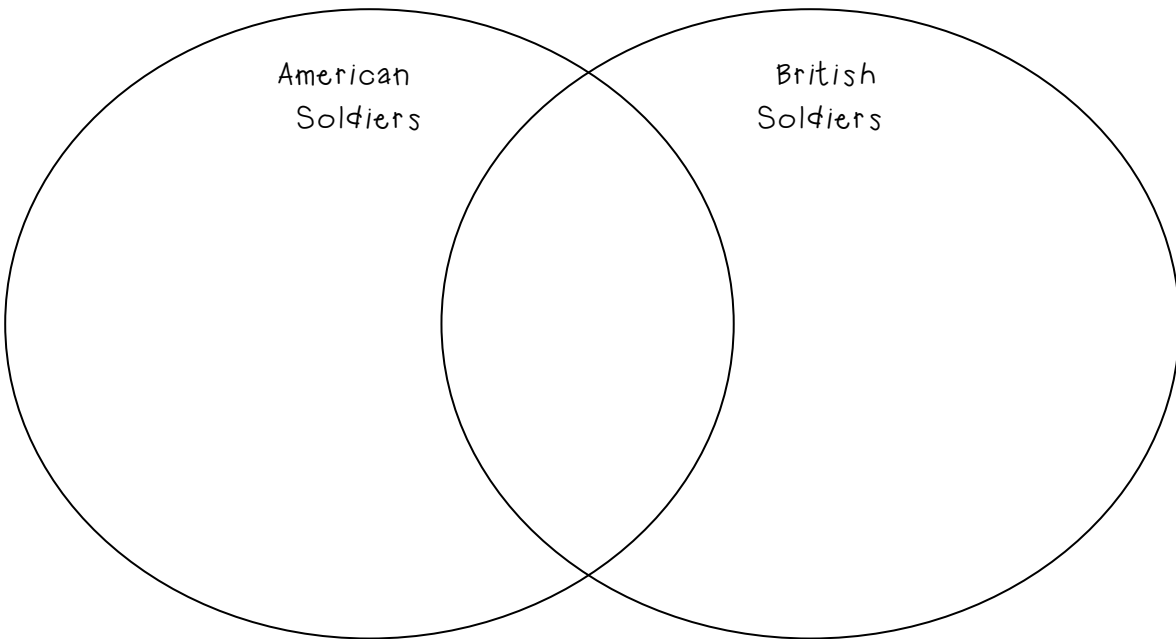
- ---

---

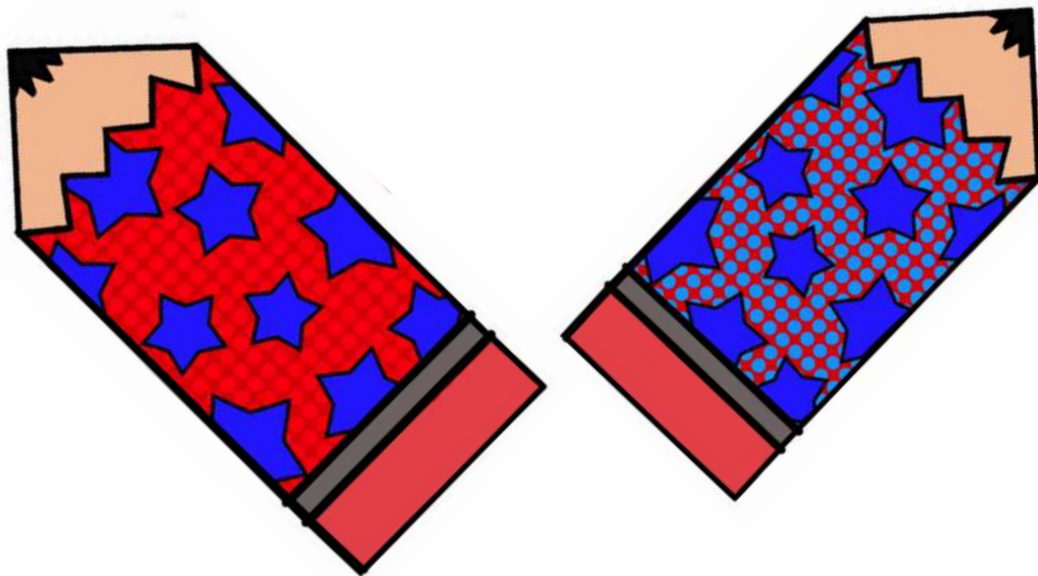
---

- \_\_\_\_\_  
\_\_\_\_\_
- \_\_\_\_\_  
\_\_\_\_\_

9. Read about the [military perspectives](#) of the American and British soldiers. Use the Venn Diagram below to compare and contrast the soldiers. Put your mouse over the words "status", "uniform", "weapons", "gear", "terrain" to the right of the pictures for more information.



10. When finished, [test your knowledge](#) about the American Revolution. Write the score you receive on the line. \_\_\_\_\_





# Terms of Use

Thank you for downloading our American Revolution Internet Scavenger Hunt. We hope that you enjoy using it as a valuable resource in your classroom! Please let me know if you have any questions or concerns. Our email is [teachersgonewild2@gmail.com](mailto:teachersgonewild2@gmail.com).

©Teachers Gone Wild 2013

This resource entitles you to single classroom use only. Please do not share with grade level teams or district wide or post/resell any part of this resource.

If you would like to share this resource with others, please purchase multiple licenses.

We'd love to hear your feedback!

[www.teacherspayteachers.com/Store/Teachers-Gone-Wild](http://www.teacherspayteachers.com/Store/Teachers-Gone-Wild)

# Font & ClipArt

