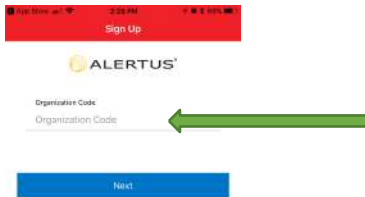


## Alertus Mobile App Instructions – Iphone Devices

1. Go to the App Store.
2. Search for Alertus. For the below app



3. Install Alertus.
4. Once it is installed, open the app to finish setup.
5. The app will ask for an Organization Code



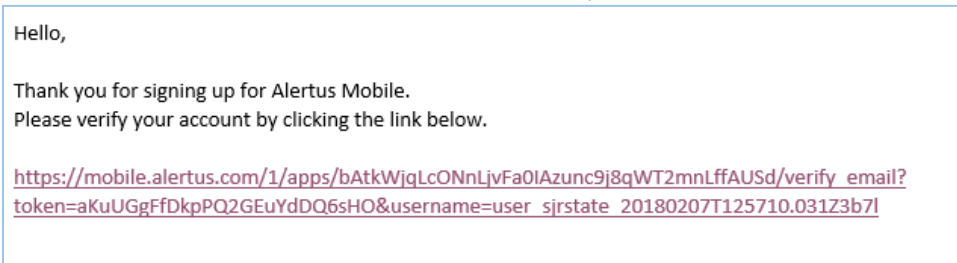
6. Enter "sjrstate" (not case sensitive) and select "Next"



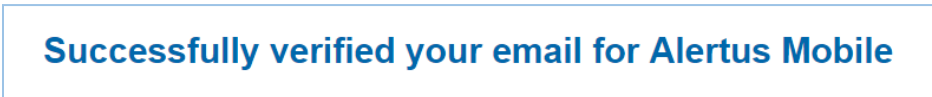
7. Enter your SJR State email address and select Register.



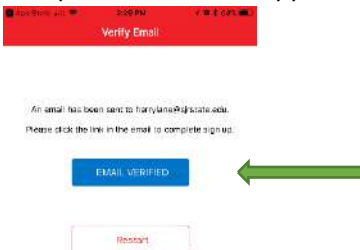
- An email will be sent from [noreply@mobile.alertus.com](mailto:noreply@mobile.alertus.com) to your SJR State email address. Follow the instructions in the email and click on the link provided.



- The link will provide a success message.




- Complete the mobile app setup by hitting Email Verified.



*Note: Allow Alertus to send notifications. You do not have to allow Alertus to use device location.*

- Go to My Subscriptions



## 12. Subscribe to campuses

