



**WELCOME TO THE 2022-23
SCHOOL YEAR**



KEY LEARNING

What do I need to know to SOAR TO SUCCESS
this school year?



CSRMS STAFF

- Principal: Mr. Salerno
- 7th Grade Administrator: Ms. Blazys
- 7th Grade Counselor: Ms. Western
- Resource Office: Corporal Curtis
- Discipline Assistant: Ms. Nickerson
- School Nurse: Ms. Kittling
- Clinic Assistant: Ms. Torres (Ms. Olsen)
- Front Desk: Mrs. Bunker & Mrs. Hoye
- Data Entry: Mrs. Swab
- Registrar: Mrs. Majowicz

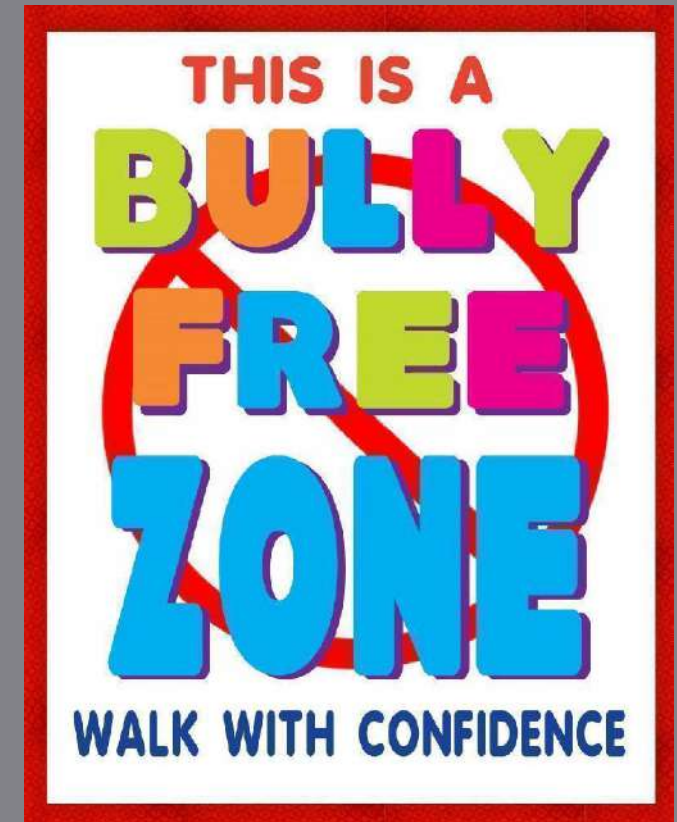


CSRMS Schoolwide Expectations

	Respectful	Responsible	Safe	Problem Solver
Classroom	<ul style="list-style-type: none"> Use kind words Talk only when you should 	<ul style="list-style-type: none"> Follow directions Complete your own work Be prepared 	<ul style="list-style-type: none"> Keep hands and feet to self Be in designated area 	<ul style="list-style-type: none"> Diffuse issues with the teacher and students calmly and politely
Cafeteria	<ul style="list-style-type: none"> Use appropriate volume Leave a clean space for others Use ear buds for audio 	<ul style="list-style-type: none"> Raise your hand for assistance Recycle your tray 	<ul style="list-style-type: none"> Stay seated until dismissal Keep the aisle clear Use entries/exits as directed 	<ul style="list-style-type: none"> Discuss seating and line position issues calmly and politely
Hallways	<ul style="list-style-type: none"> Use appropriate volume Respect personal space 	<ul style="list-style-type: none"> Move directly to your next class Arrive on time 	<ul style="list-style-type: none"> Always walk facing forward Stay on the right side as you travel 	<ul style="list-style-type: none"> Notify the nearest adult when supervision is required
Restrooms	<ul style="list-style-type: none"> Always flush Clean up after yourself 	<ul style="list-style-type: none"> Always have a pass Use your time wisely One person per stall 	<ul style="list-style-type: none"> Help keep floor clear and dry Wash your hands 	<ul style="list-style-type: none"> Notify an adult if the bathroom needs attention
Online	<ul style="list-style-type: none"> Type/text only what you would say in person 	<ul style="list-style-type: none"> Block conversations you wish to discontinue 	<ul style="list-style-type: none"> Converse with people you know in person 	<ul style="list-style-type: none"> Show inappropriate messages, pictures or texts to an adult when necessary

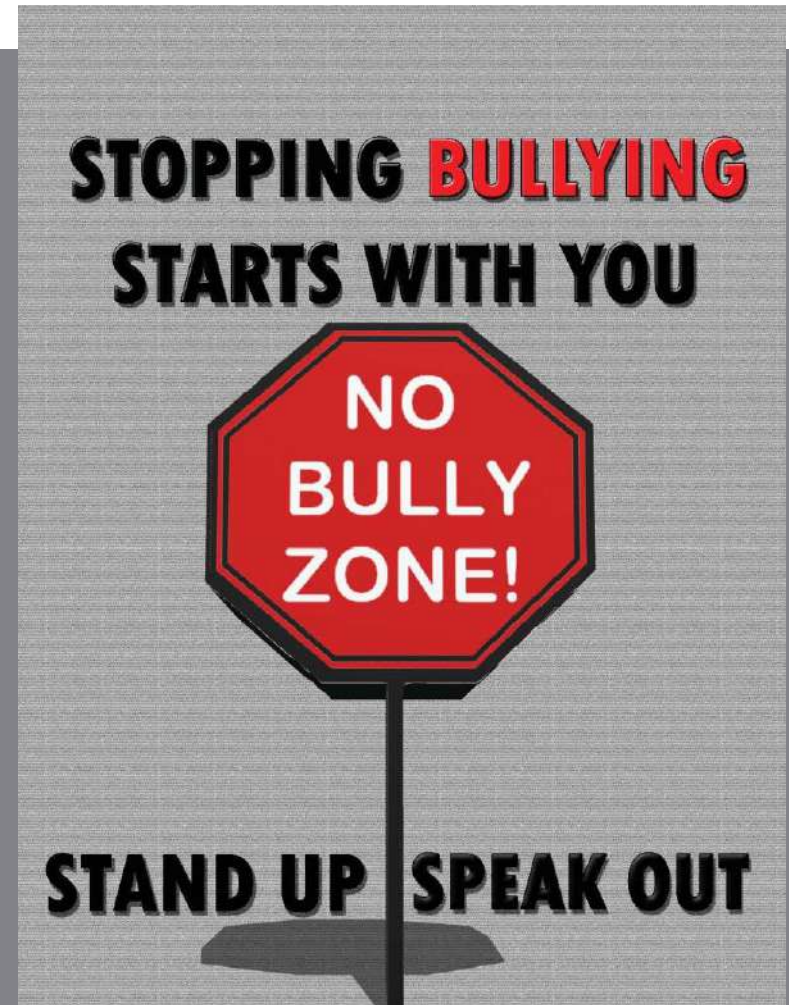
CRSMS IS A BULLY-FREE SCHOOL

- Bullying is repeated unwanted, aggressive behavior among school-aged children that involves a real or perceived power imbalance.
- If bullied, the following steps will be taken:
 - Student reports bullying to an adult at school.
 - School investigates (speak with students).
 - Staff documents to track patterns of behavior.
 - Staff Implements appropriate intervention.
- If bullying continues:
 - Contact parents – Involve Corporal and various staff support services
 - No Contact Agreement is established
- If bullying still continues:
 - Review patterns of behavior, contact both parents
 - Involve Corporal and various staff support services
 - More serious consequences are given to terminate this behavior




SEE SOMETHING, SAY SOMETHING

- Remember: If we don't know, we cannot help!
- Don't be afraid to end bullying, tell an adult anytime you or someone you know is dealing with this situation and you can help stop bullying!






RAVEN CLAW CASH

- Be Respectful to students and staff.
- Be Responsible, accountable, and dependable.
- Be a Problem-Solver and always look for solutions to problems
- Demonstrating these characteristics will earn you “Raven Claw Cash” which is part of a token economy system that will allow you to purchase items from the school store, prepackaged snacks, as well as other rewards for making great choices!





At-Risk / Early Warning System: What matters for staying on track and graduating?

Middle School EWS Indicators							
On - Track Indicators	Course Performance	Attendance	GPA*	Office Discipline Referrals	Out of School Suspensions	In School Suspensions	Assessments
	C's or better in all classes	0-2 absences in a quarter 4% or less absences in a year	2.5 or higher	0 ODR's in a quarter 2 or fewer ODR's in a year	0 OSS's in a quarter 0 OSS's in a year	0 ISS's in a quarter 0 ISS's in a year	Level 3 - 5
	1 or more D's in any class	3 to 4 absences in a quarter 5% - 9% absences in a year	2.0 – 2.49	1 ODR In a quarter 3 ODR's in a year	N/A	N/A	Level 2
	Failing 1 or more classes (F's)	5 or more absences in a quarter 10% or more absences in a year	Less than 2.0	2 or more ODR's in a quarter 4 ODR's in a year or 2 ODR's in a semester	1 or more OSS's for the year	1 or more ISS's for the year	Level 1

*Note: GPA is an overall average of current course grades (sum of grade values / # of classes) (A=4, B=3, C=2, D=2, F=1)

HOW CAN YOU MEASURE YOUR PROGRESS?

- **Be Positive:** Maintain a “can-do” attitude!
- **Be Prepared:** Check MyLearning and MyStudent for completion of homework and clean out your backpack on a weekly basis
- **Be Prompt:** Walk to your next class, passing is not for hanging out with friends.
- **Be Committed to Quality:** Always do your best & check work before handing it in for a grade
- **Be Present:** You will be here for the next three years therefore you need to be committed to your success by monitoring your grades and being self-aware of your communication with your friends and schoolmates



MYSTUDENT AND MYLEARNING

- MyStudent is an online grade book that allows students and parents to monitor student progress.
- Preferences allow parents and students to receive communication via email/text message when grades have been entered or when grades fall below a specified level.
- MyLearning is a resource that lists what is planned for the upcoming days/weeks and allows students to message their teachers as well.
- Students and parents can establish their own account for each.
- Students must register at the beginning of each school year
- In order for students/parents to register, you will need the following information:
 - e-mail address
 - student's birth date and pin number



ACADEMIC HELP

- If you are struggling in your classes, ask for help.
- Your teachers, counselor, SSAP, and administrators all are able to help you.
- A great resource is AIR Time.



"As a Raven I am All-In..."

...For Every Minute...Of Every Class...Of Every Day...No Matter How Challenging My Task.....
I Am ALL In...I am ready to SOAR!!!

AIR TIME (All-In Ravens)

Upon Entering AIR Time, Students Should Do the Following:

Step 1: Check myStudent for missing grades/assignments (5 minutes)

Step 2: Choose an Item from the below menu to work on (25 minutes)

OR

Go to assigned teacher to receive additional instruction on a standard not yet mastered (25 minutes)

Social Studies Priority Day Monday	ELA Priority Day Tuesday	Electives/ Presentation/ Drill Priority Day Wednesday	Math Priority Day Thursday	Science Priority Day Friday
---	---	--	---	--

Social Studies Priority Day Monday	ELA Priority Day Tuesday	Electives/ Presentation/ Drill Priority Day Wednesday	Math Priority Day Thursday	Science Priority Day Friday
Homework/ Assignment Completion	Homework/ Assignment Completion	Homework/ Assignment Completion	Homework/ Assignment Completion	Homework/ Assignment Completion
Assessment Completion/ Re-take Assessment	Assessment Completion/ Re-take Assessment	Assessment Completion/ Re-take Assessment	Assessment Completion/ Re-take Assessment	Assessment Completion/ Re-take Assessment
Read Silently	Read Silently	Read Silently	Read Silently	Read Silently
Organize backpack, planner, or schedule (IF online, get permission from teacher)	Organize backpack, planner, or schedule (IF online, get permission from teacher)	Organize backpack, planner, or schedule (IF online, get permission from teacher)	Organize backpack, planner, or schedule (IF online, get permission from teacher)	Organize backpack, planner, or schedule (IF online, get permission from teacher)
iCivics, Civics 360, MyLearning, Edmentum, Kahoot!, Nearpod	StudySync, BrainPop, MyLearning, Edmentum, Nearpod, Kahoot!	Edmentum, Nearpod, Kahoot!	Khan Academy, MyLearning, Edmentum, Nearpod, Kahoot!	BrainPop, Edmentum, Nearpod, Kahoot!

AIR TIME REMINDERS

- AIR time is NOT for the following:
 - Non-teacher approved technology (including, but not limited to, social media, music, YouTube)
 - Socializing
 - Activities not related to academics [media center visits, restroom (emergencies only), water fountain, vending machines, etc.]
 - Sleeping/eating/resting
 - Eating/drinking



ELECTRONIC POLICY

- These rules are specific to common areas such as cafeteria, hallways, bathrooms, locker rooms, track, bus and car loop, etc.
- Students are responsible for their own devices. Do not lend your phone or borrow a phone from another student.
- All electronic devices should be kept on Silent Mode. Not complying with this rule will result in disciplinary action.
- Students are allowed to use electronics in the hallways and cafeteria freely as long as they abide by the rules above.
- Electronic privileges can be revoked if students do not respect the policies and procedures in place.



ELECTRONIC POLICY (CONT.)


- There is absolutely no use of electronics allowed in any restrooms or locker rooms. Electronics should be put away at all times.
- Taking of pictures or videos is not allowed on campus unless authorized by your teacher for educational purposes.
- Making phone calls is prohibited from the moment you come on campus to the moment you leave without explicit permission from a school staff member.
- If you need to use a phone, go to the front office or get permission first!



SOCIAL MEDIA

- If you are using these apps, be aware of the repercussions of use.
- Remember that these images can be deleted, but are not really gone.
- If you see a threat on any of these sites, please report it immediately to school staff.

SEE SOMETHING, SAY SOMETHING.



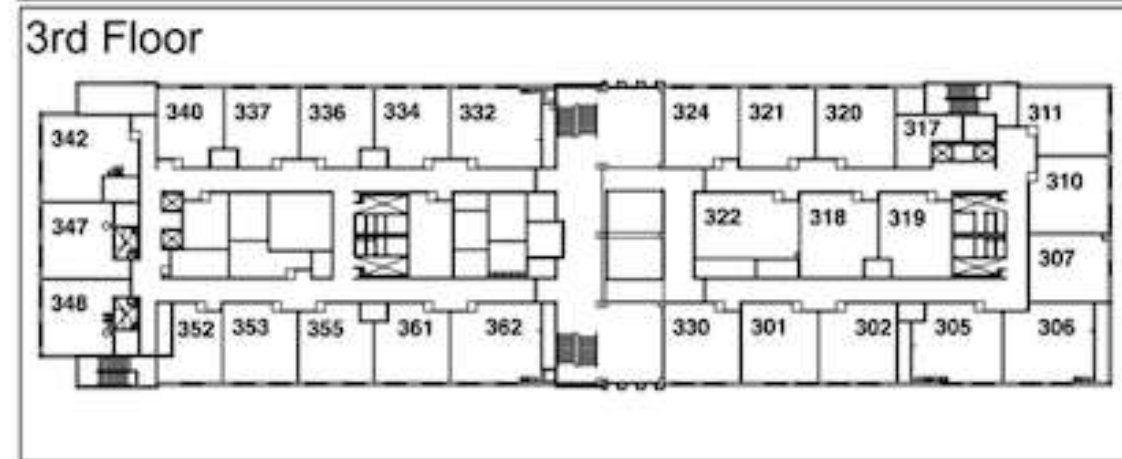
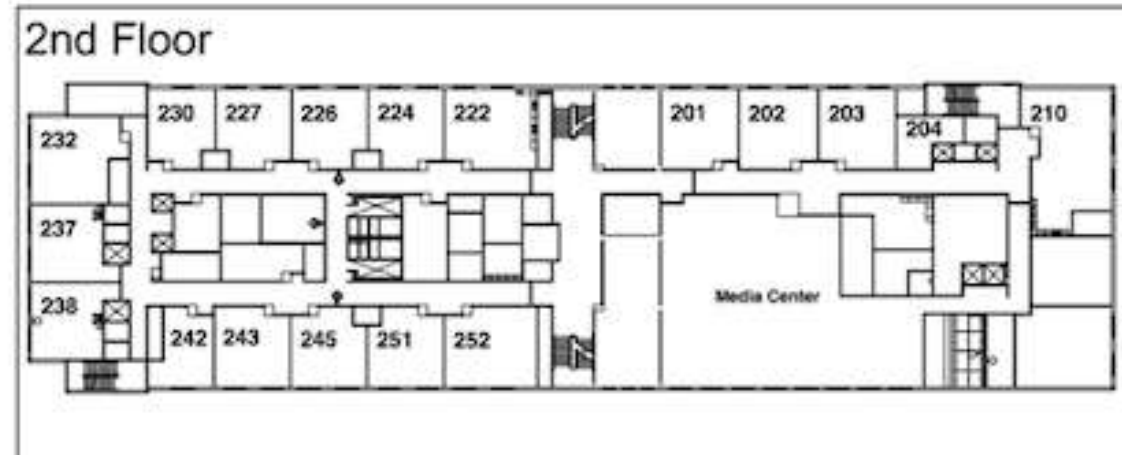
SCHOOL SUPPLIES

- Please remember that we don't have lockers for students.
- Students are allowed to carry rolling backpacks.
- You will carry all your supplies, books, and belongings all day to each of your classes. Therefore, always consider trying to buy the lightest and least bulky products to save space and weight in your backpack.
- As well, please always make sure you have basic materials such as:
 - Pens/Pencils
 - Paper
 - Folders
 - Binders/Notebooks



SCHOOL LAYOUT

- The 3rd floor is primarily **8th grade teams**. Additionally, some CTE Electives and Spanish classes are also on the 3rd floor.
- The 2nd floor is primarily **7th grade teams** and the media center, including reading and some elective/CCTE classes.
- The 1st floor is primarily **6th grade teams**, including some CCTE/PE/Fine Arts electives.



SUPERVISION

- School hours officially begin at 7:15 AM and end at 1:42 PM.
- There is a bell allowing students to enter the building that rings **15 minutes prior** to the beginning of the school day and a bell at 7:10 signaling students to begin entering class.
- Students are not allowed in the building until 7:00 AM and may go to the cafeteria for breakfast or the atrium of their first period class.
- Students must not be on campus more than 30 minutes before (6:45 AM) or after school (2:12 PM) without permission from a staff member.



WALKERS

- Walkers who need to cross Mentmore Blvd. must cross at the crosswalk by the light.
- If walking west (toward the clubhouse) you must use the walkway that runs in front of the cafeteria and winds around to Mentmore.



BIKE RIDERS

- Bike riders must lock their bikes inside the bike rack. You can also register your bike by downloading the Bike Registration form from our web site.
- State law requires all bike riders under the age of 16 to wear a helmet.
- For your safety, please walk bikes on/off campus - no riding on campus.



DRESS CODE

- No slides
- No flip flops
- No slippers
- No shoes that have removable back strap

You cannot wear any shoes that may slip off your feet causing a safety hazard on stairs. Footwear must have a backing/strap that secures the shoe to the foot.

Unacceptable



Acceptable



Unacceptable



Acceptable



Unacceptable



Acceptable



- No sagging pants (Pants must be secured at the waist)
- No pajama pants or costumes
- No hip chains.
- No rips that expose undergarments or that expose areas of the body generally covered by undergarments

Unacceptable



Acceptable



- No hats, bandanas, hoodies, or head coverings

2022-2023 CSRMS Discipline Plan

Is it a Classroom Managed Behavior?

1. Verbal Warning
 - a. Reteach the expectation/rule. Refer to school-wide Expectations.
 - b. Document in MyEWS – Student Interactions.
2. Contact Parent
 - a. Contact via phone is *strongly* encouraged.
 - b. Document all parent contacts in MyEWS – Student Interactions.
3. Lunch Detention
 - a. Teacher **MUST** Contact parent regarding incident.
 - b. Complete a Lunch Detention in MyEWS.
4. After-School Detention
 - a. Teacher **MUST** Contact parent regarding incident.
 - b. Complete a Detention in MyEWS.
 - c. Contact Mr. Davis or your Grade Level Discipline IA to schedule.
 - d. ASD is held on Monday, Wednesday, or Friday after school until 3:30pm.

Is it an Office Managed Behavior?

1. Office Discipline Referral
 - a. Complete an Office Discipline Referral in MyStudent.
 - b. Contact the parent via phone. If no-answer, leave message and follow up with an email.
2. Administrator/Discipline IA review the incident
 - a. Discuss with the teacher and consider teacher's recommendation while processing.
 - b. Interview potential witnesses if necessary.
 - c. Discuss the situation with the student.
3. Administrator/Discipline IA determine the consequence and process the referral
 - a. Counsel student on their behavior/choice.
 - b. Provide student with the decision of the consequence.
 - c. Contact parent to inform them of the decision of the consequence.
 - d. Provide feedback to the teacher through the referral in MyStudent.

ESSENTIAL QUESTION

What goals can you set for yourself to help you to SOAR TO SUCCESS this year?



RUSHE RAVENS...

...For Every Minute

...Of Every Class

....Of Every Day

...No Matter How Challenging My Task

...I Am ALL-In!!

...I am ready to SOAR!!!

And only YOU can make it happen! YOU are a Raven, and Ravens Soar to Success!!!

