

7th Grade Art—9 Week Exam Study Guide

Intro. Warm-ups: UNIT 1

* subject _____ --the things and people you see in the artwork

* theme _____ --the idea of the art, or what it is about



←What is the subject of this work? man playing guitar

* media _____ =the materials used to create the work of art

*List some media examples pencil, paint, clay

* elements of art _____ --**basic parts** that make any work of art

*List them (6): line, shape, color, value, texture, space

*We drew IGOR **upside-down**. How is this supposed to help you draw better??
uses the right side of our brains to draw the lines and not the figure

UNIT 2: Grid Drawing and Shading Practice

* grid _____ =paper with a bunch of squares used to help you to enlarge an image


* value _____ =range of light to dark in a color

*Draw a value scale here:




*What does Shading (or Tonal Drawing) do for your picture? Helps it look more real and 3D


***Write down the names of the shading techniques:**




CROSSHATCHING




STIPPLING



BLENDING



LINEAR HATCHING



Who is the artist of this work? CHUCK CLOSE

How does he enlarge the heads and keep proportion?

Uses a grid

Name and describe the art style he uses on his giant heads:

Uses PHOTOREALISM—the paintings look so real that they look like a photograph

What media did we use in our grid drawing to shade??

pencil

Practice drawing a cone, cylinder, sphere, and cube. Use shading according to the light source:



UNIT 3: Color, Painting, and Cubism

*primary colors (list them) red, yellow, blue

**Why are they so important? They make all other colors

*secondary colors --How are they made? you mix 2 primary colors

List them: orange, green, purple (violet)

*intermediate colors-- How are they made? : mix a primary and a secondary

List them red-violet, red-orange, yellow-orange, yellow-green, blue-green, blue-violet

* ____color scheme____--specific group of colors is called this

* ____warm____--colors that remind us of fire: red, oranges, yellow

* ____cool____--colors that remind us of water: green, blues, violet

* ____neutral____--colors which are not on the wheel: black, white, gray, brown

* ____analogous____--colors which are right next to each other

Give me an example of these colors in a group: red-orange, orange, yellow-orange

* ____complementary____--colors which are across from each other; opposites

Give me the three **pairs** of them: red and green, blue and orange, yellow and purple

* ____tint____--lighter color; add ____white____ to make it lighter

* ____shade____--darker color; add ____black____ to make it darker

*The art style that breaks objects down into shapes is called

____Cubism____.

*The creator/leader of this art style is ____Pablo Picasso____



UNIT 4: Space and Perspective

***PERSPECTIVE CREATES THE ILLUSION OF space and distance ON A FLAT SURFACE.**

*linear perspective--this perspective uses LINES to create the illusion

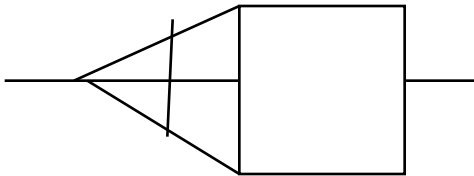
*atmospheric perspective--this perspective uses VALUE and COLOR to create the illusion

*THE LINES THAT DIVIDES THE SKY AND THE EARTH IS THE horizon line

*ALL THE LINES COME TOGETHER AT THE vanishing point

Show me the Vanishing Point and Horizon Line in each!!

ONE-POINT PERSPECTIVE



TWO-POINT PERSPECTIVE

