

6th Grade Expectations

Changing Expectations

When more is expected, more is achieved!



CHARLES S. RUSHE MIDDLE SCHOOL

Home of the Ravens



ESSENTIAL QUESTION

What do I need to know to be successful and reach my full potential next school year?

Parent Teacher Student Association (PTSA)



Raven Claws



Be Respectful- To students and staff


Be Responsible- Be accountable and dependable

Be a Problem Solver- Always look for solutions to problems



Positive Behavior Supports

@ CSRMS






Being:
Respectful –
Responsible –
& **a Problem Solver** –

Demonstrating these characteristics will earn students “Raven Claws which are part of a token economy system that will allow students to purchase snacks, items from the school store, as well as other rewards for making great choices!

Positive Academic & Behavior Supports @ CSRMS



At-Risk / Early Warning System: What matters for staying on track and graduating?

Middle School EWS Indicators							
On - Track Indicators	Course Performance	Attendance	GPA*	Office Discipline Referrals	Out of School Suspensions	In School Suspensions	Assessments
 On-Track	C's or better in all classes	0-2 absences in a quarter <hr/> 4% or less absences in a year	2.5 or higher	0 ODR's in a quarter <hr/> 2 or fewer ODR's in a year	0 OSS's in a quarter <hr/> 0 OSS's in a year	0 ISS's in a quarter <hr/> 0 ISS's in a year	Level 3 - 5
 At-Risk for Off-Track	1 or more D's in any class	3 to 4 absences in a quarter <hr/> 5% - 9% absences in a year	2.0 – 2.49	1 ODR in a quarter <hr/> 3 ODR's in a year	N/A	N/A	Level 2
 Off-Track	Failing 1 or more classes (F's)	5 or more absences in a quarter <hr/> 10% or more absences in a year	Less than 2.0	2 or more ODR's in a quarter <hr/> 4 ODR's in a year or 2 ODR's in a semester	1 or more OSS's for the year	1 or more ISS's for the year	Level 1

*Note: GPA is an overall average of current course grades (sum of grade values / # of classes) (A=4, B=3, C=2, D=2, F=1)

Positive Academic & Behavior Supports @ CSRMS

Benefits of Being On-Track?

- 1) Participation in On-Track Celebrations when Progress Reports/Report Cards are issued!
- 2) Free Admission to Select Sporting Events throughout the School Year
- 3) Access to Atrium Seating during lunches
- 4) Priority Access to Lunch Lines
- 5) And more...

How Can You Help Monitor Your Student's Progress @ CSRMS?

Be Positive = Help your child to maintain a “can-do” attitude!

Be Prepared = Help by checking their planner, help by monitoring completion of homework, and by cleaning out their backpack on a weekly basis

Be Prompt = Remind your student(s) that passing is for walking to their next class, not for hanging out with friends.

Be Committed to Quality = Help your student to always do their best & check work before handing it in for a grade

Be Present = Remind your student that you will be with them for the next three years and that you are committed to their success by monitoring both their grades as well as their communications with their friends/schoolmates

MyStudent -

An **online grade book** that allows students and parents to monitor student progress, review what has been covered in each class, and in some cases, lists what is planned for the upcoming days/weeks.

Preferences allow parents and students to receive communication via email/text message when grades have been entered or when grades fall below a specified level.

- **Students and parents can establish their own account**
- **Students must register at the beginning of each school year**
- **In order for students/parents to register, you will need the following information:**
 - **e-mail address**
 - **student's birth date and social security number**

Parent Access to myStudent



Parents, please use [this link](#) to create an account or log into myStudent to check grades and attendance.

Sign up for an account after school starts in August.

Electronics Policy



These rules are specific to common areas such as cafeteria, hallways, bathrooms, locker rooms, track, bus and car loop, etc.

Students are responsible for their own devices. Do not lend your phone or borrow a phone from another student.

All electronic devices should be kept on Silent Mode. Not complying with this rule will result in disciplinary action.

Students are allowed to use electronics in the hallways and cafeteria freely as long as they abide by the rules above.

Electronic privileges can be revoked if students do not respect the policies and procedures in place.

Electronics Policy - continued

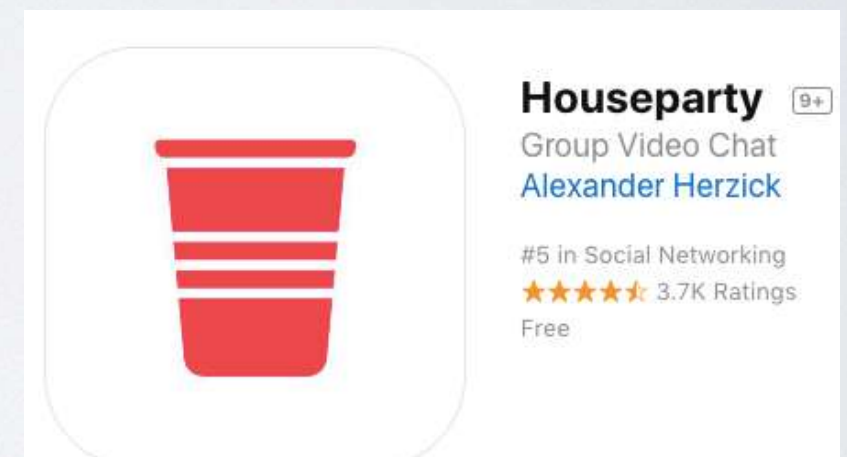
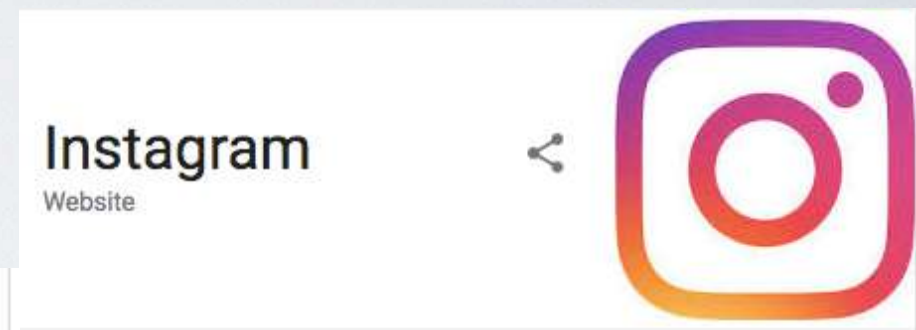



There is absolutely no use of electronics allowed in any restrooms or locker rooms. Electronics should be put away at all times.

Taking of pictures or videos is not allowed on campus unless authorized by your teacher for educational purposes.

Making phone calls is prohibited from the moment you come on campus to the moment you leave without explicit permission from a school staff member.

If you need to use a phone, go to the front office or get permission first!

Does your student have ANY of the Following Apps on their phone?



Our Recommendation is that students NOT be allowed to download apps without parent permission and that parents should be the only ones with the password to the android/apple/google store!

Student Supplies

Please remember that we don't have lockers for the students. *Students will carry all their supplies, books, and belongings all day to each of their classes.*

Therefore, always consider trying to buy the lightest and least bulky products to save space and weight in your child's backpack.

As well, please always make sure to provide your student with basic materials such as:

- Pens/Pencils
- Paper
- Folders
- Binders/Notebooks



Student Attendance

There are only *180 school days* in an academic year.

If a student misses:

1 day of school = they miss **270 minutes** of instruction

3 days of school = they miss **810 minutes** of instruction

5 days of school = they miss **1,350 minutes** of instruction

10 days of school = they miss **2,700 minutes** of instruction

15 days of school = they miss **4,500 minutes** of instruction



EVERY
SCHOOL DAY
COUNTS

Student Attendance

- When possible, please **provide 24 hours notice of absences.** An online form is available on our school website to notify us of your child's absence. If the absence is planned, please email the principal and team teachers.
- **Students are responsible for any missed work.**
- Excused absences are granted for:
 - Illness of the student or major illness of an immediate family member
 - Death of a student's immediate family
 - Religious holidays; religious instruction
 - Trips deemed appropriate by the principal and approved in advance

Bell Schedule

CSRMS Daily Schedule for 2018 - 2019

1 st Period	7:25 – 8:19
Study/Intervention	8:22 – 8:52
2 nd Period	8:55 – 9:45

Schedule A (grade 6)	Schedule B (grade 6 & 7)	Schedule C (grades 7 & 8)	Schedule D (grade 8)
Lunch: 9:48 – 10:18	3 rd Period: 9:48 – 10:38	3 rd Period: 9:48 – 10:38	3 rd Period: 9:48 – 10:38
3 rd Period 10:21 – 11:11	Lunch: 10:41 – 11:11	4 th Period: 10:41 – 11:31	4 th Period: 10:41 – 11:31
4 th Period: 11:14 – 12:04	4 th Period: 11:14 – 12:04	Lunch: 11:34 – 12:04	5 th Period: 11:34 – 12:24
5 th Period: 12:07 – 12:57	5 th Period: 12:07 – 12:57	5 th Period: 12:07 – 12:57	Lunch: 12:27 – 12:57

6 th Period:	1:00 – 1:50
-------------------------	-------------

The **1st floor** is the location for the **6th grade teams**. There are other classes stationed outside in the portables as well. **(Research/Health)**

The **2nd floor** is primarily **7th grade teams**, including reading and some elective/CCTE classes.

The **3rd floor** is primarily **8th grade teams**, including some CCTE/Elective/Foreign Language classes.

AIR Time (Study Hall/Intervention Time):

CSRMS Daily Schedule for 2018 - 2019

1 st Period	7:25 – 8:19
Study/Intervention	8:22 – 8:52
2 nd Period	8:55 – 9:45

Schedule A (grade 6)	Schedule B (grade 6 & 7)	Schedule C (grades 7 & 8)	Schedule D (grade 8)
Lunch: 9:48 – 10:18	3 rd Period: 9:48 – 10:38	3 rd Period: 9:48 – 10:38	3 rd Period: 9:48 – 10:38
3 rd Period 10:21 – 11:11	Lunch: 10:41 – 11:11	4 th Period: 10:41 – 11:31	4 th Period: 10:41 – 11:31
4 th Period: 11:14 – 12:04	4 th Period: 11:14 – 12:04	Lunch: 11:34 – 12:04	5 th Period: 11:34 – 12:24
5 th Period: 12:07 – 12:57	5 th Period: 12:07 – 12:57	5 th Period: 12:07 – 12:57	Lunch: 12:27 – 12:57

6 th Period:	1:00 – 1:50
-------------------------	-------------

Each day, students are provided with a 30 min. time period in which they can get academic support.

Students will be scheduled with one of their team teachers (LA, MA, Sci, SS, or Elective Teacher assigned to their team) and are allowed to complete assignments, ask for assistance on misunderstood concepts, and move from one subject area teacher to another depending on the students need.

NO Excuses for Missing Work!

Student Activities (Subject to change)

**6th Grade students can participate in the following sports:
Football, Volleyball (Girls), Basketball (Boys/Girls), Soccer
(Boys/Girls), Track (Boys/Girls)**

Students Working Against Tobacco (SWAT)/

Fellowship of Christian Students (FCS)

National Junior Honor Society

Student Council

Builders Club

Thespian Club

Odyessey of the Mind


Chess Club

Color Guard Club

Travel Club

Book Club





Supervision



School Hours officially **begin at 7:25 a.m. and end at 1:50 p.m. (SUBJECT TO CHANGE)**. There is a warning bell that rings 15 minutes prior to the beginning of class.

Students are *not allowed* in the building until 7:05 AM

The only exception to this is when we start to have cold weather. Students are then allowed to enter the building earlier and remain in the first floor atrium until the bell rings.


Students *must not be on campus* more than 30 minutes before school (6:55 AM) or more than 30 minutes after school (2:20 p.m.) without permission from a staff member.



CSRMS STUDENT DRESS CODE

1. No holes more than 4" above the knee.
2. No pants that expose undergarments.
3. Shirts must cover the shoulders, cleavage, stomach, & back.
4. No sleeveless shirts, tank tops, off-the-shoulder tops, halter necks, or spaghetti straps.
5. Shorts/skirts & dresses no more than 4" above the knee.
6. No hats, hoods, bandanas or hip chains.
7. No Flip-flops, slides, or slippers.
8. No accessories with obscene, crude or rude writing pertaining to drugs, alcohol, violence, weapons, sex, or racial context.

Students aren't allowed to attend class when not properly dressed. **Change clothes, call home for a change of clothes, or go to ISS** until appropriate clothing is available, or wear an **OUT OF DRESS CODE** shirt.



We know that we check!

CSRMS is a Bully-Free School

Bullying is repeated unwanted, aggressive behavior among school aged children that involves a real or perceived power imbalance.

If bullied, the following steps will be taken:

- Student reports to adult at school.
- School investigates (speak with students).
- Staff Documents to track patterns of behavior.
- Staff Implements appropriate intervention.



If continues:

- Contact parents -Involve Corporal and various staff support services
- No Contact Agreement is established

If still continues:

- Review patterns of behavior, contact both parents
- Involve Corporal and various staff support services

The most important rule of thumb is: If we don't know, we cant help!

Don't be afraid to end bullying, tell an adult anytime you or someone you know is dealing with this situation and you can

CAR TRANSPORTATION

- drop-offs begin at **7:05 am**
- parents pull up to the **front** of the Car Loop for **loading & unloading**
- report DIRECTLY to the Car Loop @ **1:50 PM**
- need permission to stay after school

Know our
Car Loop



WALKERS

- Walkers who need to cross Mentmore Blvd. must cross at the crosswalk by the light.
- If walking west (toward the clubhouse) you must use the walkway that runs in front of the cafeteria and winds around to Mentmore.
- If participating in the after school program at Imagine, please use the sidewalk in front of the school and cross

at the light by the high school.



BIKE RIDERS

- Bike Riders must lock their bikes inside the bike rack. You can also register your bike by downloading the Bike Registration form from our web site.
- State law requires all bike riders under the age of 16 to wear a helmet.
- For your safety, please walk bikes on/off campus - no riding on campus.



YOUR MISSION...

Create personal goals for
academics, attendance &
behavior - IT'LL BE A

GREAT YEAR!

YOUR OPTIONS ARE LIMITLESS...



And only **You** can make it happen! You are a
Raven, and Ravens **Soar to Success!!**