



# Kaimana Academy

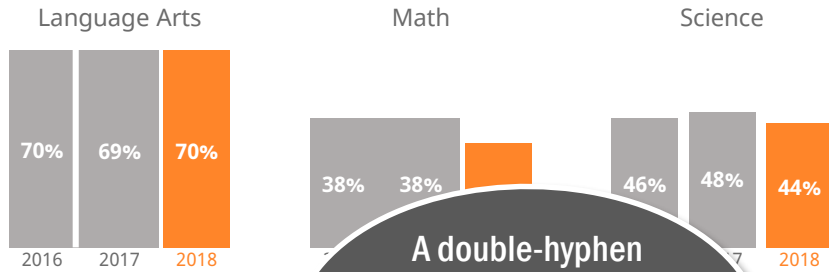
80-808 Aloha Avenue, Kaimana, Hawaii | Oahu | Aloha Schools

**THE STRIVE HI SCHOOL PERFORMANCE REPORT** is an annual snapshot of a school's performance on key indicators. This report shows schools' progress on the Department and Board of Education's Strategic Plan and federally required indicators under the Every Student Succeeds Act. These results help inform action for teachers, principals, community members, and other stakeholders.

For more information on how these data were calculated, see the Strive HI Technical Guide.

## How are students performing in each subject?

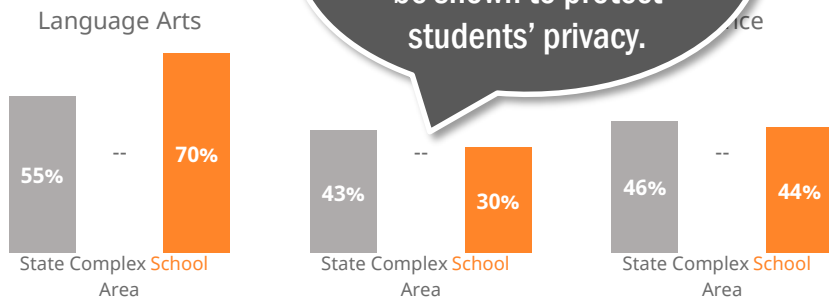
Measures the percent of students meeting the standard/who are proficient on state assessments.



A double-hyphen indicates data are either missing or cannot be shown to protect students' privacy.

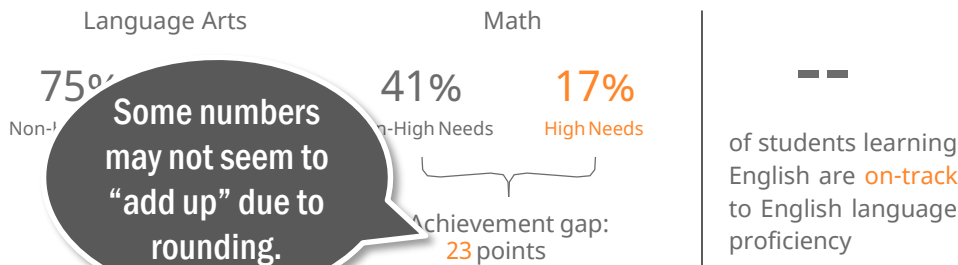
## How are students performing compared to other schools?

Compares the percent of students meeting the standard/who are proficient on state assessments.



## How are student subgroups performing?

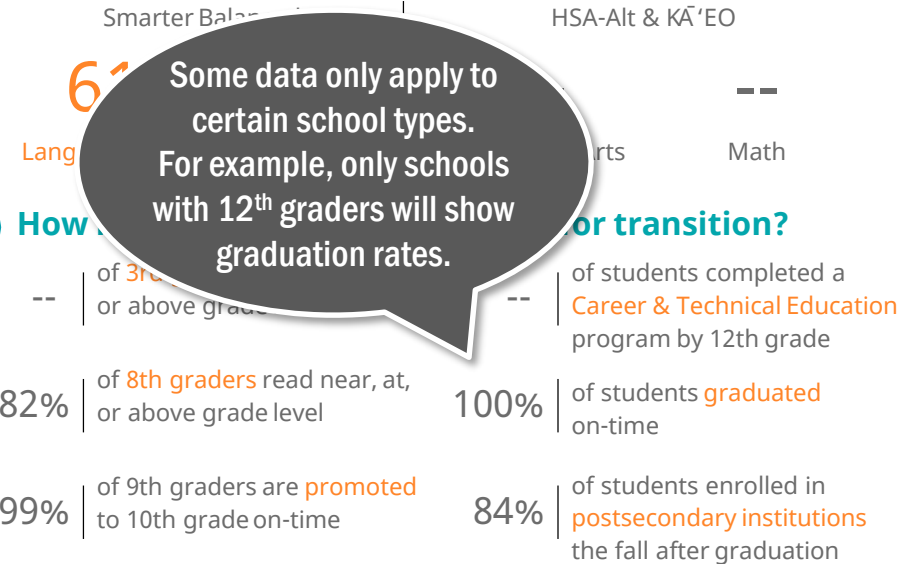
High Needs: English learners, economically disadvantaged, and students receiving Special Education services. Non-High Needs: All other students.



Some numbers may not seem to "add up" due to rounding.

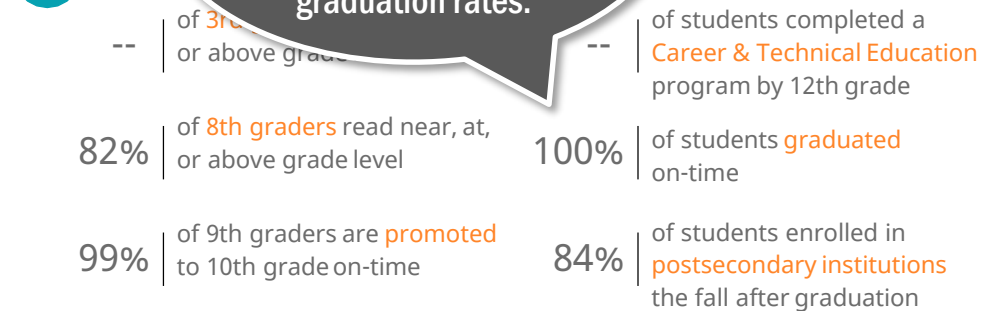
## How are students' academic progress measured?

The Smarter Balanced test shows the relative progress of the average student on state assessments using a Median Growth Percentile (MGP). HSA-Alt & KĀ'EO tests show the percent of students making academic growth each year.



Some data only apply to certain school types. For example, only schools with 12<sup>th</sup> graders will show graduation rates.

## How many students missed 15 or more days of school this year?



## How do students feel about their school?

Measures percent of students reporting positive school climate as measured by the Tripod Student Perception Survey.

