

5TH GRADE



10 DAY CURRICULUM





WHAT IS ART?


DAY 1: I'M AN ARTIST!


Artist Statement


 I AM AN ARTIST! 


THIS IS ME! 


MY NAME IS 


THIS IS MY FAMILY 

THIS IS MY HOUSE 

I AM  YEARS OLD


THIS IS MY FAVORITE FOOD 

MY FAVORITE THING TO DRAW IS... 



MAD BY PINKAPPLEPAINTBRUSH.BLOGSPOT.COM

EQ: What makes you creative?



DAY 2: WHAT IS COLOR?

COLOR THEORY

Color is an element of art.

Everytime I use color, I am creating a color scheme.

← This is a color wheel.

The most common color schemes are listed below.



Primary... { I can make all the other colors by mixing different amounts of primary colors }

Secondary... { I can mix two primary colors to make a secondary color. }

Warm... { Yellow and all the colors with red and orange tones are warm. }

Cool... { Violet and all the colors with blue and green tones are cool. }

Complimentary... { Opposites on the color wheel are complimentary. }

Analogous... { Colors that are close neighbors on the color wheel are analogous. }

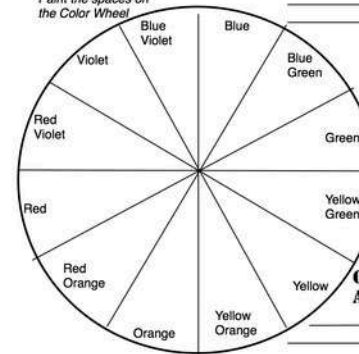
Rainbow... { Using primary and secondary colors placed in order from the color wheel, I can make a rainbow }

Intermediate... is a color term I need to know. It is the color in between the primary and secondary colors on the color wheel.

EQ: What is color?

ELEMENTS OF ART: COLOR

Paint the spaces on the Color Wheel



COLOR IS WHAT? (explain & give an example)

PRIMARY COLORS

--	--	--

TERTIARY COLORS ARE: (give an example)

COMPLEMENTARY COLORS ARE:

ANALOGOUS COLORS ARE:

SECONDARY COLORS

+ = Green

+ = Orange

+ = Violet

WARM COLORS

--	--	--

COOL COLORS

--	--	--

MONOCHROMATIC IS:

Paint example of monochromatic

--

DAY 3: WHAT IS LINE?

EQ: What is Line?

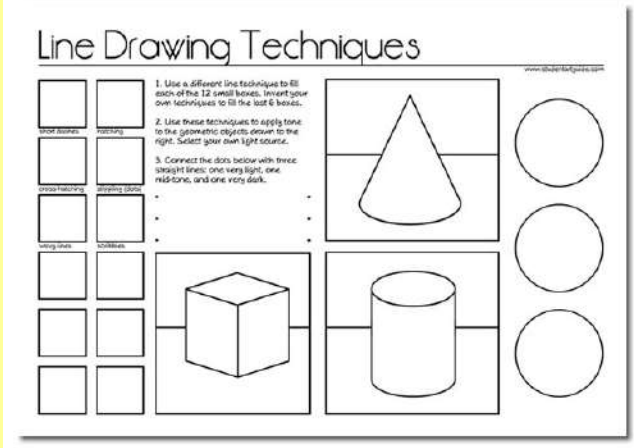
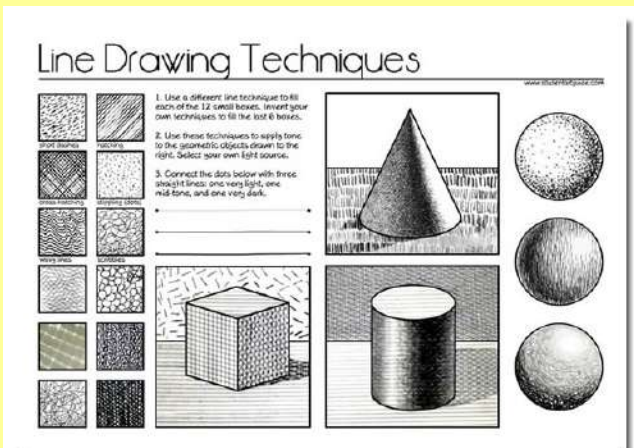
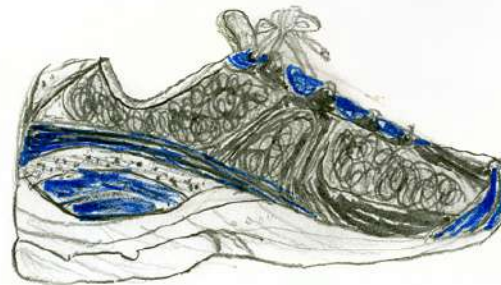

Pen and Ink Techniques

Hatching

Cross-Hatching

Stippling


Draw your Shoe



DAY 4

EQ: What is shape?

Project: Roll-A-Matisse















DAY 5

EQ: What is value?

name _____ block _____

value scales using line

					
lightest (1)	example (cross hatching)				darkest (6)
					
cross hatching					
					
hatching					
					
scribbles / squiggles					
					
zig zags					
					
invent your own technique					
					
combination of 2 or more techniques (from above examples)					

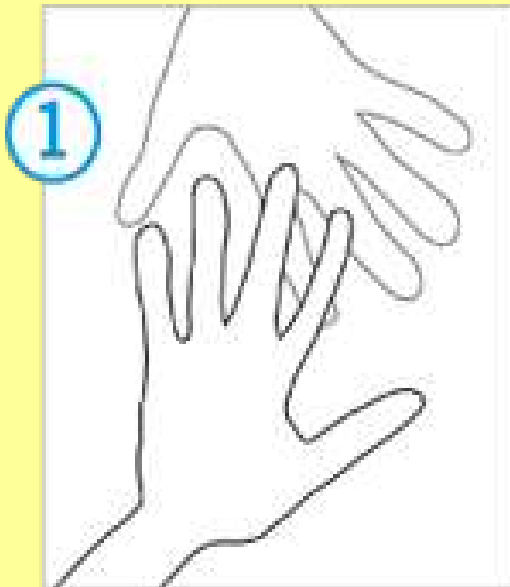
Project: Value Name Design



DAY 6

EQ: What is form?



Project: Henna Hands



DAY 7

EQ: What is space?



Project: Contrast Project



DAY 8

EQ: What is Texture?

Project: Roll-A-Monster



DAY 9

EQ: What are the elements and principles of art?

- Worksheets:
 - “I am an Artist”
 - Color Wheel
 - LEO Warm or Cool?
 - Line
 - Exploring Value

Project: Finish up any incomplete projects and take home.

- Projects:
 - Draw your Shoe/Line
 - Matisse/Shape
 - Name Design/Value
 - Henna Hands/Form
 - Contrast/Space
 - Monster/Texture

DAY 10

EQ: How can we make color yummy?

Project: Cookie Color Wheel




FUN STUFF

For extra days or times when you
need it...lol!

SHIRT DESIGN

EQ: How can we create art like a graphic designer?




Project: Shirt Design

- 1. Take your time and explore your concept.**
- 2. Imagine the design on a shirt.**
- 3. Detail is king but keep things simple.**
- 4. Consider your market.**
- 5. Keep your humor subtle.**
- 6. All about color!**
- 7. Prepare your artwork properly.**

DESIGN A PUZZLE

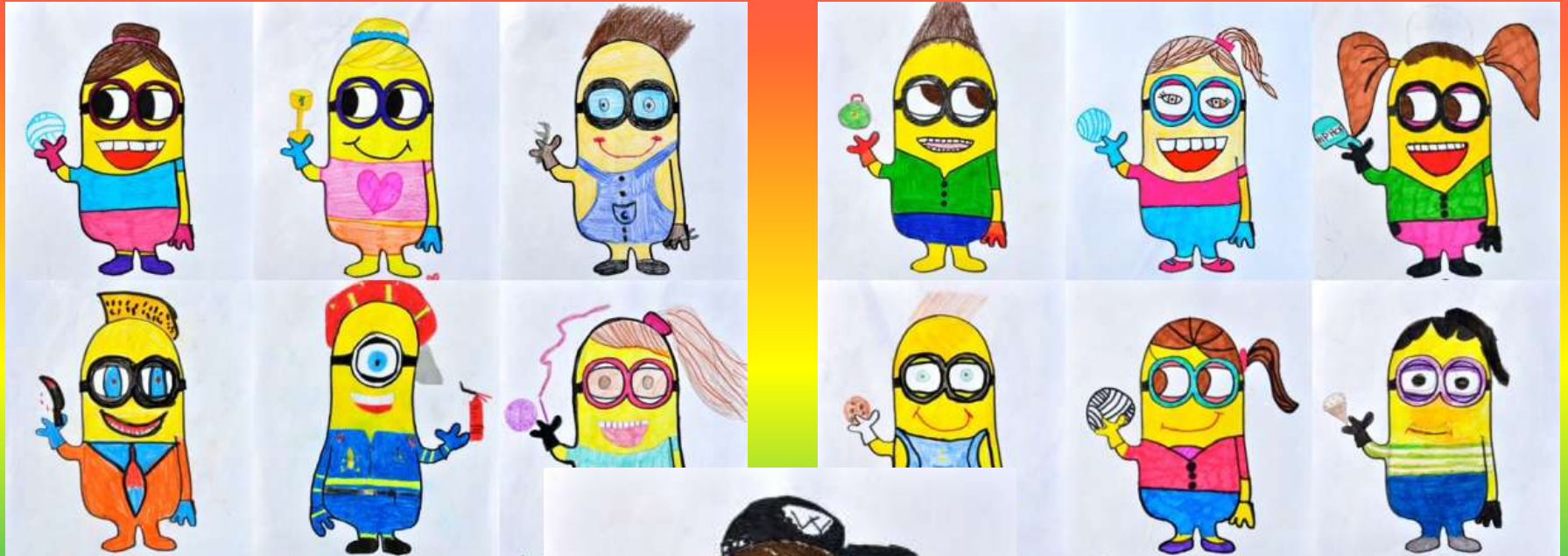
Draw a Puzzle Design



Directions

- Draw a puzzle design using pencil.
- Then color the puzzle pieces
- Then cut them out along the dotted lines to create your own game.

MAKE A MINION



PUZZLE MURAL



EQ: How can we create a mural group project?

Project: Puzzle Mural



DESIGN A PUZZLE PIECE

Design you puzzle piece.



Materials:

- Markers
 - Colored Pencils
 - Crayons
 - Collage
 - Oil Pastels
 - Pencil
-
- After everyone is complete we will put them together on the bulletin board.

ROLL-A-LEGO PERSON

Samples



Game Piece and Dice

Lego Person				
	1st Roll	2nd Roll	3rd Roll	4th Roll
	Eyes	Eyebrows	Mouth	Body Design

www.RachelDillon.com

Don't forget a fun background!