

Effective Endings: Imagine–This

Grade 5

Conclusions or Endings

- ▶ We are going to work on writing the conclusion or ending of a piece of informational/explanatory writing.
- ▶ When working on our conclusions, we want to:
 - provide a concluding statement or section related to the information or explanation presented.
 - provide a sense of closure.
 - leave the reader feeling satisfied.



Getting Started

- ▶ One way to end an informational article or essay is by writing an **Imagine–This** ending.
- ▶ It is called an **Imagine–This** ending because you are creating a short scene related to the topic you wrote or read about, and are asking your readers to imagine that scene with you.
- ▶ To show you what I mean, we are going to read an informational article together.
- ▶ Notice the overall main idea, key facts, and concrete details.




Great White Sharks

The great white shark, also known as the great white, white pointer, white shark, or white death, became well known after it appeared in the 1975 movie "Jaws". That movie made it the most feared shark in the world.

Great white sharks, called great whites, live in warm coastal waters and offshore in many places around the world. In the United States, they can be found in the waters off Alaska and California and all along the east coast, the Gulf coast, and most certainly Hawaii. Some great whites have been as big as 20 feet long and weighed more than 7,000 pounds. Most males, however, will be around 13 feet long and the females just over 16 feet long. Great white pups, can be as long as 5 feet when they are born!

A great white often gives birth up to a dozen offspring at one time. When a great white shark is born, it immediately swims away from its mother. These pups are on their own right from the start. It's not unusual for their mother to think of them as dangerous prey.



Great white sharks like to eat just about anything they can sink their teeth into. For example, they eat porpoises, seals, sea turtles, birds, tuna, and even other sharks. These enormous predators are able to dive to a depth of 4,000 feet, so no marine life is safe from this hunter's jaws. The only predator the great white has to worry about is a large, toothed whale called an Orca.

Sharks like to trick and surprise their prey. When they see a seal at the surface of the water, they sometimes hide right underneath it. Then they swim upward with great speed and burst straight out of the water. This swimming move is called a breach. Before you know it, that seal is locked inside the shark's jaws.

These massive predators don't chew their food. Instead, they rip off chunks of meat and then, with one big gulp, they swallow them whole. It's not unusual for a great white shark to go a month or two before eating another meal.



Notice...

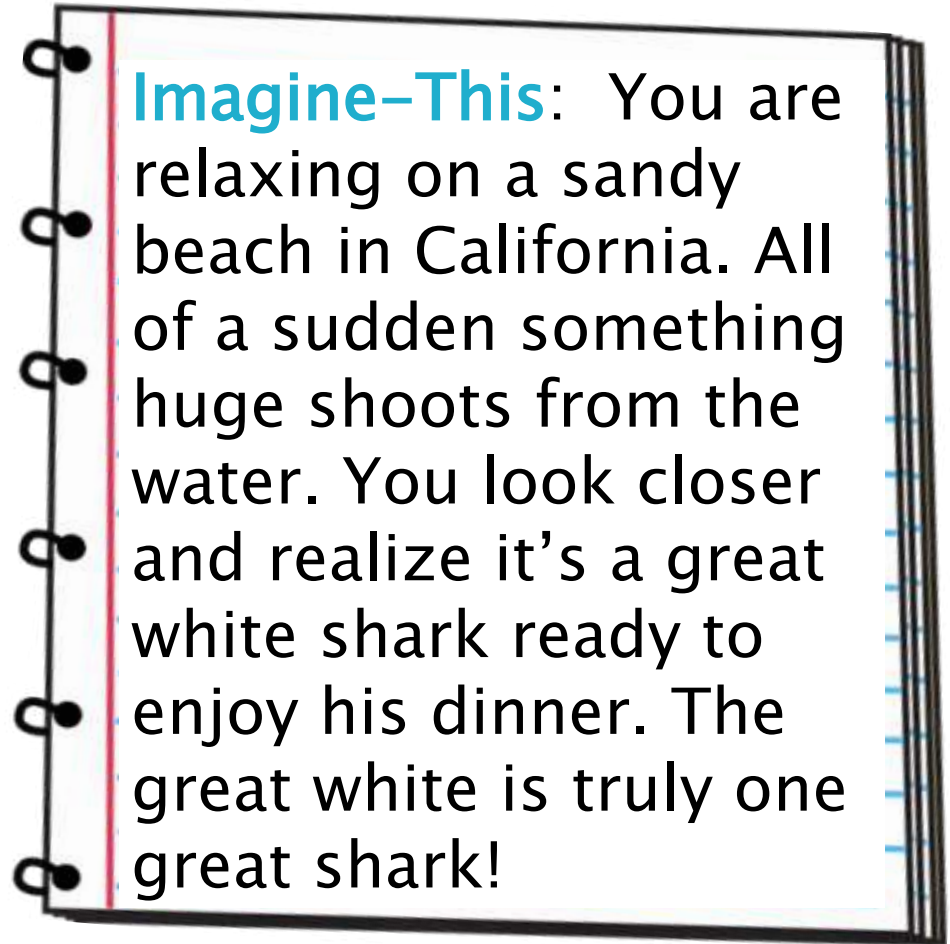
Now...I am going to list the overall main idea, key facts, and concrete details.

- The Great White Shark is the most feared shark in the world.
- They live in warm coastal waters and offshore in many places around the world.
- They can be very large.
- When a great white shark is born, it immediately swims away from its mother.
- They eat other sharks, porpoises, seals, sea turtles, birds, and tuna.
- Their only predator is an Orca.
- Surprise their prey: they swim upward with great speed and burst straight out of the water.

Using My Notes to Write an **Imagine-This** Ending

NOTES


- The Great White Shark is the most feared shark in the world.
- They live in warm coastal waters and offshore in many places around the world.
- They can be very large.
- When a great white shark is born, it immediately swims away from its mother.
- They eat other sharks, porpoises, seals, sea turtles, birds, and tuna.
- Their only predator is an Orca.
- Surprise their prey: they swim upward with great speed and burst straight out of the water.



Did you notice how I used my notes to create a scene related to the main idea, facts, and details!


Let's Review...

Write an **Imagine-This** Ending

1. Reread your beginning paragraph and identify the main idea of the entire article or essay.
 2. Then, list the key facts and concrete details you included in the essay.
 3. Now imagine a short scene that features some facts and details about your topic.
 4. Now write that scene in one or more sentences. End it with an overall thought or observation about your topic.
- 

Your Turn to Try

You are going to do what I just did.

- ▶ Reread your beginning paragraph and identify the main idea of the entire essay.
 - ▶ List the key facts and concrete details included in the essay.
 - ▶ Next, imagine a short scene that features some facts and details about the topic.
 - ▶ Then write that scene in one or more sentences. End it with an overall thought or observation about your topic.
- 

On Your Own

- ▶ After you finish your conclusion or ending, return to a completed piece of informational writing.
- ▶ Then look back over your essay identifying the main idea of the entire essay, key facts, and concrete details you included in the essay.
- ▶ Use that information to create a scene for your **Imagine-This** ending.

