

4th Grade Chapter 9

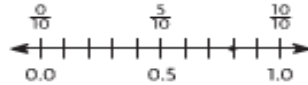
“Relate Fractions and Decimals” Reteach Lessons 9.1-9.7

Name _____

Lesson 9.1
Reteach

Relate Tenths and Decimals

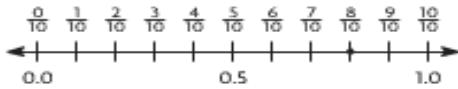
Write the fraction and the decimal that are shown by the point on the number line.



Step 1 Count the number of equal parts of the whole shown on the number line. There are ten equal parts.

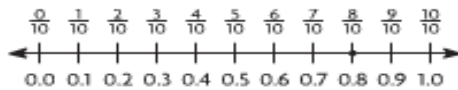
This tells you that the number line shows tenths.

Step 2 Label the number line with the missing fractions. What fraction is shown by the point on the number line?



The fraction shown by the point on the number line is $\frac{8}{10}$.

Step 3 Label the number line with the missing decimals. What decimal is shown by the point on the number line?



The decimal shown by the point on the number line is 0.8.

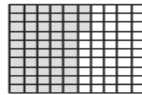
So, the fraction and decimal shown by the point on the number line are $\frac{8}{10}$ and 0.8.

Name _____

Lesson 9.2
Reteach

Relate Hundredths and Decimals

Write the fraction or mixed number and the decimal shown by the model.



Step 1 Count the number of shaded squares in the model and the total number of squares in the whole model.

Number of shaded squares: 53
Total number of squares: 100

Step 2 Write a fraction to represent the part of the model that is shaded.

Number of Shaded Squares = 53
Total Number of Squares = 100
The fraction shown by the model is $\frac{53}{100}$.

Step 3 Write the fraction in decimal form.

Think: The fraction shown by the model is $\frac{53}{100}$.
0.53 names the same amount as $\frac{53}{100}$.
The decimal shown by the model is 0.53.

The fraction and decimal shown by the model are $\frac{53}{100}$ and 0.53.

Name _____

Lesson 9.3
Reteach

Equivalent Fractions and Decimals

Lori ran $\frac{20}{100}$ mile. How many tenths of a mile did she run?

Write $\frac{20}{100}$ as an equivalent fraction with a denominator of 10.

Step 1 Think: 10 is a common factor of the numerator and the denominator.

Step 2 Divide the numerator and denominator by 10.

$$\frac{20}{100} = \frac{20 \div 10}{100 \div 10} = \frac{2}{10}$$

So, Lori ran $\frac{2}{10}$ mile.

Use a place-value chart.

Step 1 Write $\frac{20}{100}$ as an equivalent decimal.

Ones	.	Tenths	Hundredths
0	.	2	0

Step 2 Think: 20 hundredths is 2 tenths 0 hundredths.

Ones	.	Tenths
0	.	2

So, Lori ran 0.2 mile.

Name _____

Lesson 9.4
Reteach

Relate Fractions, Decimals, and Money

Write the total money amount. Then write the amount as a fraction and as a decimal in terms of a dollar.



Step 1 Count the value of coins from greatest to least.
Write the total money amount.



Step 2 Write the total money amount as a fraction of a dollar.

The total money amount is \$0.50, which is the same as 50 cents.

Think: There are 100 cents in a dollar.

So, the total amount written as a fraction of a dollar is:

$$\frac{50 \text{ cents}}{100 \text{ cents}} = \frac{50}{100}$$

Step 3 Write the total money amount as a decimal.

Think: I can write \$0.50 as 0.50.

The total money amount is $\frac{50}{100}$ written as a fraction of a dollar, and 0.50 written as a decimal.




Name _____

Lesson 9.5
Reteach

Problem Solving • Money

Use the strategy *act it out* to solve the problem.

Jessica, Brian, and Grace earned \$7.50. They want to share the money equally. How much will each person get?

Read the Problem	Solve the Problem
<p>What do I need to find?</p> <p>I need to find the <u>amount of money each person should get</u>.</p>	<p>• Show the total amount, <u>\$7.50</u>, using <u>7</u> one-dollar bills and <u>2</u> quarters.</p> 
<p>What information do I need to use?</p> <p>I need to use the total amount, <u>\$7.50</u>, and divide it by <u>3</u>, the number of people sharing the money equally.</p>	<p>• Share the one-dollar bills equally.</p>  <p>There is <u>1</u> one-dollar bill left.</p>
<p>How will I use the information?</p> <p>I will use <u>dollar bills and coins</u> to model the total amount and <u>act out the problem</u>.</p>	<p>• Change the dollar bill that is left for <u>4</u> quarters. Now there are <u>6</u> quarters.</p> <p>• Share the quarters equally.</p>  <p>So, each person gets <u>2</u> one-dollar bills and <u>2</u> quarters, or <u>\$2.50</u>.</p>

Name _____

Lesson 9.6
Reteach

Add Fractional Parts of 10 and 100

<p>Sam uses 100 glass beads for a project. Of the beads, $\frac{35}{100}$ are gold and $\frac{4}{10}$ are silver. What fraction of the glass beads are gold or silver?</p> <p>Add $\frac{35}{100}$ and $\frac{4}{10}$.</p> <p>Step 1 Decide on a common denominator. Use <u>100</u>.</p> <p>Step 2 Write $\frac{4}{10}$ as an equivalent fraction with a denominator of 100.</p> $\frac{4}{10} = \frac{4 \times 10}{10 \times 10} = \frac{40}{100}$ <p>Step 3 Add $\frac{35}{100}$ and $\frac{40}{100}$.</p> $\begin{array}{r} 35 \\ 100 + 40 = 75 \\ 100 \end{array}$ <p>So, <u>$\frac{75}{100}$</u> of the glass beads are gold or silver.</p>	<p>← Add the numerators. ← Use 100 as the denominator.</p>
<p>Add \$0.26 and \$0.59.</p> <p>Step 1 Write each amount as a fraction of a dollar.</p> <p>$\\$0.26 = \frac{26}{100}$ of a dollar $\\$0.59 = \frac{59}{100}$ of a dollar</p> <p>Step 2 Add $\frac{26}{100}$ and $\frac{59}{100}$.</p> $\begin{array}{r} 26 \\ 100 + 59 = 85 \\ 100 \end{array}$ <p>Step 3 Write the sum as a decimal.</p> $\frac{85}{100} = 0.85$ <p>So, $\\$0.26 + \\$0.59 = \underline{\\$0.85}$.</p>	<p>← Add the numerators. ← 100 is the common denominator.</p>

Name _____

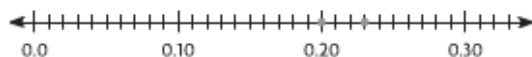
Lesson 9.7
Reteach

Compare Decimals

Alfie found 0.2 of a dollar and Gemma found 0.23 of a dollar.
Which friend found more money?

To compare decimals, you can use a number line.

Step 1 Locate each decimal on a number line.



Step 2 The number farther to the right is greater.

$0.23 > 0.2$, so Gemma found more money.

To compare decimals, you can compare equal-size parts.

Step 1 Write 0.2 as a decimal in hundredths.

0.2 is 2 tenths, which is equivalent to 20 hundredths.

$$0.2 = \underline{0.20}$$

Step 2 Compare.

23 hundredths is greater than 20 hundredths,
so $0.23 > 0.2$.

So, Gemma found more money.