

# Friends

Cloverleaf Curriculum for Georgia 4-H'ers



## Finding Your Way to 4-H Project Achievement

Name \_\_\_\_\_

Grade \_\_\_\_\_ Teacher \_\_\_\_\_

School \_\_\_\_\_



# CONTENTS:

Getting Started With Your Presentation . . . . .	3
Pick Your Project . . . . .	4-5
Arch's Build a Speech Activity . . . . .	6
Putting it All Together . . . . .	7
Your 4-H Presentation . . . . .	8

## Are you a little puzzled about this CPA & DPA thing?

Are you a little clueless about this presentation and all the things you might do? CPA, DPA, and all the others are great opportunities and lots of fun. So quit putting it off because you're not sure what to do and let me, Arch the Dawg, be your guide. I'll help you put the pieces together. If you dig into this edition with me, you'll find 4-H Project Achievement just isn't that hard after all!! Come along and be a Top Dawg with me!

**Georgia 4-H** is a partner in public education and strives to incorporate Common Core Georgia Performance Standards in the educational materials produced for in-school use. The following Common Core Georgia Performance Standards are correlated to the educational learning experience of 4-H Project Achievement.

**ELAGSE5RI1:** Quote accurately from a text when explaining what the text says explicitly and when drawing inferences from the text.

**ELAGSE5RI4:** Determine the meaning of general academic and domain-specific words and phrases in a text relevant to a grade 5 topic or subject area (sub topics a-d addressed in 4-H Project Achievement).

**ELAGSE5W1:** Write opinion pieces on topics or texts, supporting a point of view with reasons (sub topics a-d addressed in 4-H Project Achievement).

**ELAGSE5W2:** Write informative/explanatory texts to examine a topic and convey ideas and information clearly (sub topics a-d addressed in 4-H Project Achievement).

**ELAGSE6W1:** Write arguments to support claims with clear reasons and relevant evidence (sub topics a-d addressed in 4-H Project Achievement).

**ELAGSE6W2:** Write informative/explanatory texts to examine a topic and convey ideas, concepts, and information through the selection, organization, and analysis of relevant content (sub topics a-d addressed in 4-H Project Achievement).

**ELAGSE5SL4:** Report on a topic or text or present an opinion, sequencing ideas logically and using appropriate facts and relevant, descriptive details to support main ideas or themes; speak clearly at an understandable pace.

**ELAGSE6SL4:** Present claims and findings, sequencing ideas logically and using pertinent descriptions, facts, and details to accentuate main ideas or themes; use appropriate eye contact, adequate volume, and clear pronunciation.



**Think Green!** Not just 4-H Green...but let's help do our part to recycle and reuse. Save this book, reread it or pass it along to a friend. If it's too worn, please recycle it.





# 4-H Presentations

A 4-H presentation is a great way to teach someone something you have learned. It's "showing how" while "telling how." You can actually make or do something (step-by-step) and have a finished product to show at the end, or you can just "tell how" by talking and showing visuals like charts, graphs, drawings, models, photographs, or cut-outs.

By doing a 4-H presentation, you will learn to research a project, organize your ideas in a logical order, and develop skills of expressing yourself to others. All of the 4-H Projects also match the Georgia Career Clusters and not only help you learn about a topic but may also help you as you think about your future.

You will enjoy going to DPA: you will meet other 4-H'ers, experience getting in front of others to share what you have learned, and feel great just knowing you participated.

## 4-H Staff and Volunteers

Your county volunteer leaders, 4-H Agents, and older 4-H club members may be available to offer some help with your project — they may be experts in your project area, have similar interests in your project, or may be able to listen to your speech while you practice. Call your 4-H office and ask for help if you need it. Don't forget to ask when CPA may be, too. CPA can be your first chance to let a judge see your presentation.

## Select a Project

Every 4-H'er who participates in 4-H Project Achievement must select a project, then decide on a specific topic for a presentation.



## Georgia Career Clusters and 5th and 6th Grade Project Areas

### **Business Management & Administration**

Time & Money Management  
Workforce Preparation & Career Development

### **Education Training**

History  
Human Development

### **Hospitality & Tourism**

General Recreation

### **Science, Engineering, Technology & Mathematics**

General Science  
Geology  
Herpetology

### **Health Science**

Health  
Sports  
Food for Health & Sport  
Food for Fitness

### **Human Services**

International

### **Arts, AV/Technology & Communication**

Arts  
Clothing & Textiles  
Interior Design  
Communication  
Computer Information Technology  
Crafts  
Creative Stitchery  
Performing Arts General  
Performing Arts Instrumental  
Performing Arts Vocal  
Photography  
Public Speaking

### **Agriculture, Food & Natural Resources**

Agricultural Awareness  
Archaeology  
Beef  
Between Meals  
Cat Care  
Companion Animal Science  
Dairy & Milk Science  
Dairy Foods  
Dog Care and Training  
Entomology  
Environmental Science  
Flowers, Shrubs & Lawns  
Food Fare  
Food Safety & Preservation  
Forest Resources & Wood Science

### **Architecture & Construction**

Housing, Equipment, & Environment  
Science of Engineering & Mechanics

### **Transportation, Distribution & Logistics**

Bicycle

### **Law, Public Safety, Corrections & Security**

Safety

### **Fresh Water Fish & Shellfish**



Fruits, Vegetables, & Nuts  
Horse

### **Marine & Coastal Ecology**

Outdoor Recreation  
Outdoor Survival Skills  
Paleontology  
Plants, Soils & Fertilizers  
Pork Production  
Poultry & Egg Science  
Rabbits  
Sheep & Milk Goats  
Target Sports  
Veterinary Science  
Wildlife



# Picking Your Project



Some projects at CPA and DPA require special presentations and instead of speaking a 4-H'er may create something or perform and then talk with the

judge. BETWEEN MEAL SNACKS, CREATIVE STITCHERY, PUBLIC SPEAKING, FOOD FARE, and PERFORMING ARTS are projects with special requirements other than a speech.

**See your 4-H Agent or volunteer leader for guidelines.**

**Have you ever wondered why finding a project is such a hard decision?** It's because there are so many from which to choose. You should pick a project that interests you since you will be preparing a presentation in your project.

► If you are unsure of your project, here's an easy game, **PICK A PROJECT!** Read through the list and circle the letters at the beginning of those you like best. You can circle as many as you like.

A I like to ride horses  
B I like to build  
C I like to learn new games  
D I like house plants  
B I like things that move  
F I like to experiment in the kitchen  
H I like to study pollution  
D I like to work in the yard  
E I like to give speeches  
A I live on a farm  
B I like the computer  
A I like agriculture  
B I like engines and motors  
E I like to play an instrument  
G I like to shop  
H I like to recycle  
A I like animals  
C I like to collect things  
E I like buildings and houses  
B I like to make things  
F I like to cook  
A I like to teach my dog tricks  
C I like sports  
A I like to raise farm animals

C I like the outdoors  
D I like gardens  
F I like to plan meals  
G I like to babysit  
C I like to dance  
G I like to wear nice clothes  
D I like to dig in the dirt  
C I like to camp  
E I like to take pictures  
F I like to eat  
G I like to help people  
H I like the water and oceans  
D I like the forests  
E I like to talk  
D I like animals in the woods  
B I like to ride bikes  
H I like to take care of the earth  
F I like to grocery shop  
E I like to learn about people  
G I like to decorate my room  
H I like to conserve energy  
F I like to learn about nutrition  
G I like to sew  
H I like to fish





You will probably circle one or two letters more times than you circle any of the other letters. On this page we have listed all of the different project areas, grouped together by things you like to do. Find the group with the same letter as the letter you circled the most times. Read about that project group. This will give you an idea to begin. Some projects are listed under several groups because they have characteristics of many.

**Add Up Your Totals for Each Letter!** Then, **check out the groupings** listed below. Find the letter with the highest total and **looks like you're closer to Finding Your Project!**



In this group of projects are **animals on the farm and at home**. Your presentation may be about caring for the animal, selecting the animal or what you need to raise the animal. Your project suggestions are **Dairy & Milk Science, Beef, Poultry & Egg Science, Pork Production, Dog Care & Training, Companion Animals, Science, Cat Care, Vet Science, Horse, Rabbits, Ag Awareness, or Sheep & Meat Goats**.



These projects are for those who **work with their hands** or like to **build and repair** things. Your presentation could be about building or making an item or fixing something. Your project suggestions are **Art, Crafts, Bicycle, Science of Engineering & Mechanics, Computer Information Technology, or Workforce Preparation**.



Everyone likes to **have fun and relax**. These projects are about your hobbies and activities. Your presentation could cover playing a sport or participating in your hobby or performing for a group. It's outdoors and free time activities. Your project suggestions are **Art, Crafts, Sports, Outdoor Recreation, General Recreation, Performing Arts Instrumental, Performing Arts General, Performing Arts Vocal, Outdoor Survival Skills, Air Science, or Target Sports**.



**Nature fascinates everyone**. These projects explore the outdoors. Your presentation may be about how things grow, a type of animal or insect or how to change your garden. Your project suggestions are **Ag Awareness, Entomology, Flowers, Shrubs & Lawns, Forest Resources & Wood Science, Fruits, Vegetables & Nuts, Fresh Water Fish & Shellfish, Wildlife, Plants, Soils & Fertilizers, Geology, or Herpetology**.



**Communicating and sharing** with others can be lots of fun. If you like to "show off" what you know or look at the history of people and their lives, these projects may be for you. Your presentation may be a speech about what you like, how to take pictures or how buildings are drawn. Your project suggestions are **International, Performing Arts Instrumental, Performing Arts General, Archaeology, Communications, Paleontology, Photography, Public Speaking, Performing Arts Vocal, or History**.



**Food can be lots of fun**. Your presentation would include tips on making a dish or a specific food. It might also be about an appliance or what is needed to cook. Project suggestions are **Between Meal Snacks, Food for Fitness, Dairy Foods, Food Fare, Food for the Family, Food for Health & Sport, Food Safety & Preservation, Housing, or Equipment & Environment**.



The **home** is an important part of your life. These projects are all about home and the people with you. Your presentation may be about selecting items for you or your home or how to live a happier life. Your project suggestions are **Human Development, Safety, Housing, Equipment & Environment, Time & Money Management, Clothing & Textiles, Interior Design, Health & History, or Creativity Stitchery**.



**Preserving the earth and our environment** is very interesting. These projects are all about conservation. Your presentation would be about how we can conserve. Your project suggestions are **Marine & Coastal Ecology, Environmental Science, or General Science**.





# Arch's Build a Speech Activity:

Now that you've picked your project, you are ready to put together your presentation. Arch the Dawg loves a good burger with lots of extras added, so follow his recipe to build your speech. Whether your presentation is for Cloverleaf Project Achievement or District Project Achievement or for a school project, this is all you need!

## INTRODUCTION

**Gets the audiences' attention** (give a quote, surprising fact, ask a question, relate a personal experience, exclamatory, etc.) **Make sure the audience knows what the speech is about!**

## Descriptive Words

Descriptive words give a speech that little "extra" flavor that is needed to make the speech appealing. Just like "extras" added to Arch's burger!

## BODY

Where you get into the "meat" or the **most important part of your speech**. Try to list **3-5 main points** you want to make about the topic. Without the meat you don't have a hamburger. **Without the body, you don't have a speech!**

## Visual Theme

Visual Aids help to give the audience a visual cue to better understand your speech and keeps their attention!

## Expression

Expression in your speech encourages your audience to listen!

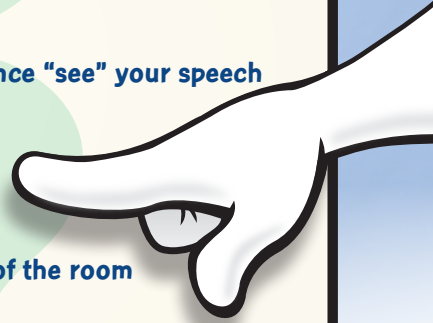
## CONCLUSION

**A speech would be left hanging without the conclusion.** Review the main points, tell the audience what action you want them to take, and relate back to the introduction.



### Acknowledgements:

Teaching 4-H Demonstrations and  
Talks from Georgia 4-H English Language Arts Curriculum



Your Presentation isn't just what you say, **it's how say it, how you illustrate it and how you present yourself**. In addition to learning your presentation, you'll want to create visuals that help the audience picture what you are talking about. Visuals may be things you hold or show or you may create posters to illustrate your ideas. If the audience sees it, the audience will believe and remember!

Creating posters are more than just pretty boards, you'll want to plan your visuals just like you've planned your presentation.

### **Keep in mind these visual tips from the Top Dawg:**

- ◆ Plan your posters or visuals when you write your presentation
- ◆ Think about what you'll show or what you'll do to help your audience "see" your speech
- ◆ Plan your posters on scrap paper first
- ◆ Use only one or two colors to attract attention
- ◆ A theme can be a fun way to illustrate your point
- ◆ Make your words and pictures large enough to see from the back of the room
- ◆ Pick 10 strong words instead of 20 weak words
- ◆ Have key words stand out

Along with your visuals, **YOU** are part of the presentation. Begin with a smile and present yourself with enthusiasm and confidence. And don't forget to think about what you're going to wear. Your outfit can add to your presentation. If you are talking about horseback riding, wear what you would wear to ride horses. For most presentations, nicer school clothes such as slacks or skirts are appropriate too. Just put your best foot forward.

Practice does make perfect... practice your speech so that you are confident in your presentation. Remember no chewing gum and to **speak up, loud and proud!**

### **4-H Project Achievement is judged on:**

**Appearance**

**Visuals**

**Delivery**

**Orderly Progress**

**Research-Based Information**

**Knowledge of Subject**

**Time Limit**







# Your 4-H Presentation

You've gotten all the pieces together and it's time for your Top Dawg presentation, so try your outline here. An outline is simply a place to generate ideas for your presentation. The space below is small because an outline is a brief overview of your presentation. You will need to grab some notebook paper, a composition book or even a computer to transfer your small ideas into bigger ones for your presentation!

## MY PRESENTATION TITLE: \_\_\_\_\_

**What' I'll Say**

**What I'll do**

**INTRODUCTION—Tell Them What You Are Going To Tell Them**

**BODY—Tell Them The Facts**

**CONCLUSION—Tell Them What You Told Them**

Throughout your 4-H years, you will have many opportunities to give presentations and compete in county, district, state and national levels. By beginning now, you will gain life-long skills and confidence that will help you in school, college, job interviews and in your career. 4-H Project Achievement may even help you decide what you want to do in your future. Have fun with your project and all 4-H has to offer!

## SPOTLIGHT ON CAREERS

As you reflect on your project and presentation, circle the Career Cluster or Clusters that could be associated with your project:

Agriculture, Food, Natural Resources	Law, Public Safety, Corrections and Security	Transportation, Distributions and Logistics	Arts, AV/Technology and Communications	Education and Training	Health Science
Energy	Hospitality and Tourism	Human Services	Architecture and Construction	Business Management and Administration	
Manufacturing	Science, Technology, Engineering and Mathematics	Finance	Government and Public Administration	Information Technology	Marketing

Compiled and Written by: **Jenny W. Jordan**, State 4-H Extension Faculty

Contributing Writers: **Kathy Baldwin**, Southeast 4-H Program Development Coordinator; **Lauren Boykin**, Screven County 4-H Agent;

**Angie Daughtry**, Candler County 4-H Agent; **Lee Anna Deal**, Bulloch County 4-H Agent; **Jennifer T. Miller**, Montgomery County ANR Agent;

**Stephanie Myers**, Evans County 4-H Agent; **Abby Smith**, Effingham County 4-H Agent; **Rachel Stewart**, Tattnall County Family and Consumer Sciences Agent

Reviewed by: **Mandy B. Marable**, State 4-H Extension Faculty

Design and Layout by: **Sam Pittard**, UGA Printing

**Laura Perry Johnson**  
Associate Dean for Extension

**Arch D. Smith**  
State 4-H Leader/Director of 4-H

**J. Scott Angle**, Dean and Director, College of Agricultural and Environmental Sciences



**Departmental Publication 4-H FM-05**

**Printed 2015**

The University of Georgia and Ft. Valley State University, the U. S. Department of Agriculture and counties of the state cooperating. Cooperative Extension, the University of Georgia College of Agricultural and Environmental Sciences offers educational programs, assistance and materials to all people without regard to race, color, national origin, age, gender or disability.

**An Equal Opportunity/Affirmative Action/Veteran/Disability Institution**

**Committed to a Diverse Work Force**