

Third Grade

Chapter 1

Lesson 1.1

Algebra- Number patterns

A **pattern** is an ordered set of numbers or objects. The order helps you predict what will come next.

**Use the addition table to find patterns.**

- Color the row that starts with 1. What pattern do you see?

The numbers increase by 1.

- Color the column that starts with 1. What pattern do you see?

The numbers increase by 1. The numbers

are the same as in the row starting with 1.

- Circle the sum of 4 in the column you colored. Circle the addends for that sum. What two addition sentences can you write for that sum of 4?

$3 + 1 = 4$  and  $1 + 3 = 4$

The addends are the same. The sum is the same.

The **Commutative Property of Addition** states that you can add two or more numbers in any order and get the same sum.

+	0	1	2	3	4
0	0	1	2	3	4
1	1	2	3	4	5
2	2	3	4	5	6
3	3	4	5	6	7
4	4	5	6	7	8

Lesson 1.2

Round to the nearest ten or hundred

When you **round** a number, you find a number that tells you *about* how much or *about* how many.

**Use place value to round 76 to the nearest ten.**

**Step 1** Look at the digit to the right of the tens place.

- If the ones digit is 5 or more, the tens digit increases by one.
- If the ones digit is less than 5, the tens digit stays the same.

**Step 2** Write zero for the ones digit.

76  
↑  
ones place

The digit in the ones place is 6.  
 $6 > 5$   
So, the digit 7 in the tens place increases to 8.

So, 76 rounded to the nearest ten is 80.

**Think:** To round to the nearest hundred, look at the tens digit. So, 128 rounded to the nearest hundred is 100.

128  
↑  
tens place

Lesson 1.3

Estimate sums

An **estimate** is a number close to an exact amount.

You can use **compatible numbers** to estimate.

Compatible numbers are easy to compute mentally and are close to the real numbers.

**Estimate. Use compatible numbers.**

$$73 + 21 = \blacksquare$$

$$\begin{array}{r} 73 \longrightarrow 75 \\ + 21 \longrightarrow + 25 \\ \hline 100 \end{array}$$

So,  $73 + 21$  is about **100**.

Another way to estimate is to round numbers to the same place value.

**Estimate. Round each number to the nearest hundred.**  $214 + 678 = \blacksquare$

**Step 1** Look at the digit to the right of the hundreds place.

- $1 < 5$ , so the digit 2 stays the same.
- $7 > 5$ , so the digit 6 increases by 1 to become 7.

$$\begin{array}{r} 214 \longrightarrow 200 \\ + 678 \longrightarrow + 700 \\ \hline 900 \end{array}$$

**Step 2** Write zeros for the tens and ones places.

So,  $214 + 678$  is about **900**.

Lesson 1.4

Mental math strategies for addition

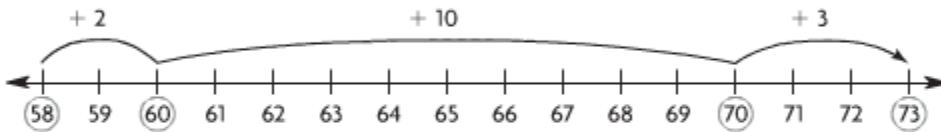
You can count by tens and ones to find a sum.

**Find  $58 + 15$ .**

**Step 1** Count on to the nearest ten. Start at 58. Count to 60.

**Step 2** Count by tens. Start at 60. Count to 70.

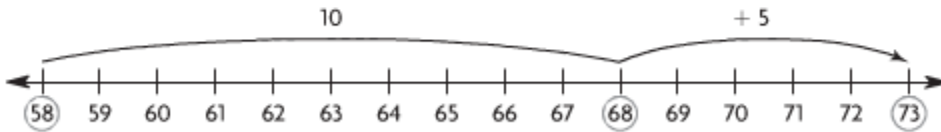
**Step 3** Then count by ones. Start at 70. Count to 73.



**Think:**  $58 + 2 + 10 + 3 = 73$

So,  $58 + 15 = 73$ .

You can also count on by tens first and then by ones.



**Think:**  $58 + 10 + 5 = 73$

So,  $58 + 15 = 73$ .

Lesson 1.5

Algebra-Use properties to add

<p><b>Find <math>3 + 14 + 21</math>.</b></p> <p>The <b>Commutative Property of Addition</b> states that you can add numbers in any order and still get the same sum.</p> <p><b>Step 1</b> Look for numbers that are easy to add. <b>Think:</b> Make doubles. <math>3 + 1 = 4</math> and <math>4 + 4 = 8</math>.</p> <p><b>Step 2</b> Use the Commutative Property to change the order. <math>3 + 14 + 21 = 3 + 21 + 14</math></p> <p><b>Step 3</b> Add. <math>3 + 21 + 14 = 24 + 14</math> <math>24 + 14 = 30 + 8</math></p> <p>So, <math>3 + 14 + 21 = 38</math>.</p>	<p><b>Find <math>7 + (3 + 22)</math>.</b></p> <p>The <b>Associative Property of Addition</b> states that you can group addends in different ways and still get the same sum.</p> <p><b>Step 1</b> Look for numbers that are easy to add. <b>Think:</b> Make a ten. <math>7 + 3 = 10</math></p> <p><b>Step 2</b> Use the Associative Property to change the grouping. <math>7 + (3 + 22) = (7 + 3) + 22</math></p> <p><b>Step 3</b> Add. <math>(7 + 3) + 22 = 10 + 22</math> <math>10 + 22 = 32</math></p> <p>So, <math>7 + (3 + 22) = 32</math>.</p>
--------------------------------------------------------------------------------------------------------------------------------------------------------------------------------------------------------------------------------------------------------------------------------------------------------------------------------------------------------------------------------------------------------------------------------------------------------------------------------------------------------------------------------------------------------------------------------------------	----------------------------------------------------------------------------------------------------------------------------------------------------------------------------------------------------------------------------------------------------------------------------------------------------------------------------------------------------------------------------------------------------------------------------------------------------------------------------------------------------------------------------------------------------------------------

Lesson 1.6

Use the break apart strategy to add

You can use the break apart strategy to add.

**Add.**  $263 + 215$

**Think and Record**

**Step 1** Estimate. Round to the nearest hundred.

$$300 + 200 = 500$$

**Step 2** Start with the hundreds. Break apart the addends. Then add each place value.

$$\begin{array}{r} 263 = 200 + 60 + 3 \\ 215 = 200 + 10 + 5 \\ \hline 400 + 70 + 8 \end{array}$$

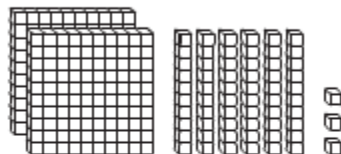
**Step 3** Add the sums.

$$400 + 70 + 8 = 478$$


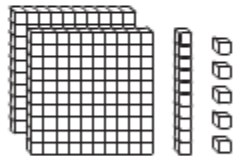
So,  $263 + 215 = 478$ .

**Model**

$$263 = 2 \text{ hundreds} + 6 \text{ tens} + 3 \text{ ones}$$



$$215 = 2 \text{ hundreds} + 1 \text{ ten} + 5 \text{ ones}$$



$$4 \text{ hundreds} + 7 \text{ tens} + 8 \text{ ones} = 478$$

Lesson 1.7

Use place value to add

You can use place value to add 3-digit numbers.

**Add.**  $268 + 195$       **Estimate.**  $300 + 200 = 500$

**Step 1** Add the ones. If there are 10 or more ones, regroup as tens and ones.

$$\begin{array}{r} \phantom{1} \\ 268 \\ + 195 \\ \hline \phantom{1} 3 \end{array}$$

$8 \text{ ones} + 5 \text{ ones} = 13 \text{ ones}$   
 $13 \text{ ones} = 1 \text{ ten } 3 \text{ ones}$

**Step 2** Add the tens. Regroup the tens as hundreds and tens.

$$\begin{array}{r} \phantom{11} \\ 268 \\ + 195 \\ \hline \phantom{11} 63 \end{array}$$

$1 \text{ ten} + 6 \text{ tens} + 9 \text{ tens} = 16 \text{ tens}$   
 $16 \text{ tens} = 1 \text{ hundred } 6 \text{ tens}$

**Step 3** Add the hundreds.

$$\begin{array}{r} \phantom{11} \\ 268 \\ + 195 \\ \hline 463 \end{array}$$

$1 \text{ hundred} + 2 \text{ hundreds} + 1 \text{ hundred} = 4 \text{ hundreds}$

So,  $268 + 195 = 463$ .

## Lesson 1.8

### Estimate differences

You can use what you know about estimating sums to estimate differences.

**Estimate. Use compatible numbers.**

$$78 - 47 = \blacksquare$$

**Think:** Compatible numbers are easy to subtract.

$$\begin{array}{r} 78 \longrightarrow 75 \\ -47 \longrightarrow -50 \\ \hline 25 \end{array}$$

So,  $78 - 47$  is about 25.

Another way to estimate is to round to the same place value.

**Estimate. Round each number to the nearest hundred.**  $687 - 516 = \blacksquare$

**Step 1** Look at the digit to the right of the hundreds place.

- $8 > 5$ , so the digit in the hundreds place increases by 1.

$$687 \longrightarrow 700$$

- $1 < 5$ , so the digit in the hundreds place stays the same.

$$\begin{array}{r} -516 \longrightarrow -500 \\ \hline 200 \end{array}$$

**Step 2** Write zeros for the tens and ones places.

So,  $687 - 516$  is about 200.



Lesson 1.9

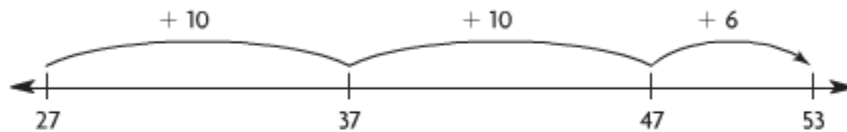
Mental math strategies for subtraction

You can count up on a number line to find a difference.

**Find  $53 - 27$ .**

**Step 1** Count up by tens.  
Start at 27. Count up to 47.

**Step 2** Count up by ones.  
Start at 47. Count up to 53.



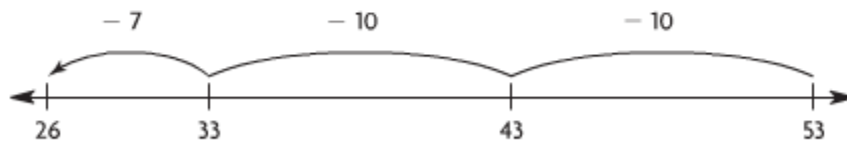
**Think:**  $10 + 10 + 6 = 26$ .

So,  $53 - 27 = 26$ .

You can take away tens and ones to find a difference.

**Step 1** Take away tens.  
Start at 53.

**Step 2** Take away ones.  
Start at 33.



**Think:**  $53 - 10 - 10 - 7 = 26$ .

So,  $53 - 27 = 26$ .

1.10

Use place value to subtract

You can use place value to subtract 3-digit numbers.

**Subtract.**  $352 - 167$      **Estimate.**  $400 - 200 = 200$

**Step 1** Subtract the ones.

$$\begin{array}{r} \phantom{0}4\phantom{0}12 \\ 3\cancel{5}\cancel{2} \\ -167 \\ \hline \phantom{0}5 \\ \phantom{0}\uparrow \end{array}$$

Are there enough ones to subtract 7?  
There are not enough ones.  
Regroup **5** tens **2** ones as **4** tens **12** ones.  
 $12 \text{ ones} - 7 \text{ ones} = 5 \text{ ones}$

**Step 2** Subtract the tens.

$$\begin{array}{r} \phantom{0}14 \\ 2\cancel{4}\cancel{1}2 \\ \cancel{3}\cancel{5}\cancel{2} \\ -167 \\ \hline \phantom{0}85 \end{array}$$

Are there enough tens to subtract 6?  
There are not enough tens.  
Regroup **3** hundreds **4** tens as **2** hundreds **14** tens.  
 $14 \text{ tens} - 6 \text{ tens} = 8 \text{ tens}$

**Step 3** Subtract the hundreds.

$$\begin{array}{r} \phantom{0}14 \\ 2\cancel{4}\cancel{1}2 \\ \cancel{3}\cancel{5}\cancel{2} \\ -167 \\ \hline \phantom{0}185 \end{array}$$

$2 \text{ hundreds} - 1 \text{ hundred} = 1 \text{ hundred}$

So,  $352 - 167 = 185$ .

## 1.11

## Combine place values to subtract

You can combine place values to subtract. Think of two digits next to each other as one number.

**Subtract.**  $354 - 248$

**Estimate.**  $350 - 250 = 100$

**Step 1** Look at the digits in the ones place.

**Think:**  $8 > 4$ , so combine place values.

$$\begin{array}{r} 354 \\ - 248 \\ \hline \end{array}$$

**Step 2** Combine the tens and ones places.

**Think:** There are 54 ones and 48 ones.

Subtract the ones. Write 0 for the tens.

$$\begin{array}{r} 354 \\ - 248 \\ \hline 06 \end{array}$$

**Step 3** Subtract the hundreds.

$$\begin{array}{r} 354 \\ - 248 \\ \hline 106 \end{array}$$

So,  $354 - 248 = 106$ .

**Remember:** You can also combine hundreds and tens to subtract.

1.12

Problem solving—Model addition and subtraction

Kim sold 127 tickets to the school play. Jon sold 89 tickets.  
How many more tickets did Kim sell than Jon?

Read the Problem	Solve the Problem				
<p><b>What do I need to find?</b></p> <p>I need to find <u>how many more</u> <u>tickets Kim sold than Jon</u></p> <p>_____</p>	<p>Complete the bar model.</p> <p>Kim <table border="1" data-bbox="768 548 1037 611"><tr><td><u>127</u> tickets</td></tr></table></p> <p>Jon <table border="1" data-bbox="768 621 1040 684"><tr><td><u>89</u> tickets</td><td><u>    </u></td></tr></table> <table border="1" data-bbox="959 684 1040 726"><tr><td> </td></tr></table> tickets</p>	<u>127</u> tickets	<u>89</u> tickets	<u>    </u>	
<u>127</u> tickets					
<u>89</u> tickets	<u>    </u>				
<p><b>What information do I need to use?</b></p> <p>I know that Kim sold <u>127</u> tickets and Jon sold <u>89</u> tickets.</p>	<p>Subtract to find the unknown part.</p> $\underline{127} - \underline{89} = \underline{38}$ <p>■ = 38 tickets</p>				
<p><b>How will I use the information?</b></p> <p>I will draw a bar model to help me see what operation to use to solve the problem.</p>	<p>So, Kim sold <u>38</u> more tickets than Jon.</p>				