

# Fruit Cove Middle School

## "THE PILOT"



Bi-Weekly Newsletter

March 26, 2021



Pillar of the Month:  
March — Trustworthiness

3180 Racetrack Rd

"HOME OF THE FLYERS"

904-547-7880

### Mission Statement

Fruit Cove Middle School will inspire in all students a passion for lifelong learning, creating educated and caring contributors to the world.

### Girls' Basketball News



Congratulations to the Girls' Basketball Team for making it to the semi-final playoff game for their bracket this year! This team was a wonderful group to coach because they always gave best effort, were very coachable and most importantly had wonderful attitudes, character and personalities. In addition, we had an amazing group of eighth grade girls that were leaders both on and off the court! We will miss them next year and wish them well in high school. We are going to have a great core group of sixth and seventh graders returning next year so the other schools better watch out! GO FLYERS!!



### Important Dates

**April 2**  
Holiday  
Student/Teacher Holiday

**April 8**  
Third Quarter Ends

**April 9**  
Teacher Planning Day  
Student Holiday

**May 31**  
Memorial Day  
Student/Teacher Holiday

**June 10**  
Last Day for Students

**June 11**  
Last Day for Teachers

**School Hours**  
7:30am-1:50pm

**Wednesday Dismissal**  
**@ 12:50pm**

**The building is open**  
**from 7:00am to**  
**3:00pm.**

### Testing News



The link for testing information is below. Make sure to note the dates that testing will occur this spring!

<https://www-fcs.stjohns.k12.fl.us/testing/>

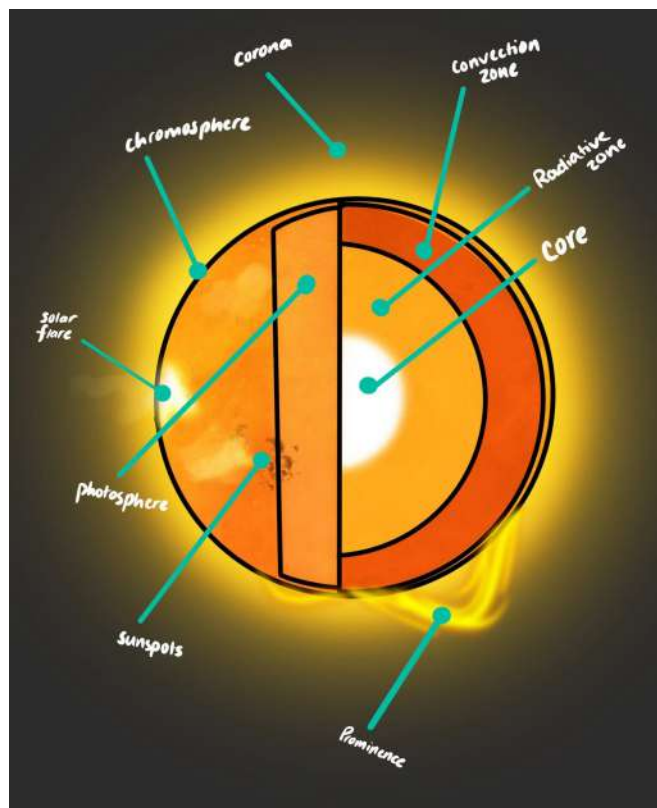
## Parent Survey

Please use the following link to participate in the parent SAC survey:

<https://surveys.stjohns.k12.fl.us/TakeSurvey.aspx?SurveyID=88L19n13>

## 8th Grade Science

8<sup>th</sup> Grade Science students modeled the interior, atmosphere and features of the Sun...some with cookies!



## Band Electives



Please note that the elective choice for band placement next year will be made by Mr. Isabelle. Just mark the level group that you would normally be going into. Mr. Isabelle may be moving you to a higher level but for the registration just go one step higher than you are already. Ex: Beginning Band would put Symphonic Band; Wind Ensemble would put Wind Symphony; and Wind Symphony will put Wind Symphony again.

Jazz Ensemble will be placed by invitation only. If you have an interest you may mark Jazz Ensemble but you might not be placed into that course.

## Student Absences

If students are absent due to illness, parents do not need to call into the office. When the student returns to school, please send a note explaining the absence.

## Library News



### The library works a little differently this year!

Overdue book notices are sent by email every Wednesday at 9:00am.

Please be aware that all returned books are “quarantined” for three days before they are checked in. If you receive an overdue notice for a book that was returned, just ignore the notice. Thank you for your understanding!



Please check the [Media Center homepage](#) for updates and visit our new Virtual Library and Book Recommendation Room!



Don't forget to check out our eBook library at [MackinVia](#).

*As we enter testing season, the Media Center will be closed occasionally. Students can still check out books. They need to put books “on hold” on a computer, either from home or a classroom. The books will be delivered to the students. Books to be returned need to be placed in the bin outside the main doors into the library. Directions for placing books on hold can be found by clicking this picture on our “virtual library” wall.*



## Pet Drive Update



NJHS wants to congratulate the 6<sup>th</sup> grade students for bringing in the most items for the Pet Supply drive. Way to go 6<sup>th</sup> graders!!!

## Yearbook Information

foxy  
cute  
alluring  
marvelous  
dazzling  
ravishing  
exquisite  
handsome  
divine  
statuesque  
lovely  
delightful  
magnificent  
fair  
good-looking  
sightly  
appealing  
grand  
elegant  
stunning  
admirable  
attractive  
sexy  
hot  
beauteous  
ravishing  
well-formed  
fine  
inlaid  
excellent  
foxy  
gorgeous  
handsome  
statuesque  
lovely  
delightful  
magnificent  
fair  
good-looking  
sightly  
appealing  
grand  
elegant  
stunning  
admirable  
attractive  
sexy  
hot

### YEARBOOK STAFF WANTS TO KNOW:

#### What is the one word that best describes you?

Use the google form below to send us a picture of you and your “word” until March 19th for a chance to be featured in the Yearbook.

<https://forms.gle/kRvF3VDr44M7QxFq6>

Or email it to [denyse.cohen@stjohns.k12.fl.us](mailto:denyse.cohen@stjohns.k12.fl.us)



## Thoughts from the Guidance Department



### Test Taking Strategies

Before delving into test taking strategies outlined below, we recommend reading and familiarizing yourself with proven test preparation tips and strategies for improving test performance, if you haven't already.

Once you have a solid command of the subject matter and material that will be presented on your test, it's time to put in play some basic test taking strategies that have proven effective for thousands of students. Remember, you must adapt test-taking strategies to the specific type of test you're taking.

#### 1. Be prepared

There is no substitute for preparation. If you haven't studied throughout the semester. If you haven't reviewed prior to test day. If you don't know the test material, all the test taking strategies in the world won't save you. Preparation is key.

- Spend as many hours as necessary to understand the material that will be covered on the test well enough to achieve a high score.

Since teachers often slightly modify information on tests to determine if students have a good understanding of concepts, spend time on honing test-taking skills.

#### 2. Always arrive early and take a moment to relax

- You'll increase your confidence if you take time to relax.
- You'll be able to narrow your focus for the upcoming test.

Arriving early may allow you time to ask any last minute questions from the instructor or listen to explanations being provided to other students. Some study resources suggest that it's better to arrive on time to avoid "brain pickers", students who ask questions right before a test, but we disagree. We believe there is more to be gained by arriving a little early.

#### 3. Listen attentively to last minute instructions given by the instructor

- It is not uncommon for teachers to alter test details at the last minute.
- If you miss test instructions, test taking anxiety will increase.

If you miss test instructions, don't be scared to ask for instructions to be repeated.

#### 4. Do a memory dump

A memory dump can be a particularly useful strategy for improving performance on certain types of tests. As soon as you begin the test, write down information that you will likely need to know for the test and you fear you may forget. (ie., formulas, equations, dates, lists, etc.)

#### 5. Read the test directions very carefully and watch for details

- Test questions and directions often contain valuable information. Always read all directions carefully to ensure you understand what is being asked.
- It is not uncommon to have two correct answers on a multiple choice question. Pay attention to details. Frequently, test instructions will notify students that they only need to complete two questions, but there will be 5 options.

#### 6. Plan how you will use the allotted time

- Take a moment to estimate how much time you'll have for each section of the test and each question. Allow enough time for more difficult sections or sections that are weighted more heavily in the final test grade.

- Pace yourself so you can complete the test in the allotted time frame.

Complete the questions you know first then come back and tackle the problems you're not sure about after.

#### 7. Look for cues

- If two answers are similar, they're usually not the correct answer.
- Pay attention to grammatical matching between the question being asked and answers. If an answer seems right but doesn't match grammatically with the question, it probably isn't the correct answer.

## Thoughts from the Guidance Department (continued)



Look for cues from other questions.

### 8. Answer all the questions

Even if you're running out of time and can answer all the questions fully, it's important to answer all questions. Many professors will give partial credit for partially completed questions or if you're able to show your work. (Note: There are some tests in college where you are docked points for guessing. This is rare

and usually will be announced by the professor prior to the test.)

### 9. Maintain a positive attitude

- Do not lose confidence or waste time if you encounter confusing or difficult questions. Answer the questions you know first.
- If you have no clue about the correct answer, make an educated guess if it will not count against your score.

Disregard patterns. It is probably coincidence if a string of multiple choice answers that you know are correct are "a."

### 10. Rely on your first impressions

- The first answer that pops in your mind is usually the correct answer. Don't change answers unless you're sure the answer you've chosen is wrong.

It may be counterproductive to review answers and make changes – especially if you're struggling to get through the test.

### 11. Plan to finish early and have time for review

- Go back and answer difficult questions after answering easy ones.
- If you are required to complete an essay, review it for spelling and grammatical errors.

Check to make sure you have completed the entire test. It is not uncommon for questions to be listed on the opposite side of a page.

### 12. Consider every test a practice session - analyze your performance

- It takes time and practice to develop effective test taking skills.
- To determine whether your test taking strategies are working, take time to evaluate your performance after each test.
- Be sure to take note of where you're struggling. Are you struggling with essays or multiple choice questions?

Arrange to meet with teachers to discuss low test scores to determine what you can do to improve. This is highly recommended if you struggle with essay questions.

## FCMS WEB NEWS

Check out our new Instagram Pages @ FCMSWEB!

## School Website

<<http://www-fcs.stjohns.k12.fl.us>>

Visit often for up-to-date information about our school!

Don't forget to check the Peachjar  
for eflyers about community events.

peachjareflyers

## PTO NEWS

### FCMS Favorite Recipes Cookbook



Thanks to everyone who submitted recipes for the cookbook! The cookbooks are \$10.00 each. Order yours at:

[my.cheddarup.com/c/fcms-favorite-recipes-cookbook-pre-order](http://my.cheddarup.com/c/fcms-favorite-recipes-cookbook-pre-order).

### Fun Pasta Fundraiser

We are excited to be partnering with Fun Pasta Fundraising! Shop now and order some creative, fun and delicious pasta shapes. You'll love the selection - great for gifts, any special occasion, or just for fun. They come in sports, college teams, holidays, animal shapes and more. The Bunny Hop Pasta would be fun for Spring and Easter! Your order will ship directly to your home.



Order yours at:

<https://funpastafundraising.com/shop/fruit-cove-middle-school->

### Seeking PTO Board Members

We are looking for board members to fill the following positions for the 2021-2022 school year:

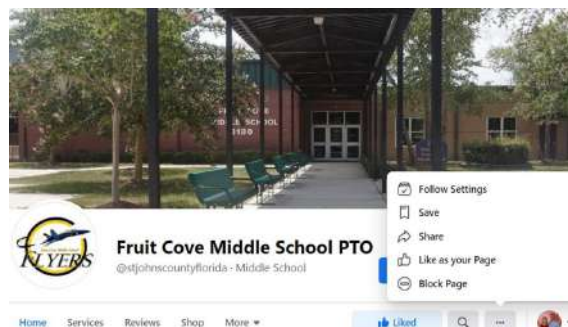


- President (past President available to train and assist)
- VP Membership
- Treasurer
- PTO Communications – Social Media (Facebook, Instagram), Newsletter, Coordinating with Website Manager
- Teacher's Appreciation
- Volunteer Coordinator
- PTO Website – maintenance and updating
- Dance (s)
- Business Partners

If you would like to learn more about the open positions and activities, please email [fcmstptopresident@gmail.com](mailto:fcmstptopresident@gmail.com). Thank you!

### Make Us a Favorite on Facebook

Not seeing the FCMS PTO Facebook posts as often as you'd like? Go to our Facebook page and click on the three dots next to your profile picture, then click on "Follow Settings." Click on the circle next to "Favorites" to see our posts higher in your news feed.






## PTO NEWS



Please support these local businesses who have contributed to Fruit Cove Middle School during the 2020-2021 school year.



OPEN ON SATURDAYS  
we accept most insurance plans



# CREEKSID

## RISING FRESHMAN

## COURSE REGISTRATION

### WHERE

**Brick and mortar**-Students will register with a CHS school counselor online through the social studies class in the media center.

**Distance Learners**- Students will be emailed a registration time and appointment. Students will need to fill out the distance learner contact form to set up their Microsoft Teams appointment.

**Deadline to complete form: March 22<sup>nd</sup>**

**[Distance Learners Click Here](#)**

## FRUIT COVE MIDDLE SCHOOL

### SOCIAL STUDIES CLASS

**MARCH 29**

Kalfa- All classes

**MARCH 30**

Jones- 1<sup>st</sup> period

Huff- All classes

**MARCH 31**

Jones- 6<sup>th</sup> and 7<sup>th</sup> period

Distance learners

12:55 PM to 2:50 PM

**APRIL 1ST**

Whitmer- All Classes

**Registration  
Information:**

**[CLICK HERE](#)**







# New Student Registration Open 2021-2022 School Year

<https://www.stjohns.k12.fl.us/student/enrollment/>

**Kindergarten and new students register early!**

**Voluntary Pre-K:** A child must be four years old on or before September 1st.

**Kindergarten:** A child must be five years old on or before September 1st.

**First Grade:** A child must be six years old on or before September 1st AND satisfy one of the following:

- Satisfactory completion of kindergarten in a Florida public school.
- Satisfactory completion of kindergarten in a non-public school.
- Previous attendance in an out-of-state school in which the student was admitted on the basis of age requirements established by the state of residency.

## Registration Requirements:

- Proof of Residency.
- Proof of Immunization.
- Copy of Birth Certificate.
- Physical/Health Exam with in 12 months of enrollment.





# FORTIFYFL

## SUSPICIOUS ACTIVITY REPORTING APP

FortifyFL is a suspicious activity reporting tool that allows you to instantly relay information to appropriate law enforcement agencies and school officials.



#FORTIFYFL  
GETFORTIFYFL.COM



DOWNLOAD  
NOW



FLORIDA DEPARTMENT OF  
EDUCATION  
fldoe.org