

Name _____

Break Apart Ones to Add

Sometimes when you are adding, you can break apart ones to make a ten.

$$37 + 8 = \underline{\quad ? \quad}$$

Look at the two-digit addend, 37. What digit

is in the ones place? 7

Decide how many you need to add to the ones digit to make 10.

$$7 + \underline{3} = 10, \text{ and } 37 + \underline{3} = 40$$

Break apart that number from the one-digit addend, 8.

$$8 - 3 = 5$$

Finally, write the new number sentence. $40 + 5 = \underline{45}$

Break apart ones to make a ten. Then add and write the sum.

1. $28 + 6 = \underline{\quad}$

2. $34 + 7 = \underline{\quad}$

Name _____

Use Compensation

This is a way to add 2-digit numbers.

Take ones from one addend to make the other addend a tens number.

$$27 + 38 = \underline{\quad ? \quad}$$

First, find the addend with the greater ones digit. 38

How many ones would you need to add to make it a tens number?

$$38 + \underline{\quad} = 40$$

Add 2 to make 40.

Next, take that many ones away from the other addend.

$$27 - 2 = 25$$

The two new addends are 25 and 40.

Write the new addition sentence to find the sum.

$$\underline{25} + \underline{40} = \underline{65}$$

Show how to make one addend the next tens number.

Complete the new addition sentence.

1. $28 + 16 = ?$

$$\underline{\quad} + \underline{\quad} = \underline{\quad}$$

2. $37 + 24 = ?$

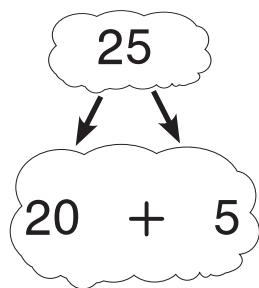
$$\underline{\quad} + \underline{\quad} = \underline{\quad}$$

Name _____

Break Apart Addends as Tens and Ones

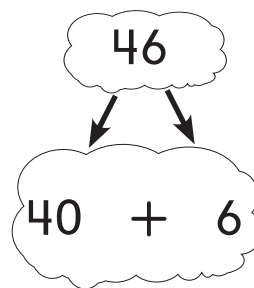
$$25 + 46 = ?$$

Break apart 25 into tens and ones.



+

Break apart 46 into tens and ones.



+

Then, add the tens from the two addends.

$$\underline{20} + \underline{40} = \underline{60}$$

Add the ones from the two addends.

$$\underline{5} + \underline{6} = \underline{11}$$


Add the two sums.

$$\underline{60} + \underline{11} = \underline{71}$$

$$\text{So, } 25 + 46 = \underline{71}.$$

Break apart the addends to find the sum.

1. $12 + 48 = ?$



$$\underline{\quad} + \underline{\quad} + \underline{\quad} + \underline{\quad}$$

Add the tens. $\underline{\quad} + \underline{\quad} = \underline{\quad}$

Add the ones. $\underline{\quad} + \underline{\quad} = \underline{\quad}$

How many in all? $\underline{\quad} + \underline{\quad} = \underline{\quad}$

So, $12 + 48 = \underline{\quad}$.

Name _____

Model Regrouping for Addition

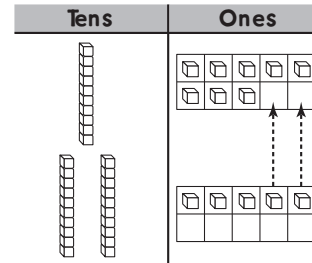
Add 18 and 25.

Show 18 and 25 with .

Count the ones.

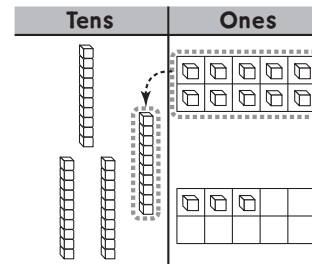
How many ones are there in all? 13 ones

Can you make a ten? yes



Trade 10 ones
for 1 ten.

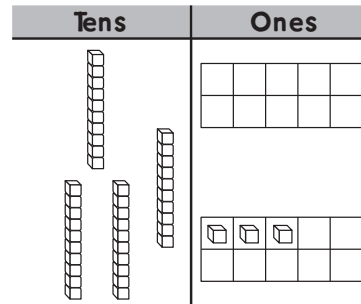
This is called
regrouping.



Count the tens. How many
tens are there in all? 4 tens

Count the ones. How many
ones are there in all? 3 ones

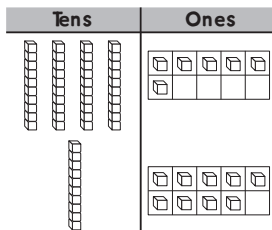
4 tens 3 ones is the same as 43.



Write how many tens and ones in the sum.

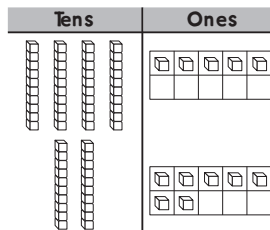
Write the sum.

1. Add 46 and 19.



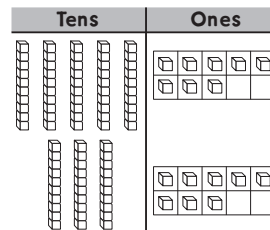
_____ tens _____ ones

2. Add 45 and 27.



_____ tens _____ ones

3. Add 58 and 38.



_____ tens _____ ones

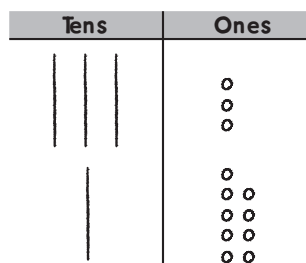
Name _____

Model and Record 2-Digit Addition

Model $33 + 19$.

How many ones are there in all? 12 ones

Can you make a ten? yes

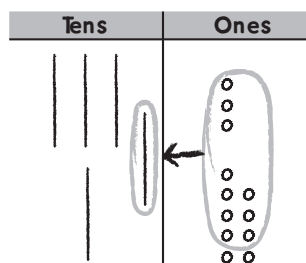


Tens	Ones
<input type="text"/>	
3	3
1	9
+	

Regroup 10 ones as 1 ten.
Write a 1 in the tens column to show the regrouped ten.

How many ones are left after regrouping? 2 ones

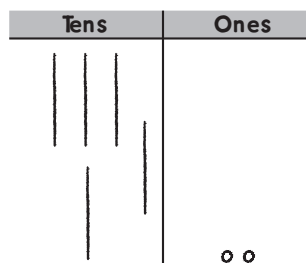
Write that number in the ones place.



Tens	Ones
<input type="text"/>	
3	3
1	9
+	
	2

How many tens are there in all? 5 tens

Write that number in the tens place.



Tens	Ones
<input type="text"/>	
3	3
1	9
+	
5	2

Draw quick pictures to help you solve. Write the sum.

1.

Tens	Ones
<input type="text"/>	
4	7
2	5
+	

Tens	Ones

2.

Tens	Ones
<input type="text"/>	
3	6
4	6
+	

Tens	Ones

Name _____

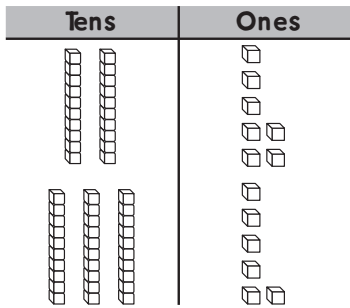
2-Digit Addition

Add 27 and 36.

STEP 1

Show 27 and 36.
Add the ones.

$$7 + 6 = 13$$

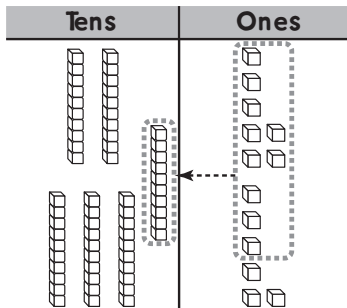


	Tens	Ones
	<input type="text"/>	
	2	7
+	3	6
<hr/>		

STEP 2

If you can make a 10,
regroup 10 ones for
1 ten.

$$13 \text{ ones} = 1 \text{ ten } 3 \text{ ones}$$

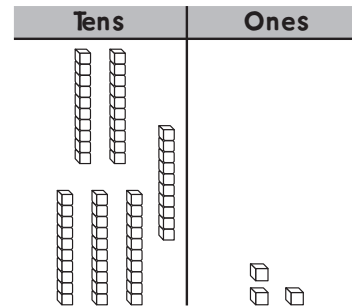


	Tens	Ones
	<input type="text"/>	
	2	7
+	3	6
<hr/>		
		3

STEP 3

Add the tens.
Remember to add the
regrouped ten.

$$1 + 2 + 3 = 6$$



	Tens	Ones
	1	
	2	7
+	3	6
<hr/>		
	6	3

Regroup if you need to. Write the sum.

1.

	Tens	Ones
	<input type="text"/>	
	5	4
+	2	9
<hr/>		

2.

	Tens	Ones
	<input type="text"/>	
	1	7
+	6	1
<hr/>		

3.

	Tens	Ones
	<input type="text"/>	
	4	1
+	2	9
<hr/>		

4.

	Tens	Ones
	<input type="text"/>	
	3	5
+	3	2
<hr/>		

Name _____

Practice 2-Digit Addition

Eliza sold 47 pencils in one week.
She sold 65 pencils the next week.
How many pencils did she sell in both weeks?

<p>Add 47 and 65. Add the ones. $7 + 5 = 12$</p> <table style="margin-left: auto; margin-right: auto; border-collapse: collapse;"> <tr> <td style="border: 1px solid black; width: 20px; height: 20px; text-align: center;"> </td> <td style="border-left: 1px solid black; width: 20px;"></td> </tr> <tr> <td style="text-align: center;">4</td> <td style="border-left: 1px solid black; text-align: center;">7</td> </tr> <tr> <td style="text-align: center;">+ 6</td> <td style="border-left: 1px solid black; text-align: center;">5</td> </tr> <tr> <td colspan="2" style="border-top: 1px solid black;"></td> </tr> </table>			4	7	+ 6	5			<p>Regroup. 12 ones = 1 ten and 2 ones</p> <table style="margin-left: auto; margin-right: auto; border-collapse: collapse;"> <tr> <td style="border: 1px solid black; width: 20px; height: 20px; text-align: center;"> </td> <td style="border-left: 1px solid black; width: 20px;"></td> </tr> <tr> <td style="text-align: center;">4</td> <td style="border-left: 1px solid black; text-align: center;">7</td> </tr> <tr> <td style="text-align: center;">+ 6</td> <td style="border-left: 1px solid black; text-align: center;">5</td> </tr> <tr> <td colspan="2" style="border-top: 1px solid black;"></td> </tr> <tr> <td></td> <td style="border-left: 1px solid black; text-align: center;">2</td> </tr> </table>			4	7	+ 6	5				2	<p>Add the tens. $1 + 4 + 6 = 11$</p> <table style="margin-left: auto; margin-right: auto; border-collapse: collapse;"> <tr> <td style="border: 1px solid black; width: 20px; height: 20px; text-align: center;">1</td> <td style="border-left: 1px solid black; width: 20px;"></td> </tr> <tr> <td style="text-align: center;">4</td> <td style="border-left: 1px solid black; text-align: center;">7</td> </tr> <tr> <td style="text-align: center;">+ 6</td> <td style="border-left: 1px solid black; text-align: center;">5</td> </tr> <tr> <td colspan="2" style="border-top: 1px solid black;"></td> </tr> <tr> <td style="text-align: center;"> </td> <td style="border-left: 1px solid black; text-align: center;">2</td> </tr> </table>	1		4	7	+ 6	5				2
4	7																													
+ 6	5																													
4	7																													
+ 6	5																													
	2																													
1																														
4	7																													
+ 6	5																													
	2																													

Write the sum.

1.

43
+ 69

2.

76
+ 58

3.

38
+ 42

4.

85
+ 68

5.

82
+ 47

6.

81
+ 17

7.

27
+ 86

8.

51
+ 38

Name _____

Rewrite 2-Digit Addition

Add. $43 + 19 = ?$

STEP 1

What is the tens digit in 43? 4

Write 4 in the tens column.
Write the ones digit, 3, in the ones column.

	Tens	Ones
	<input type="text"/>	
	4	3
+	<hr/>	

STEP 2

What is the tens digit in 19? 1

Write 1 in the tens column.
Write the ones digit, 9, in the ones column.

	Tens	Ones
	<input type="text"/>	
	4	3
	1	9
+	<hr/>	

STEP 3

Add the ones.
Regroup if you need to.

Add the tens.

	Tens	Ones
	<input type="text"/>	
	4	3
	1	9
+	<hr/>	
	6	2

Rewrite the numbers. Then add.

1. $26 + 9$

	Tens	Ones
	<input type="text"/>	
+	<hr/>	

2. $16 + 43$

	Tens	Ones
	<input type="text"/>	
+	<hr/>	

3. $32 + 38$

	Tens	Ones
	<input type="text"/>	
+	<hr/>	

4. $23 + 26$

	Tens	Ones
	<input type="text"/>	
+	<hr/>	

Name _____

Problem Solving • Addition

Hannah has 14 pencils. Juan has 13 pencils.
How many pencils do they have in all?

Unlock the Problem

<p>What do I need to find? <u>how many pencils</u> they have in all</p>	<p>What information do I need to use? Hannah has <u>14</u> pencils. Juan has <u>13</u> pencils.</p>		
<p>Show how to solve the problem.</p> <table border="1" style="margin-left: auto; margin-right: auto; border-collapse: collapse;"> <tr> <td style="padding: 5px; text-align: center;">Hannah's 14 pencils</td> <td style="padding: 5px; text-align: center;">Juan's 13 pencils</td> </tr> </table> <p style="text-align: center; margin-top: 10px;">_____ ? _____ pencils in all</p> <div style="display: flex; justify-content: space-between; align-items: center; margin-top: 20px;"> <div style="text-align: center;"> <u>14 + 13 =</u> ■ </div> <div style="text-align: right;"> <u>27</u> pencils </div> </div>		Hannah's 14 pencils	Juan's 13 pencils
Hannah's 14 pencils	Juan's 13 pencils		

Solve.

1. There are 21 peanuts in a bag. 16 more peanuts are put into the bag. How many peanuts are in the bag in all?

21 peanuts	16 peanuts
------------	------------

_____ peanuts in all

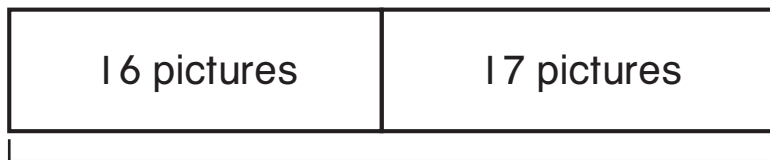
_____ peanuts

Name _____

Algebra • Write Equations to Represent Addition

Sara took 16 pictures.
Then she took 17 more pictures.
How many pictures did Sara take in all?

Use a bar model to show the problem.



_____ ? _____ pictures in all

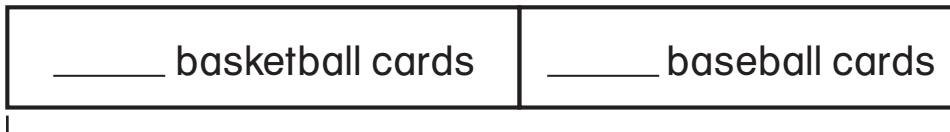
Write a number sentence. Solve.

16 + 17 = █

33 pictures

Use a bar model to show the problem. Write a number sentence. Use a █ for the missing number. Then solve.

1. Josh has 18 basketball cards and 14 baseball cards. How many cards does he have altogether?



_____ cards altogether

_____ cards

Name _____

Algebra • Find Sums for 3 Addends

You can add three numbers in different ways.
Start by adding the ones first.

$$\begin{array}{r} | \\ 14 \\ + 22 \\ + 36 \\ \hline 72 \end{array}$$

Look at the column of ones digits. Choose two of the digits to add first. Then add the other digit.

$$\begin{array}{r} 4 + 6 = 10 \\ 10 + 2 = 12 \end{array}$$

Then add the tens.

$$1 + 1 + 2 + 3 = 7$$

$$\begin{array}{r} | \\ 14 \\ + 22 \\ + 36 \\ \hline 72 \end{array}$$

Start at the top of the ones column. Add the first two digits, and then add the third digit.

$$\begin{array}{r} 4 + 2 = 6 \\ 6 + 6 = 12 \end{array}$$

Then add the tens.

$$1 + 1 + 2 + 3 = 7$$

Add.

1.

$$\begin{array}{r} 18 \\ 25 \\ + 32 \\ \hline \end{array}$$

2.

$$\begin{array}{r} 40 \\ 37 \\ + 16 \\ \hline \end{array}$$

3.

$$\begin{array}{r} 13 \\ 21 \\ + 34 \\ \hline \end{array}$$

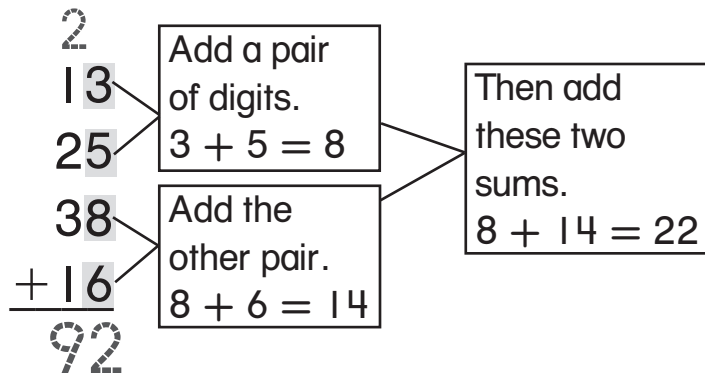
4.

$$\begin{array}{r} 26 \\ 22 \\ + 23 \\ \hline \end{array}$$

Name _____

Algebra • Find Sums for 4 Addends

You can add 4 numbers in different ways.
One way is to add pairs of digits in the ones column.



Then add the digits in the tens column.

Add.

1.

$$\begin{array}{r} 43 \\ 57 \\ 32 \\ + 2 \\ \hline \end{array}$$

2.

$$\begin{array}{r} 24 \\ 21 \\ 19 \\ + 32 \\ \hline \end{array}$$

3.

$$\begin{array}{r} 21 \\ 14 \\ 20 \\ + 42 \\ \hline \end{array}$$