

FIRST IN MATH®

Energizing Every Child to Learn, Love & Live Math™

Supplemental Math-Practice Materials

Subtract within 100, A

Student _____

Teacher _____

Circle your answer

$98 - 24 = ?$

74
64
94
84

$27 - 18 = ?$

9
13
11
15

$54 - 10 = ?$

55
44
54
45

$73 - 47 = ?$

26
25
16
15

$32 - 21 = ?$

8
11
5
14

$45 - 19 = ?$

26
29
32
23

$86 - 27 = ?$

56
59
58
57

$62 - 32 = ?$

50
40
60
30

FIRST IN MATH®

Energizing Every Child to Learn, Love & Live Math™

Supplemental Math-Practice Materials

Add within 100, A

Student _____

Teacher _____

Circle your answer

11 + ? = 53

32		
42		
39		
29		

35 + ? = 84

36		
46		
39		
49		

44 + ? = 72

37		
27		
38		
28		

29 + ? = 39

4		
8		
6		
10		

32 + ? = 50

20		
18		
21		
19		

35 + ? = 47

7		
17		
12		
2		

21 + ? = 66

45		
50		
60		
55		

48 + ? = 91

33		
43		
23		
53		

FIRST IN MATH®

Energizing Every Child to Learn, Love & Live Math™





Supplemental Math-Practice Materials





Subtract within 20





Student _____





Teacher _____





Circle your answer





13 - 8	<input type="text"/>	= ?
<input type="text"/>		8
		6
		5
		7





16 - 3	<input type="text"/>	= ?
<input type="text"/>		10
		12
		13
		11





11 - 7	<input type="text"/>	= ?
<input type="text"/>		4
		3
		2
		5

20 - 15	<input type="text"/>	= ?
<input type="text"/>		7
		5
		8
		6

19 - 10	<input type="text"/>	= ?
<input type="text"/>		9
		11
		10
		8

15 - 2	<input type="text"/>	= ?
<input type="text"/>		13
		10
		11
		12

14 - 6	<input type="text"/>	= ?
<input type="text"/>		8
		6
		9
		7

18 - 9	<input type="text"/>	= ?
<input type="text"/>		11
		12
		10
		9

FIRST IN MATH®

Energizing Every Child to Learn, Love & Live Math™

Supplemental Math-Practice Materials

Add within 20

Student _____

Teacher _____

Circle your answer

$5 + ?$	<input type="text"/>	$= 14$
9	<input type="checkbox"/>	<input type="text"/>
6	<input type="checkbox"/>	
8	<input type="checkbox"/>	
7	<input type="checkbox"/>	

$8 + ?$	<input type="text"/>	$= 17$
10	<input type="checkbox"/>	<input type="text"/>
9	<input type="checkbox"/>	
7	<input type="checkbox"/>	
8	<input type="checkbox"/>	

$9 + ?$	<input type="text"/>	$= 11$
3	<input type="checkbox"/>	<input type="text"/>
4	<input type="checkbox"/>	
1	<input type="checkbox"/>	
2	<input type="checkbox"/>	

$10 + ?$	<input type="text"/>	$= 15$
5	<input type="checkbox"/>	<input type="text"/>
4	<input type="checkbox"/>	
6	<input type="checkbox"/>	
7	<input type="checkbox"/>	

$16 + ?$	<input type="text"/>	$= 20$
4	<input type="checkbox"/>	<input type="text"/>
3	<input type="checkbox"/>	
5	<input type="checkbox"/>	
6	<input type="checkbox"/>	

$13 + ?$	<input type="text"/>	$= 19$
8	<input type="checkbox"/>	<input type="text"/>
6	<input type="checkbox"/>	
7	<input type="checkbox"/>	
9	<input type="checkbox"/>	

$7 + ?$	<input type="text"/>	$= 13$
7	<input type="checkbox"/>	<input type="text"/>
8	<input type="checkbox"/>	
6	<input type="checkbox"/>	
5	<input type="checkbox"/>	

$2 + ?$	<input type="text"/>	$= 18$
13	<input type="checkbox"/>	<input type="text"/>
14	<input type="checkbox"/>	
15	<input type="checkbox"/>	
16	<input type="checkbox"/>	

Solve.

There are 47 apples and 49 pears for sale at the farm stand. There are also 53 peaches and 62 plums.

- 4 Break each number into tens and ones. Write your answers in the box.
- 5 How many pieces of fruit are there in all?
Show your work.

$47 = \underline{\quad} + \underline{\quad}$
$49 = \underline{\quad} + \underline{\quad}$
$53 = \underline{\quad} + \underline{\quad}$
$62 = \underline{\quad} + \underline{\quad}$

- 6 Abby plays four games of cards. She gets 29, 34, 36, and 52 points. What is the total number of points Abby gets?
Show your work.

Answer: _____

- 7 Dom has 21 red blocks and 24 blue blocks. He has 29 green blocks and 35 pink blocks. How many blocks does Dom have?
Show your work.

Answer: _____

Addition and Subtraction Within 1,000— Skills Practice

Name: _____

Add several 2-digit numbers.

Form B

$$\begin{array}{r} \text{1} \quad 22 \\ 10 \\ + 32 \\ \hline \end{array}$$

$$\begin{array}{r} \text{2} \quad 25 \\ 95 \\ + 25 \\ \hline \end{array}$$

$$\begin{array}{r} \text{3} \quad 46 \\ 83 \\ + 54 \\ \hline \end{array}$$

$$\begin{array}{r} \text{4} \quad 35 \\ 19 \\ + 21 \\ \hline \end{array}$$

$$\begin{array}{r} \text{5} \quad 84 \\ 34 \\ + 45 \\ \hline \end{array}$$

$$\begin{array}{r} \text{6} \quad 71 \\ 72 \\ + 15 \\ \hline \end{array}$$

$$\begin{array}{r} \text{7} \quad 27 \\ 56 \\ + 43 \\ \hline \end{array}$$

$$\begin{array}{r} \text{8} \quad 67 \\ 78 \\ + 22 \\ \hline \end{array}$$

$$\begin{array}{r} \text{9} \quad 34 \\ 12 \\ 36 \\ + 13 \\ \hline \end{array}$$

$$\begin{array}{r} \text{10} \quad 14 \\ 13 \\ 12 \\ + 11 \\ \hline \end{array}$$

$$\begin{array}{r} \text{11} \quad 58 \\ 27 \\ 42 \\ + 27 \\ \hline \end{array}$$

$$\begin{array}{r} \text{12} \quad 73 \\ 35 \\ 17 \\ + 45 \\ \hline \end{array}$$

$$\begin{array}{r} \text{13} \quad 42 \\ 24 \\ 81 \\ + 18 \\ \hline \end{array}$$

$$\begin{array}{r} \text{14} \quad 36 \\ 25 \\ 75 \\ + 63 \\ \hline \end{array}$$

$$\begin{array}{r} \text{15} \quad 33 \\ 20 \\ 30 \\ + 44 \\ \hline \end{array}$$

$$\begin{array}{r} \text{16} \quad 59 \\ 42 \\ 39 \\ + 21 \\ \hline \end{array}$$

Subtract from 3-digit numbers.

$$\begin{array}{r} 1 \quad 843 \\ - 721 \\ \hline \end{array}$$

$$\begin{array}{r} 2 \quad 556 \\ - 229 \\ \hline \end{array}$$

$$\begin{array}{r} 3 \quad 659 \\ - 484 \\ \hline \end{array}$$

$$\begin{array}{r} 4 \quad 932 \\ - 346 \\ \hline \end{array}$$

$$\begin{array}{r} 5 \quad 480 \\ - 326 \\ \hline \end{array}$$

$$\begin{array}{r} 6 \quad 851 \\ - 548 \\ \hline \end{array}$$

$$\begin{array}{r} 7 \quad 941 \\ - 184 \\ \hline \end{array}$$

$$\begin{array}{r} 8 \quad 868 \\ - 787 \\ \hline \end{array}$$

$$\begin{array}{r} 9 \quad 982 \\ - 561 \\ \hline \end{array}$$

$$\begin{array}{r} 10 \quad 600 \\ - 312 \\ \hline \end{array}$$

$$\begin{array}{r} 11 \quad 835 \\ - 232 \\ \hline \end{array}$$

$$\begin{array}{r} 12 \quad 765 \\ - 275 \\ \hline \end{array}$$

$$\begin{array}{r} 13 \quad 517 \\ - 158 \\ \hline \end{array}$$

$$\begin{array}{r} 14 \quad 835 \\ - 232 \\ \hline \end{array}$$

$$\begin{array}{r} 15 \quad 363 \\ - 289 \\ \hline \end{array}$$

$$\begin{array}{r} 16 \quad 935 \\ - 617 \\ \hline \end{array}$$

$$\begin{array}{r} 17 \quad 748 \\ - 272 \\ \hline \end{array}$$

$$\begin{array}{r} 18 \quad 616 \\ - 414 \\ \hline \end{array}$$

$$\begin{array}{r} 19 \quad 528 \\ - 174 \\ \hline \end{array}$$

$$\begin{array}{r} 20 \quad 957 \\ - 379 \\ \hline \end{array}$$

Addition and Subtraction Within 1,000— Skills Practice

Name: _____

Find sums up to 1,000.

Form B

$$\begin{array}{r} \text{1} \quad 614 \\ + 182 \\ \hline \end{array}$$

$$\begin{array}{r} \text{2} \quad 227 \\ + 325 \\ \hline \end{array}$$

$$\begin{array}{r} \text{3} \quad 191 \\ + 494 \\ \hline \end{array}$$

$$\begin{array}{r} \text{4} \quad 268 \\ + 357 \\ \hline \end{array}$$

$$\begin{array}{r} \text{5} \quad 123 \\ + 321 \\ \hline \end{array}$$

$$\begin{array}{r} \text{6} \quad 364 \\ + 279 \\ \hline \end{array}$$

$$\begin{array}{r} \text{7} \quad 242 \\ + 575 \\ \hline \end{array}$$

$$\begin{array}{r} \text{8} \quad 485 \\ + 241 \\ \hline \end{array}$$

$$\begin{array}{r} \text{9} \quad 587 \\ + 337 \\ \hline \end{array}$$

$$\begin{array}{r} \text{10} \quad 328 \\ + 612 \\ \hline \end{array}$$

$$\begin{array}{r} \text{11} \quad 649 \\ + 139 \\ \hline \end{array}$$

$$\begin{array}{r} \text{12} \quad 348 \\ + 384 \\ \hline \end{array}$$

$$\begin{array}{r} \text{13} \quad 428 \\ + 225 \\ \hline \end{array}$$

$$\begin{array}{r} \text{14} \quad 824 \\ + 142 \\ \hline \end{array}$$

$$\begin{array}{r} \text{15} \quad 375 \\ + 579 \\ \hline \end{array}$$

$$\begin{array}{r} \text{16} \quad 472 \\ + 336 \\ \hline \end{array}$$

$$\begin{array}{r} \text{17} \quad 152 \\ + 183 \\ \hline \end{array}$$

$$\begin{array}{r} \text{18} \quad 327 \\ + 237 \\ \hline \end{array}$$

$$\begin{array}{r} \text{19} \quad 341 \\ + 341 \\ \hline \end{array}$$

$$\begin{array}{r} \text{20} \quad 257 \\ + 696 \\ \hline \end{array}$$

OW

Name: _____

The Owl

Wow! Look up at the owl. Look at how he can turn his head. Look at his brown feathers! "Do you think he will fly down?"



I said. No, the owl will not fly down. "I think I can hear him howl," I said. No, owls do not howl. Owls hoot! Can you hear him?



① What can owls do with their heads?

② What color is the owl?

③ What type of sound do owls make?

RETELL IT!

Retell the story with words or illustrations.

Beginning

Blank grid for beginning of story.

Middle

Blank grid for middle of story.

End

Blank grid for end of story.

BUILD IT!

Read the words. Write each word in the correct box.

1. clown	5. mouse
2. gown	6. couch
3. owl	7. south
4. crowd	8. count

/ow/

ow, ou

READ IT!

cl <u>ow</u> n	
g <u>ow</u> n	
ow <u>l</u>	
cr <u>ow</u> d	
mo <u>u</u> se	
co <u>u</u> ch	
co <u>u</u> nt	

Name _____

Name: _____

Date: _____

Fill in the blank with the correct spelling word.

1. My favorite colors are yellow, green, and _____.
2. We shouldn't be _____ to our teachers or parents.
3. The little girl had a _____ on her face when she couldn't go play outside.
4. You may have a _____ after you finish your dinner.
5. The farmer had to _____ his field before he planted the beans.
6. Let's _____ how many kids are in our class.
7. It is a police officer's _____ to protect all citizens.
8. The sweet potato pie has to _____ before we can cut it.
9. Axel's brother took a flashlight to _____ the campsite.
10. The library will receive new _____ this summer.
11. The lid became _____ after Aniya twisted it a few times.
12. The _____ cleared all the snow on the street in my neighborhood.

Write 4 sentences using your spelling words.

1. _____

2. _____

3. _____

4. _____

Word Bank

duy
cookie
books
frown
blue
looser
rude
snowplow
count
plow
scout
cool

A Present for Me 2.21

I wanted to take my stepmother out to dinner for her birthday	12
and pay for our dinner with my own money. I wanted it to be a	27
surprise and I wanted it to be just from me. The problem was, I	41
didn't have any money!	45
I went out to try to find ways to earn money. The lady who	59
lives in the apartment upstairs said she wanted to get rid of all	72
her empty soda cans and bottles. She said I could keep the	84
money for the deposit if I took all of the cans and bottles back to	99
the store. It took me five trips, but I got them all taken back to	114
the store.	116
The man in the apartment downstairs said I could walk his	127
dog after supper every night for two weeks. Our neighbor lady	138
said she could use some help putting out the trash and getting rid	151
of old newspapers. One lady in our building said she would like	163
some help with her groceries, but she couldn't afford to pay me.	175
I helped her anyway. She said she would give me some flowers	187
to give to my stepmother.	192
The day before her birthday I asked Mom if she would go on	205
a date with me for dinner. She was surprised when I paid for the	219
dinner with the money I had earned. She made me tell her where	232
I had gotten the money. Then she gave me a big hug and said it	247
was the best birthday present ever. I think she liked the flowers	259
the best of all.	263

<u>Practice in class</u>	<u>Practice at home</u>
M _____	M _____
T _____	T _____
W _____	W _____
Th _____	Th _____

Parent's Signature: _____

A Present for Me 2.21 Use Complete Sentences

<p>Monday:</p> <p>Why does he want to earn money?</p> <table border="1"><tr><td> </td></tr><tr><td> </td></tr><tr><td> </td></tr></table> <p>What is the first thing he does to earn money?</p> <table border="1"><tr><td> </td></tr><tr><td> </td></tr><tr><td> </td></tr></table>							<p>Tuesday:</p> <p>How did the stepmother probably feel at the end of the story?</p> <table border="1"><tr><td> </td></tr><tr><td> </td></tr><tr><td> </td></tr></table> <p>How can you tell?</p> <table border="1"><tr><td> </td></tr><tr><td> </td></tr><tr><td> </td></tr></table>						
<p>Wednesday:</p> <p>What word from paragraph 2 means the opposite of give?</p> <table border="1"><tr><td> </td></tr><tr><td> </td></tr><tr><td> </td></tr></table> <p>What is paragraph three mostly about?</p> <table border="1"><tr><td> </td></tr><tr><td> </td></tr><tr><td> </td></tr></table>							<p>Thursday:</p> <p>What are three things the boy did to raise money for his stepmother's birthday dinner?</p> <table border="1"><tr><td> </td></tr><tr><td> </td></tr><tr><td> </td></tr></table> <p>What happened right after the neighbor said she could not afford to pay him to help her with her groceries?</p> <table border="1"><tr><td> </td></tr><tr><td> </td></tr><tr><td> </td></tr></table>						

When Grandpa and I Garden 2.12

When I visit Grandpa he lets me help him in his garden.	12
Grandpa says I have a green thumb. I don't know why he says	25
that because my hands always get dark brown from the dirt.	36
We made a space in his garden just for me to grow things.	49
We pulled up the weeds and made the dirt smooth and flat.	61
Grandpa showed me how to use a hoe. He let me pick seeds to	75
plant. I like to eat radishes and carrots so I wanted to plant those.	89
I have one row of each. Grandpa likes strawberries so he grows	101
those. He said I could eat some anytime I want.	111
Together we planted four rows of corn and two rows of	122
beans. Grandpa also planted potatoes and squash. The plants are	132
starting to come up now. At first they were so tiny I could hardly	146
see them. When the days warmed up, the plants shot up like	158
weeds. Now the strawberries are turning red.	165
It's a lot of work having a garden. We have to keep it	178
watered and pull the weeds. We have to watch out for bugs and	191
slugs. All the work is worth it when the strawberries are ready to	204
pick. We have strawberry short cake for dessert with fresh ripe	215
strawberries from the garden!	219

<u>Practice in class</u>	<u>Practice at home</u>
M _____	M _____
T _____	T _____
W _____	W _____
Th _____	Th _____

Parent's Signature: _____

When Grandpa and I Garden 2.12 Use Complete Sentences

<p>Monday</p> <p>Why is the main character confused by his grandpa saying that he/she has a “green thumb”?</p> <div style="border: 1px solid black; height: 80px; width: 100%;"></div> <p>What did they do to prepare the small space for the main character to grow things?</p> <div style="border: 1px solid black; height: 80px; width: 100%;"></div>	<p>Tuesday</p> <p>Why did the main character plant radishes and carrots?</p> <div style="border: 1px solid black; height: 80px; width: 100%;"></div> <p>What word in paragraph three means the opposite of big?</p> <div style="border: 1px solid black; height: 80px; width: 100%;"></div>
<p>Wednesday</p> <p>List all the crops planted in paragraph three?</p> <div style="border: 1px solid black; height: 80px; width: 100%;"></div> <p>What sentence in paragraph three tells the reader how the plants grew?</p> <div style="border: 1px solid black; height: 80px; width: 100%;"></div>	<p>Thursday:</p> <p>Why is it a lot of work to have garden?</p> <div style="border: 1px solid black; height: 80px; width: 100%;"></div> <p>What is the end reward of growing strawberries?</p> <div style="border: 1px solid black; height: 80px; width: 100%;"></div>

Name _____


The Apple Orchard

Directions: Read the passage on the left 3 times to practice fluency. Color a star each time you read. Then, complete the comprehension tasks on the right.

The Apple Orchard

Ann and her class went on a field trip to the apple orchard. First, they went on a hayride around the farm. Then, each kid picked an apple off the apple tree. Miss Kate helped the kids wash the apples. The class sat under the apple trees and ate their snack.

After their snack, the class got to play in the corn maze. Ann had so much fun playing in the corn maze! Next, they saw the animals on the farm and got to feed the horses. The horses were soft and smelled funny! Ann did not like feeding the horses. At the end of the day, the class went home on the bus. Ann had a great time at the apple orchard!



Read & Look Back:

- Use a yellow crayon to highlight the characters' names in the story.
- Use a green crayon to highlight the text that tells what Ann and her class did first on the field trip.
- Use a red crayon to highlight the text that tells how Ann felt about the horses.

Read & Respond:

What is the main idea of this story?

Name _____


Apples

Directions: Read the passage on the left 3 times to practice fluency. Color a star each time you read. Then, complete the comprehension tasks on the right.

Apples

An apple is a fruit that grows from a seed. When an apple seed is planted, an apple tree grows. Buds grow on the apple trees. The buds open into white flower blossoms. Bees sip nectar from the flowers. Then, small apples begin to grow on the tree. In late summer, the apples are ripe and ready to be picked. Last, the apples are washed and sent to the store to be sold.

There are many kinds of apples. Some apples are sweet and some apples are tart. Apples can be red, green, or yellow. Many people eat apples as a healthy snack. The apple is a popular fruit!



Read & Look Back:

- Use a yellow crayon to highlight the text that tells what an apple is.
- Use a green crayon to highlight the text that tells when apples are ripe and ready to be picked.
- Use a red crayon to highlight the words from the text that describe the different kinds of apples.

Why did the author write this text?

Read & Respond:

Name _____

Proper Nouns

Circle the words that need a capital letter.

1. dr. brewster wants me to use crest toothpaste.
2. molly and amanda went to arizona and saw the grand canyon.

Homophones

Homophones are two words that sound alike but are spelled differently and have different meanings. Circle the correct homophone in each sentence.

1. The sun's (raise, rays) are very bright.
2. I cannot untie this (not, knot) in my tennis shoes.



Irregular Verbs

Write the past tense verb for each word in parenthesis.

1. I _____ (fall) and hurt my arm.
2. He _____ (sing) in the school play.
3. We _____ (hear) a loud noise in the middle of the night.

Phonics

1. Which word has the same vowel sound as in ude?
shook tool foot
2. Which word has the same vowel sound as in ought?
cook hawk coin



Prefixes

My parents agree with my big brother.

Rewrite the sentence using a prefix to say the opposite.
