

A festive banner with colorful pennants in shades of teal, green, yellow, pink, red, and orange hangs across the top. The entire graphic is framed by a vibrant, multi-colored quilted border featuring various patterns like polka dots, stripes, and geometric shapes. The central text is written in a large, black, cursive script on a white background.

Welcome to
Curriculum
Night



Our Schedule

1. Welcome/ Meet the Teachers!
2. SEL
 - a. What is SEL
 - b. SEL check in
3. PBIS
4. Attendance Policy
5. Communication
 - a. DOJO
 - b. Conferences
6. Assessment Information
7. Curriculum Information
 - a. Content breakdown
 - b. Canvas Introduction
8. Tips for Success
 - a. resources
9. Student Samples
10. Q &A

making
the
most
of
every **MINUTE**

MEET THE TEACHERS

J. Roscoe C. Young J. McDaniel P. Howard S. Shaw





MEET THE TEACHERS

S. Evans



A. Brown



K. Hines



C. Jones



C. McMichael



J. Rohrbach



K. Wilson



M. Williams



Self awareness



Self management



Relationship skills



Social awareness



Responsible decision making

All is well with SEL !

SEL is an acronym for social emotional learning. Each day your scholar participates in an SEL moment.

Focusing on SEL helps to equip students with important skills for managing emotions, learn to express feelings appropriately, feel and show empathy for others, and establish and maintain healthy relationships.



SEL Check-In











PBIS

CCPS is a PBIS district. P.B.I.S. is an acronym for positive behavioral interventions and supports. The goal of PBIS is to emphasize and focus on positive behaviors and reinforcement. PBIS also strives to teach students to self correct and regulate their behavior.



	Always	Classrooms	Technology	Hallways Restrooms	Cafeteria	Dismissal
I Can						
Come Prepared	<p>Be on time and prepared for school.</p> <p>Follow school dress code.</p> 	<p>Bring all materials needed for my class.</p> <p>Always give my best effort.</p>	<p>Charge my device prior to class.</p> <p>Bring my Chromebook and case to school every day.</p>	<p>Walk quietly on the right side of the hall to my designated location.</p> <p>Stand correctly in line while waiting on my turn during a restroom break.</p>	<p>Get everything I need when going through the serving line.</p> <p>Avoid leaning on the milk box and the serving line.</p> <p>Walk directly to my assigned table.</p>	<p>Walk directly to my dismissal location.</p> <p>Keep my dismissal pass in my hand until I have reached my destination.</p> 
Always Listen and Follow Directions	<p>Listen and follow directions given by my teachers and other adults at McGarrah.</p>	<p>Actively listen and follow all classroom procedures including in Art, Computer Science, Music and PE.</p>	<p>Visit websites approved by my teachers.</p> 	<p>Listen to teacher directives in the hallways and for restroom breaks.</p> <p>Use the restrooms quickly and quietly.</p>	<p>Listen and respond respectfully to cafeteria monitors and staff.</p> <p>Remain quiet and wait patiently in the serving line.</p>	<p>Listen to and follow directions given by school staff and the bus driver.</p> <p>Follow all safety rules, even at the bus stop and when walking home.</p>
Think Before You Act	<p>Be focused on making good choices.</p> 	<p>Show self-control.</p> <p>Treat others how I want to be treated.</p> <p>Use appropriate language and tone.</p>	<p>Be a good digital citizen.</p> <p>Treat technology devices and equipment with proper care.</p>	<p>Use quiet manners in the hallway.</p> <p>Use the sink and toilet appropriately.</p> <p>Place only toilet paper in the toilet and flush after each use.</p>	<p>Use conversational tones when speaking at my table.</p> <p>Remain seated at my table.</p> <p>Use good table manners.</p>	<p>Gather all of my belongings prior to leaving the classroom.</p> <p>Go directly to my dismissal area with my pass in hand.</p>
Seek and Give Respect	<p>Always use kind words and good manners. (Please, Thank you, I'm sorry, Excuse me)</p> <p>Accept correction without argument.</p>	<p>Contribute to a positive learning environment.</p> <p>Cooperate with adult directions.</p> <p>Respect my peers and how they feel.</p>	<p>Be a good digital citizen by visiting appropriate websites.</p> <p>Wear my earbuds or headset so I do not disturb others.</p> 	<p>Keep restrooms clean.</p> <p>Respect the privacy of my peers in the restroom.</p> <p>Wait patiently while others finish using the restroom.</p>	<p>Leave the table, seat and floor clean.</p> <p>Use appropriate language.</p> <p>Stay seated until dismissed by cafeteria monitors or staff.</p>	<p>Keep my hands inside of the windows on the bus.</p> <p>Remain seated on the bus keeping my hands to myself.</p> 

Daily Schedule

Time	Subject/Activity
7:00 - 7:45	Morning Work ~ WKIDS News ~ 7:45 S.E.L /RethinkED~ 7:55
8:00 - 9:20	Reading Whole Group 8:00 -8:30 Small Group/Literacy Stations 8:30 - 9:20
9:20-10:05	Specials: <i>Monday:</i> Recess/Health <i>Tuesday:</i> Music <i>Wednesday:</i> P.E. <i>Thursday:</i> Art <i>Friday:</i> Computer Science
10:05 - 11:45	Math Whole Group 10:05- 10:45 Small Group / Numeracy Stations 10:45 -11:45
11:50 - 12:18	LUNCH
12:18 - 1:00	ELA Integrated Curriculum/Writing ESOL PUSH IN - Mrs. Hines
1:00 - 1:30	Science
1:30 - 2:00	Social Studies
2:00	Prepare for dismissal/ D.E.A.R



Attendance Policy

Students may begin arriving at 7:00 am. Instruction begins at 7:45. If your child arrives after 7:45, they are considered tardy and someone must come inside to sign them in. If your child is absent, please send a note explaining the absence. Missing assignments will be given to your scholar by his/her teacher .



Attend Today, Achieve Tomorrow





COMMUNICATION INFO.



- ✓ PLEASE connect on ClassDojo
- ✓ Keep up with your child's behavior
- ✓ View pictures on Class Story
- ✓ Communicate with the teacher through messages



Parent/Teacher Conferences

2 times a year:

1st- August -November

2nd- January-April

*Teacher and Parents may request more if needed.



ASSESSMENT INFO.

This year, all 2nd grade students will take the NWEA MAP assessment. This assessment is closely related to the GA Milestones (GMAS) which students will take in 3rd grade.

- *Untimed

- *Adaptive

- *Taken 3 times a year

- *Shows growth and achievement over a period of time

iReady Instructional program is a two-part product that includes online assessments and online instruction.

- *Diagnostic Assessment is adaptive to each student and automatically diagnoses individual student strengths and weaknesses.

- *Differentiates instruction and delivers an individualized online instruction plan for each student.



CURRICULUM INFO.



Let's explore what is to come in our academic journey.



READING

Phonics


- Sounds
- Spelling patterns
- Long vowels, short vowels



COMPREHENSION


I understand
what I read.

- Asking and answering questions
- Main idea
- Comparing texts



Types of Texts

Informational	Literary
<ul style="list-style-type: none">• Non-Fiction• About a topic• Teaches us facts that are proven to be true• We learn new information	<ul style="list-style-type: none">• Fiction (can have non-fiction elements)• Made up story with a unique plot• Uses Creative writing• We enjoy an entertaining story



MATH

DOUBLE-DIGIT ADDITION

Addition with regrouping is tricky to do,
So here's a little rhyme to help you!
Put your **tens** up high, and
Your **ones** down low...
Add them all together
And you're ready to go!

1	4	5
+	1	8
1	6	3

1 4 5
+ 1 8

1 6 3

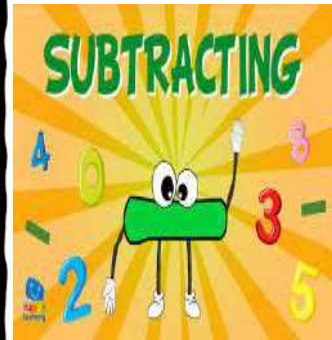
All About Measurement



Our **mathematicians** will learn:

- Addition and Subtraction w/ regrouping
- Place Value
- Measurement
- Time
- Shapes and attributes

SUBTRACTING



SCIENCE



Our Scientists will explore:

- Changes in the environment
- Properties & Changes of Matter
- Sun, moon, and stars
- How to plan and carry out investigations.

Examples of Solids, Liquids, Gases, Plasma



SOCIAL STUDIES



Our **Social Scientists** will engage in learning:

- Historical figures
- Citizenship traits
- Rules and laws
- Georgia history





How can you help at home?

- Allow your scholar to read with you daily.
- Review high frequency words with your scholar.
- Practice handwriting.
- Review math facts consistently with your scholar.

Resources for Success:

Game based educational websites:

<https://www.abcy.com/>
<https://www.funbrain.com/>
<https://pbskids.org/>

Lessons and worksheets:

<https://www.education.com/>
<https://www.k5learning.com/>
<https://www.commoncoresheets.com/>

Educational Youtube Channels:

<https://www.youtube.com/c/officialalphablocks>
<https://www.youtube.com/c/JackHartmann>
<https://www.youtube.com/user/Peekaboo>



Questions?



[illegible]