



2021-22
Orphanage Claims
Training



- Pickup / Snapshot Dates
- Manual Method of Computing Days
- Calendar Method of Computing Days
- Key Components of Claims
- Program Method of Computing Days
- Calculating the Claim
- Reimbursement Reports
- Support



June 15th, 2022

Fund Codes DEF Reg Claims DUE

November 1st, 2022

Fund Codes DEF Sum Claims DUE




Transmission Dates are for the 2021 – 2022 school year only.

The ISBE manuals and planning calendar date schedule should always be consulted for confirmation.

Reimbursement for Fund Codes D, E and F Regular Term is due June 15th, 2022 Reimbursed at 100%

Codes E and F Summer Term is due November 1st, 2022 – Reimbursed at 100%

3 Methods of Computing Days

<p>Manual</p>  <p>Calculate and enter all claim costs by hand</p>	<p>Calendar</p>  <p>Calculate claim costs by hand - Automates Calendar Days</p>	<p>Program</p>  <p>Calculates claim costs - Automates Calendar Days</p>
--	--	--

The next several slides will discuss the Methods of Computing Days in I-Star.

There are 3 methods of computing the claim.

The methods vary from all of the claims calculations done outside of I-Star to almost all of the calculations done using I-Star.

Regardless of which method is used, data entry will be required in I-Star to complete the claim.

MANUAL VS. CALENDAR METHOD

Are you receiving a bill from another public district?

Yes

Use Calendar or Manual Method

Are you receiving a bill from a special education cooperative that has an official calendar?

Yes

Use Calendar Method

Are you receiving a bill from a private facility?

Yes

Use Calendar Method

Let's focus on Manual and Calendar method.

When using these two Methods of Computing days, all calculations for the documentation (50-66A, S50-66B, P50-66B and 50-66C) are done outside of I-Star.

When all of the calculations have been completed, each student record being claimed must be opened and calculation results manually entered.

The only difference between the Manual and Calendar Methods of Computing Days is that the Calendar Method auto fills the days Enrolled/In Session based on the calendar selected.

If the costs are known for the students education, consider the 3 questions on the slide to determine how to enter the claim into I-Star.

WHAT ABOUT MANUAL METHOD??

USE FOR:

Bills from Special Education Cooperatives that do NOT have an official public calendar

Fund Code E (Regular Term Orphanage)

The screenshot shows the 'Claim Data' form for the 2021-2022 school year. The 'Method of Computing Days' section has 'Manual' selected. The 'Participation Rates' section shows '% Regular Ed: 55', 'FTE: 1', and 'ADE: 1.000'. The 'Participation Days' table shows 174 Regular and Total students enrolled and in session. The 'Costs' section shows 'Cost Per 1.0 ADE: 25000' and 'Cost Per Pupil: 25000'.

Enrolled		In Session	
Regular	174	174	174
Total	174	174	174

Manual method of computing days can be used to claim Fund Code E records in I-Star.

Data entry required = FTE, Days Enrolled/In Session and Cost Per 1.0 ADE



CALENDAR METHOD OF COMPUTING DAYS

USE FOR:

Fund Code E (Regular
Term Orphanage)

Fund Code F (Private
Facility Regular Term
Orphanage)

Claim Data (Last Updated By: Train15less Brown - 04/07/2022)

The 2021-2022 Student Claims Data is Open.

Claim Term: Regular Include Claim

Tuition Bill:

Method of Computing Days

Manual Calendar Harrisburg CUSD 3 - 20-083

Calendar (Cost) Program Show Coop Programs

Participation Rates

% Regular Ed: 55 FTE: 1 ADE: 1

Participation Days

	Enrolled	In Session
Regular	174	174
Total	174	174

Costs

Cost Per 1.0 ADE: 25000

Cost Per Pupil: 25000

Calendar method of computing days can be used to claim Fund Code E records.
Data entry required = FTE and Cost Per 1.0 ADE

Calendar method of computing days is Required for Fund Code F in I-Star.

Private Facilities have a per diem. Ed Cost/Pupil cannot exceed per diem X days in session. This will generate a Warning in I-Star indicating the cost is too high. However, ISBE suggest you enter total bill amounts.

Note: A Related Service of 25 (transportation) should be included on the student approval. For Fund F, 100% can be claimed in I-Star for transportation.

Days 'Enrolled' and 'In Session' will fill based on the District Calendars begin and end dates. This is the key difference between Manual and Calendar Method of Computing Days.

Month		Year				
Mon	Tue	Wed	Thu	Fri	Sat	Sun

Traditional Calendar Method

Method of Computing Days

Manual

Calendar Harrisburg CUSD 3 - 20-083-▼

Calendar (Cost)

Program Show Coop

Participation Rates

% Regular Ed: FTE:

ADE:

Participation Days

	Enrolled	In Session
Regular	<input type="text" value="43"/>	<input type="text" value="174"/>
Total	<input type="text" value="43"/>	<input type="text" value="174"/>

Costs

Cost Per 1.0 ADE:

Cost Per Pupil:

Calendar Method:
Data Entry - FTE and Cost per 1.0 ADE

What is Cost Per 1.0 ADE?
Cost of the program for a student that is present all day for the entire year.

- Use this Method when:
- Cost per 1.0 ADE is available or
 - ADE is 1.0 or
 - Claiming district per capita tuition charge

AVERAGE DAILY ENROLLMENT (ADE)...

What is ADE? $\text{Days Enrolled} / \text{Days in Session}$

What happens if ADE is less than 1.0? Cost Per Pupil will decrease

When would ADE be less than 1.0?

- Student did not attend all day the entire school year
- Program started after the first pupil attendance day on the official public calendar (ie. PreK programs, Kindergarten programs)

SIS Enrollment Begin Dates are defined as the first day the student is expected to attend. I-Star Approval Begin Dates must coincide with SIS dates.

This can cause student ADE to be less than 1.0.



Calendar (Cost) Method



Method of Computing Days		
Manual	<input type="radio"/>	
Calendar	<input type="radio"/> Harrisburg CUSD 3 - 20-083- ▼	
Calendar (Cost)	<input checked="" type="radio"/>	
Program	<input type="radio"/> <input type="text"/> <input type="checkbox"/> Show Coop	
Participation Rates		
% Regular Ed:	78	
FTE:	1	
ADE:	0.247	
Participation Days		
	Enrolled	In Session
Regular	43	174
Total	43	174
Costs		
Cost Per 1.0 ADE:	15000	
Cost Per Pupil:	3705	

Calendar (Cost) Method:
Data Entry - FTE and Cost per Pupil

What is Cost Per 1.0 Pupil?
Costs for the entire year, regardless of days and FTE.

Use this Method when:

- Cost per 1.0 Pupil is available or
- ADE is less than 1.0

Key Components of Claims

Fund Code E and Tuition Bills



80,240	1,214,450	1,181
72,430	(1,563,500)	(1,800)
22,151	(149,050)	564
284	0	0
78,300	5,370	12,662
80,684	0	(11,279)
81,611	484,836	1,873
72,430	(1,545,320)	(1,734)
0	(1,060,484)	(181)
0	(841,615)	383
191	874	0
191	874	0

ISBE 50-66A
Tuition Cost Sheet



ISBE S50-66B
Pupil Documentation



ISBE P50-66B
Personnel Documentation



ISBE 50-66C
Claims Computation and
Tuition Costs



ISBE 50-66D
Depreciation Schedule

Regardless of how you compute the claim(s) for special education students, outside of I-Star or inside of I-Star, these documents are key to the process.

50-66D is available on ISBE's website under Funding and Disbursements. <https://www.isbe.net/Documents/50-66D.pdf#search=depreciation%21schedule>

PROGRAM METHOD OF COMPUTING DAYS

Do you have any Fund
Code E student
approvals?

YES

Can use Program
Method

Do you have any tuition
bills to create for
students that your
district or cooperative
serves from another
district?

YES

Can use Program
Method

The program is an optional tool. Using this method is not a requirement.

```

    u > .active").removeClass("active").end().find('[data-toggle="tab"]').attr("aria-expanded",!0),h?(b[0].offsetWidth,b.addClass("in")):b.removeClass("fade"),b.parent("
    ).find('[data-toggle="tab"]').attr("aria-expanded",!0),e&&e()}var g=d.find("> .active"
    le")||!d.find("> .fade").length);g.length&&h?g.one("bsTransitionEnd".f).emulateTransit
  
```

PROGRAM METHOD OF COMPUTING DAYS

- I-Star generates 50-66A, 50-66B and 50-66C reports
- Student claims calculations are done in I-Star automatically
- Fields will auto-fill on the student record based on calculations
- All reports including cost sheets will be saved and archived in I-Star for each school year

```

    u > .active").removeClass("active").end().find('[data-toggle="tab"]').attr("aria-expanded",!0),h?(b[0].offsetWidth,b.addClass("in")):b.removeClass("fade"),b.parent("
    ).find('[data-toggle="tab"]').attr("aria-expanded",!0),e&&e()}var g=d.find("> .active"
    le")||!d.find("> .fade").length);g.length&&h?g.one("bsTransitionEnd".f).emulateTransit
  
```

Using the Program Method of Computing Days in I-Star allows users to generate the S50-66B and the P50-66B to assist with cost calculations.

The 50-66A for each cost center can be printed. Some fields are completed automatically based on ISBE data.

Reimbursement calculations are done in I-Star for all students attached to a cost center after entering the 1.0 ADE for each.

50-66Cs (Individual Cost Sheets) may be printed at any time.



PROGRAM METHOD OF COMPUTING DAYS

What is a Program (Cost Center)?

A combination of special education instructional services, supportive services supplies, materials, physical plant adjustments and other special educational facilities designated by a local education agency as meeting the common educational needs of a group of students with disabilities.

--Section 130.10 according to the Reimbursement Procedures for Students with Disabilities

PROGRAM METHOD OF COMPUTING DAYS

What is the purpose of a Program (Cost Center)?
Determine the cost per pupil for special education tuition to claim for students that are Fund Code E and/or X.



Which students are included in a cost center?

Cost Centers are specifically created for students whose Fund Codes are E and/or X or if you have an out of district student that you are creating a bill to send to the resident district.

All students receiving services from the Case Manager, teachers, and aides should be included in the program. This is the only way to accurately reflect the 1.0 ADE.



- Total school or district-wide programs are time consuming, less profitable and defy the definition of a program
- Blended Classrooms cannot be claimed as programs, but co-taught are acceptable
- Early Childhood students should never be combined with KG-12 students to form a program. They are not entitled to regular education per cap percentage.

TO DO LIST

- Create Programs
- Per Caps -> Released by ISBE
- Verify salary data is entered
- Add Personnel Records to the Program
- Verify student claims data is entered (including any individual costs)
- Add Student Records to the Program
- Recalculate Days on the S50-66B
- Complete the 50-66A
- Recalculate Program
- Review/Print Reports

This slide provides a basic “To-Do” list to help guide you through this process.

Harrisburg Project highly recommends that the Special Education Director, Business Manager and the Data entry person work together to complete the process.

Once these steps are completed, the 1.0 ADE for the Program will be calculated for each cost center (line 37 of 50-66A) and the claim will be ready for ISBE to pickup.

Remember, the 1.0 ADE for a cost center is what it costs to educate 1 student who is in a cost center 100 % of the time for the entire year with an FTE of 1.0. This is the goal of this process!!!

When all points on the list are completed, you should have the 1.0 ADE for a cost center.

The 1.0 ADE is entered into the cost center and I-Star will do the rest of the work!

The data entry person will more than likely complete many or all of the steps in the Program Method to work. As discussed earlier, there are two reports (S50-66B and P50-66B) that need to be generated.

From these two reports, five numbers are generated that are needed to complete the 50-66A.

What follows are the steps that the data entry person needs to follow to properly generate the S50-66B and P50-66B using the Program Method of Computing Days.

It is important to remember that some of these steps may be done at any time throughout the year.

Create Program



- Approvals and Claims -> Student -> Program Definition

2. Click Add

3. Enter Term -> Program Name -> Preparing District -> Calendar

For the Data Entry person to be able to accurately create the cost centers, they will need:

- * Access to the Program Definition
- * A list of the cost centers
- * A list of personnel involved with each cost center
- * A list of students involved with each cost center


As soon as the list of programs has been obtained, the Data Entry person will be able to begin creating the programs.

To search for programs already created, use the filters to choose or click Search to see all programs.

To create a new program:

1. Student -> Approvals and Claims -> Program Definition
2. Click Add
3. Enter Regular Term -> Program Name -> Preparing District -> Calendar

CREATE PROGRAM



4. Per Cap Information

Per Cap To Use: Preparing District

Other

Resident District

Per Cap Amount:

- Preparing District - for billing purposes only
- Other - for temporary use before per caps are released or to run projections and/or estimated reimbursement calculation
- Resident District - used for all claims

Per Cap Information is automatically loaded into I-Star once it is available

Per Cap to Use

The Resident District Per Cap is always used by ISBE when calculating reimbursement.

The Special Education Director should be consulted if there are questions as to which Per Cap to use.

Use Resident District from Student's Approval record

The Resident District Per Cap is used by ISBE to calculate reimbursement for students.

The Resident District Per Cap should be selected if the Preparing District is the Resident District.


Use the "Preparing District" field if you are billing another district for services you have provided.

Use "Other" field if you are wanting to run projections or estimated reimbursement calculations. If using "Other", it is acceptable to add 10% to last year's district per cap.

Even though a tuition student is not reported by the Serving District, a 50-66C – Claims Computation and Tuition Cost must still be provided to the Resident District for billing and claiming purposes.

The Per Cap used on the Program Method affects the education cost for this student.

CREATE PROGRAM



5. Contact Information

Contact Last Name:

Contact First Name:

Contact Phone:

6. Allow Districts to assign Students to Coop programs?

Allow Districts to assign Students:

7. Click Save

Enter Contact Last Name -> Contact First Name -> Contact Phone

Allow Districts to Assign Students? – this option can be checked if a coop would like for their member districts to be able to assign students to programs the coop creates

Click Save

PERSONNEL SALARY INFORMATION

1. Approvals and Claims IEP
 Student
 Personnel Approvals
 Upload Files

2. Approvals: Uploaded Files SER Lookup
 Reported Un-Reported
 IEP#:
 School Year: 2021-2022
 Last Name:
 Approval Status: Excl
 Work Assign: Excl
 Search

Actions	Full Name	IEPN	WA
<input checked="" type="checkbox"/>	Adams, DemoSonata	9000020	ECT
<input checked="" type="checkbox"/>	Allen, DemoPaloma	9000081	ECT
<input checked="" type="checkbox"/>	Bailey, Train11Chelsey	9000161	
<input checked="" type="checkbox"/>	Baker, DemoAngie	9000028	PA3
<input checked="" type="checkbox"/>	Beil, DemoMarisa	9000034	SL

3. Show Salary Info

4. Hide Salary Info
Salary Information / Offsets
NOTE: Salary fields are not required to be completed if personnel are being reported for approval only (not included on a program).
 Local Salary & Benefits: 0
 Total Federal Salary & Benefits: 0
 Other Salary & Benefits: 0
 Total (Calculated - Local + Federal + Other): 0
 Evidence Based Funding - Personnel: 0

Personnel that provide direct instruction in the program should be attached to the program.

The salary information for each person that will be attached can be entered on the Personnel Approval record.

1. Personnel -> Approvals
2. Search for personnel to attach
3. Click Show Salary Info
4. Enter Local Salary and Benefits
5. If any portion of the salary is paid from non-local funds enter those amounts in:
 - a. Total Federal Salary and Benefits
 - b. Other Salary and Benefits
6. Evidence Based Funding Amount
 - a. Personnel claims were eliminated a few years ago. Each district gets a static dollar amount each year for Personnel. This was based on \$9,000 for full time teachers and \$3,500 for paraprofessionals. The total was taken from the 2015-16 school year reimbursement. This button is on the landing page in I-Star and will display the district amounts. (Base Funding Minimum)
 - b. EBF Offset should be adjusted based on this well before June to determine how much should have to be deducted from the program under receipts. In other words, you may not have to deduct \$9,000/\$3,500 per person if staff has increased since the base funding minimum was set. This should encourage districts to enter all staff providing services each year.

ADD PERSONNEL RECORDS TO THE PROGRAM

- Click Add Multiples

Program Definition (Modify) (Add) (Delete)

School Year: 2022
 Name: 21-22 Test Program for Training
 Term: Regular
 District: Harrisburg CUSD 3
 Dates: 8/18/2021 - 5/27/2022
 Per Cap To Use: Other

Total Cost per 1.0 ADE: Recalc Program

Program Personnel Approval / Claim Data **Add Multiples**

2. Search for staff to add

3. Check box for each personnel record that should be added to the program then click 'Use Selected'

Use Selected

Select	MULTI Select	IEIN	Name	Gender	Ethnicity
<input checked="" type="checkbox"/>	<input type="checkbox"/>	9000029	DemoRoxana J Adams	Female	White
<input checked="" type="checkbox"/>	<input type="checkbox"/>	9000161	Train11Chelsay L Bailey	Female	Black or African American
<input checked="" type="checkbox"/>	<input type="checkbox"/>	9000034	DemoMarisa Bell	Female	Hispanic or Latino
<input checked="" type="checkbox"/>	<input type="checkbox"/>	9000165	Train15Jess Brown	Female	Hispanic or Latino

Multiple OR IEIN:

District:

Last Name:

First Name:

Gender:

Include Retired

Search Clear Search Cancel

Note: Including a district will search EIS with the entered filters. Leaving the district out will perform a name search on EIS.










To add personnel records to the Program:
 Click Add Multiples
 Search for the group of personnel that should be added
 Check the box next to each person to add then click Use Selected

Note: This information should have been provided by the Special Education Director when receiving the list of cost centers.

ADD PERSONNEL RECORDS TO THE PROGRAM

If a staff member does not spend all of their time in this program and will be included in an additional program in I-Star, the allocation ratio must be less than 1.0.

To calculate the allocation ratio, divide the number of students served by this employee in this program by the total number of students served by the employee in the entire year.

Program Personnel Approval / Claim Data 			
Delete	Personnel	Edit Approval	Spec Id.
	Allen, DemoPaloma		A
	Baker, DemoAngie		C
	Fisher, DemoLidia		C
	Ortiz, DemoArlene		A

Personnel Information	
Paloma F Allen	SpecEd Id: A
Function Value:	1200
Allocation Ratio:	1.0000

The Allocation Ratio is the amount of time that the staff member spends with this cost center.

As per the Reimbursement Procedures for Students with Disabilities manual, "The ratio shall be determined by dividing the number of students served by this employee in this program by the total number of students served by the employee the entire year."

The Salary Allocation field will adjust based on the Allocation Ratio entered if salary has been entered on the Personnel record.

If the staff member spends all of their time with students in this program:
Allocation Ratio = 1.0.

However, if they see other students that are not in this program:
Allocation Ratio is NOT equal to 1.0 (a portion of their salary is being used when working with other students)

ADD PERSONNEL RECORDS TO THE PROGRAM

Cost Sheet (5066A) **Personnel Report (P5066B)** Student Report (S5066B) Individual Student Reports

Personnel Data (Print) (Report)

Personnel	IEIN	Spec Id.	Function	Alloc. Ratio	Salary+Benefits	Salary Alk
Allen, DemoPaloma	9000081	A	1200	1.000	\$63,068	\$63,068
Ortiz, DemoArlene	9000038	A	1200	1.000	\$72,405	\$72,405
Baker, DemoAngie	9000028	C	1200	1.000	\$17,500	\$17,500
Fisher, DemoLidia	9000011	C	1200	1.000	\$19,250	\$19,250



P5066B Special Education Documentation Sheet 3/4/2022

SCHEDULE A - PERSONNEL DOCUMENTATION

Program: **21-22 Test Program for Training** Regular Term **2021 - 2022**

IEIN Code	Name Work Assignment	Allocation Ratio	Total Salary	Salary Allocation	Evidence Based Funding Personnel	Ev. Based Funding Alloc	Total Federal Offsets	Fed Funds Allocation	Other State and Federal Salary	Other Salary Allocation
9000081 A	Allen, DemoPaloma ECT	1.00	64,568.00	64,568.00	9,000.00	9,000.00	1,000.00	1,000.00	500.00	500.00
9000038 A	Ortiz, DemoArlene SLD	1.00	73,405.00	73,405.00	9,000.00	9,000.00	1,000.00	1,000.00	0.00	0.00
9000028 C	Baker, DemoAngie PA3	1.00	17,950.00	17,950.00	3,500.00	3,500.00	450.00	450.00	0.00	0.00
9000011 C	Fisher, DemoLidia PA3	1.00	19,850.00	19,850.00	3,500.00	3,500.00	400.00	400.00	200.00	200.00
Subtotals for Function 1200				175,773.00		25,000.00		2,850.00		700.00
Grand Totals:				175,773.00		25,000.00		2,850.00		700.00

All Salary & Benefits and the Evidence Based Funding amount carry from the Personnel record to the Program to generate the P50-66B.

Data from this report is used to complete the 50-66A for claim calculation.

To view and/or print the P50-66B, click the Personnel Report tab on the Program Definition.

STUDENT CLAIM DATA ENTRY

The 2021-2022 Student Claims Data is Open.

Claim Term: Include Claim

Tuition
Tuition Bill:

Method of Computing Days
 Manual
 Calendar
 Calendar (Costs)
 Program Show Coop Programs

Participation Rates
 % Regular Ed: FTE:
 ADE:

Participation Days

	Enrolled	In Session
Regular	<input type="text" value="174"/>	<input type="text" value="174"/>
Total	<input type="text" value="174"/>	<input type="text" value="174"/>

Please Note: If a student has Related Service 25 on the IEP and Approval record, 100% of transportation can be claimed for Fund Code E.

	Regular	Total
Equip Cost:	<input type="text" value=""/>	<input type="text" value="0"/>
Aide Cost:	<input type="text" value="23225"/>	<input type="text" value="23225"/>
Contract:	<input type="text" value="3700"/>	<input type="text" value="3700"/>

To access the student approval record, click the Approval tab while in the student section.

To access the student claim record, click the Claims tab while in the student section.

Students can be attached to Cost Centers on the claim record or from the Program Definition.

A list of students in each cost center should have been provided when you were given the cost center names and the Personnel attached.

Confirm that Program Method of Computing Days has been selected.

Simply select the drop down and find the cost center name that was created under the Program Definition.

Remember, all students receiving services from Personnel assigned to a cost center should be attached. This is to accurately reflect what it costs to educate one student in that specific cost center. In a nutshell, all students that the teacher works with must be included when calculating costs or the teachers salary must be prorated.

Confirm that FTE is entered

Remember to enter any Individual Student costs on the record (Equipment, Aide, Contract)

Please Note: If the student has Related Service "25" on the approval, the Transportation claim field can be utilized.

Claim 100% for Fund E

Add Student Records to the Program



Use Selected

Select	Multi Select All / None	Pupil
<input checked="" type="checkbox"/>	<input checked="" type="checkbox"/>	Demc
<input checked="" type="checkbox"/>	<input checked="" type="checkbox"/>	B
<input checked="" type="checkbox"/>	<input checked="" type="checkbox"/>	De
<input checked="" type="checkbox"/>	<input checked="" type="checkbox"/>	A
<input checked="" type="checkbox"/>	<input checked="" type="checkbox"/>	Butler,
<input checked="" type="checkbox"/>	<input checked="" type="checkbox"/>	Diaz,
<input checked="" type="checkbox"/>	<input type="checkbox"/>	M
<input checked="" type="checkbox"/>	<input type="checkbox"/>	Demoi
<input checked="" type="checkbox"/>	<input type="checkbox"/>	Price,

S5066B Special Education Pupil Documentation											4/7/2022	
SCHEDULE B - PUPIL DOCUMENTATION												
Program: 21-22 Test Program for Training											Regular Term 2021-2022	
Preparing District: Harrisburg CUSD 3												
											Individual Costs	
Pupil Name	Resident District	SIS Id	Fund Code	Days Enrolled	Days Session	ADE	% Sp Ed	Sp Ed ADE	Aide	Equipment	Contract Services	
Adams, DemoSabine	20-083-0030-26	999999010	A	174	174	1.0000	75	0.7500	\$0.00	\$0.00	\$0.00	
Bennett, DemoThalia	20-083-0030-26	999999006	A	174	174	1.0000	27	0.2700	\$0.00	\$0.00	\$0.00	
Butler, DemoLyndon	20-083-0030-26	999999019	A	174	174	1.0000	77	0.7700	\$0.00	\$0.00	\$0.00	
Diaz, DemoAnyia	20-083-0030-26	999999004	E	174	174	1.0000	75	0.7500	\$23,225.00	\$0.00	\$3,700.00	
Mitchell, DemoKayden	20-083-0030-26	999999011	A	174	174	1.0000	86	0.8600	\$0.00	\$0.00	\$0.00	
Price, DemoEamon	20-083-0030-26	999999024	A	174	174	1.0000	87	0.8700	\$0.00	\$0.00	\$0.00	
Roberts, DemoMuriel	20-083-0030-26	999999020	A	174	174	1.0000	87	0.8700	\$0.00	\$0.00	\$0.00	
Rodriguez, DemoOcean	20-083-0030-26	999999002	A	173	174	0.9940	32	0.3181	\$0.00	\$0.00	\$0.00	
Ross, DemoLorge	20-083-0030-26	999999005	A	174	174	1.0000	46	0.4600	\$0.00	\$0.00	\$0.00	
Smith, DemoMack	20-083-0030-26	999999013	A	174	174	1.0000	50	0.5000	\$0.00	\$0.00	\$0.00	
Smith, DemoMack	20-083-0030-26	999999013	A	174	174	1.0000	77	0.7700	\$0.00	\$0.00	\$0.00	
Young, DemoWilliam	20-083-0030-26	999999003	A	173	174	0.9940	37	0.3678	\$0.00	\$0.00	\$0.00	
Totals Students	11							Totals this Program	7.550	\$23,225.00	\$0.00	

To attach students from the Program Definition instead of on each claims record:

1. Click the Student Report tab.
2. Click Add multiples
3. Put a check in the box next to each student that should be added then click 'Use Selected'
4. After all students are added, click Re-calc Days to ensure that all student days are reflected properly to calculate the ADE on the 50-66A

COMPLETE 50-66A

Items needed to complete 50-66A:

- Previous Year District Annual Financial Report (AFR) - located under Resources on Hbug website
- Data for use on the Tuition Cost Sheet spreadsheet - released by ISBE late Spring - located on ISBE's website and under Resources on Hbug website
- Documentation on any items purchased for the program not included on district expenditures AFR
- Open Program Definition and click Edit under the Cost Sheet (5066A) tab



Next, the 50-66A must be completed to get the Total Cost per 1.0 ADE for each program. This is Line 37 of the 50-66A.

Once the 5066A has been completed, the Total Cost per 1.0 ADE is generated on the program after clicking Recalc Program.

To edit the 50-66A, click the pencil under the edit column. To print, click Print beside Program Cost Sheet.

COMPLETE 50-66A

Cost Sheet		
School Year	<input type="text" value="2022"/>	
Program	<input type="text" value="21-22 Test Program for Tri"/>	
Term	<input type="text" value="Regular"/>	
Special Education Data		
1. Total ADE this program - from Student form	<input type="text" value="6.805"/>	<input type="button" value="Reload"/>
2. Days in session this program	<input type="text" value="174"/>	
3. Total number Sp.Ed. Students enrolled in this district	<input type="text" value="1791"/>	<input type="button" value="Reload"/>
Regular Education Data		
4. Total number Students enrolled in this district	<input type="text" value="368"/>	<input type="button" value="Reload"/>
5. Days in Session - from district calendar	<input type="text" value="174"/>	<input type="button" value="Reload"/>
6. District per capita tuition charge	<input type="text" value="8980"/>	<input type="button" value="Reload"/>

Some fields are auto-filled, but can be edited if needed. To auto-fill a line, click the Reload button if it's available.

Hit reload next to each field to generate the current year number.

See specific instructions for completing the 50-66A Tuition Cost Sheet in the Student Reimbursement manual:

Line 1: Enter Totals this Program from S50-66B.

Line 2: Enter the number of days that the program is in session.

Line 3: Enter the total number of special ed students listed on the most recent Dec 1 child count. This is provided on the Data for use on the special education tuition cost sheet.

Line 4: Enter the total number of students enrolled as reported on the fall housing report.

Line 5: Enter the total attendance days in session from the public school calendar.

Line 6: Enter the district per cap. This is provided on the Data for use on the special education tuition cost sheet.

Expenditures					
Line #	Functions	Special Education	Regular Education	Cost Acct	Total
7	1200 - Instruction	175,773		<input checked="" type="checkbox"/>	175,773
8	2112 - Attendance			<input type="checkbox"/>	0
9	2113 - Social work Services			<input type="checkbox"/>	0
10	2120 - Guidance Services		315,012	<input type="checkbox"/>	5,825
11	2130 - Health Services		147,596	<input type="checkbox"/>	2,729
12	2140 - Psychological Services			<input type="checkbox"/>	0
13	2150 - Speech Pathology and Audiology Services	128,844		<input type="checkbox"/>	490
14	2210 - Imprv. of Instruction		179,233	<input type="checkbox"/>	3,314
15	2220 - Educational Media Serv.		107,212	<input type="checkbox"/>	1,983
16	2310 - Board of Education Serv.		4,051	<input type="checkbox"/>	75
17	2320 - Executive Administration		182,535	<input type="checkbox"/>	3,375
18	2330 - Special Area Admin.			<input type="checkbox"/>	0
19	2410 - Office of Principal		500,061	<input type="checkbox"/>	9,247
20	2510 - Direction of Business		22,863	<input type="checkbox"/>	423
21	2520 - Fiscal Services		61,082	<input type="checkbox"/>	1,130
22	2570 - Internal Services			<input type="checkbox"/>	0
23	2600 - Support Serv. - Central			<input type="checkbox"/>	0

Other Function and Depreciation					
Line #	Functions	Special Education	Regular Education	Cost Acct	Total
24	2110		17,820	<input type="checkbox"/>	330

Other Total

24. Enter other function 330

25. Equipment Depreciation (Special Education) 0

Line 7: Verify the amount that is found under Grand total salary allocation on the P50-66B.

Lines 8-24: Enter all expenditures in either Column A or Column B to designate the population to which expenditures directly pertain. Do not include expenditures incurred for an individual student. These costs are listed on the Special Education Tuition Bill and/or Claim Computation (ISBE Form 50-66C). Do not list expenditures in both Columns A and B.

For Lines 8 – 24, depending on the cost accounting specificity of the local education agency, determine the expenditures that are to be reported under Column A (expenditure serves total number of special education students enrolled) or Column B (expenditure serves total number of students enrolled). Expenditures for a specific function CANNOT be listed in both Column A and Column B. All personnel whose salaries and benefits are included in expenditures reported under Column A must be approved on the Special Education Personnel Approval File. All personnel in Line 7 or any other function where costs are directly carried from Column A to the Totals column must be listed on the Special Education Documentation Sheet, Schedule A Personnel documentation (ISBE Form 50-66B)

4 “Special” Lines: 9, 12, 13, 18

Note: Effective October 5, 2106, per capita expenditures recorded in Functions 2113 (Social Work Services), 2140 (Psychological Services), 2150 (Speech Pathology and Audiology Services) and 2330 (Special Area Administrative Services) are allowed to be calculated by dividing the allowable expenditures by the total number of special education students enrolled. All personnel whose salaries and benefits are included in expenditures reported under Column A must be approved on the Special Education Personnel Approval file.

Line 24: Click the check box and then enter the function number and any expenditure directly related to the provision of services for the students specified on Line 1 that are not listed elsewhere on the Cost Sheet.

Operation and Maintenance		
26. All 2540 expenditures	<input type="text" value="1,002,024"/>	
27. Number of district-owned classrooms <input type="button" value="Reload"/>	<input type="text" value="137"/>	
28. Cost / Classroom (line 26/27)	<input type="text" value="7,314"/>	
29. Number of district owned classrooms used in this program	<input type="text" value="2"/> x Line 28 =	<input type="text" value="14,628"/>
30. <input checked="" type="radio"/> Depreciation (Line 1 = \$200) <input type="radio"/> Rent		<input type="text" value="1,361"/>
31. Other (Description) <input type="text"/>		<input type="text" value="0"/>
	Total	
32. Total Expenditures		<input type="text" value="220,683"/>
Offsets <input type="button" value="Reload"/>		
33. Evidence Based Funding - Personnel		<input type="text" value="25,000"/>
34. Total Federal Offsets		<input type="text" value="2,850"/>
34 A. Other State and Federal		<input type="text" value="700"/>
35. Total Offsets		<input type="text" value="28,550"/>
Net Expenditures		
36. Line 32 minus (-) line 35		<input type="text" value="192,133"/>
37. Line 36 divided (/) by line 1 (Total cost per 1.0 ADE)		<input type="text" value="28,234"/>
<input type="button" value="Calculate & Save"/>		

Line 26: If the classroom space used in the program is owned by the district/cooperative, enter all operation and maintenance expenses EXCEPT capital outlay, life-safety building improvements or asbestos abatement. In instances where the program includes multi-site locations, separate computations may be necessary. Include a statement that off-sheet computations were made to support the expenses listed and maintain documentation of any such computations.

Line 27: Enter the aggregate number of all classrooms here. This information is provided on the Data for Use on the Special Education Tuition Cost Sheet.

Line 28: Divide Line 26 by Line 27 to determine the average operating cost for classrooms in the district/cooperative.

Line 29: Enter the number of district owned classrooms used in the program for which the Cost Sheet is being completed and multiply by the average operating cost for classrooms, Line 28. The number of classrooms should correlate to the number of teachers included in Line 7.

Line 30: If the classroom space used in this program is owned by the district, click the Depreciation radio button and the program will calculate the amount for line 30. If this space is rented, enter the rent paid on line 30.

Line 31: Include any special expense, not previously entered and described. Include a statement that off-sheet computations were made to support the expenses listed and maintain documentation of any such computations.

Line 32: Calculate the total for Lines 7 through 31 and enter the sum.

Line 33: Enter the amount listed under Grand Total Reimb Allocation from the P50-66B.

Line 34: Enter the amount listed under Grand Total Fed Funds Allocation from the P50-66B.

Line 35: Total of lines 33 and 34.

Line 36: Subtract line 35 from 32.

Line 37: Divide line 36 by line 1. This is the Total Cost per 1.0 ADE for the program. This amount reflects what it costs to educate one student who is 100% special ed, has a 1.0 FTE, and is in this program all year.

RECALCULATE PROGRAM

Total Cost per 1.0 ADE: 28234 [Recalc Program](#)

- Populate 50-66C and/or Tuition Bills for the Program

[Cost Sheet \(5066A\)](#) [Personnel Report \(P5066B\)](#) [Student Report \(S5066B\)](#) [Individual Student Reports](#)
(Print Student Worksheet 5066C)
(Print Tuition Bills)

- Calculates Costs on student records and estimated reimbursement
- As due dates approach, this process will run nightly automatically



On the Program Definition click Recalc Program to ensure that all calculations are performed.

Individual Student Reports can be viewed and/or printed by clicking Individual Student Reports.

These reports can be used for hard copy files, audit purposes and/or billing purposes.

REIMBURSEMENT REPORTS

Print or Save Reports for record:
Student Reimbursement Funds DEF Regular Term

The screenshot displays the T-STAR Reports web application interface. At the top, a blue navigation bar contains the following tabs: Goal Mine, Facility Search, IEP Quality, Reports (circled in blue), User Guide, and Recent Updates. Below the navigation bar, a header section titled "T-STAR Reports" contains two dropdown menus: "Report Type: Student" (circled in blue) and "Report Category: Reimbursement / Claim" (circled in blue). The main content area is divided into two sections. On the left, under the heading "Select Report Description", there is a list of reports with radio button selection options. The report "Student Reimbursement Funds DEF Regular Term" is circled in blue. On the right, under the heading "Report Description:", there is a text box with the placeholder text "Select a report to see description here..." and a small icon in the bottom right corner.

Select Report Description
<input type="radio"/> Computation Sheet - Excess Cost
<input type="radio"/> Computation Sheet - Orphanage
<input type="radio"/> Computation Sheet - Private Facility
<input type="radio"/> Computation Sheet - Summer Orphanage
<input type="radio"/> Programs By Resident District
<input type="radio"/> Student Reimbursement Blank Data Form
<input type="radio"/> Student Reimbursement Fund B
<input checked="" type="radio"/> Student Reimbursement Funds DEF Regular Term
<input type="radio"/> Student Reimbursement Funds DEF Summer Term
<input type="radio"/> Student Reimbursement Funds X and J
<input type="radio"/> Student Tuition Summary Page
<input type="radio"/> Students with Days Enrolled By Resident District And Fund Code



I-Star

SUPPORT

ISBE Funding & Disbursements
(217) 782-5256
jwhitlow@isbe.net
<https://www.isbe.net/Pages/Special-Education-Programs.aspx>

Harrisburg Project
(800) 635-5274
support@hbug.k12.il.us
www.hbug.k12.il.us