



2018 NFHS BOYS LACROSSE RULE REVIEW

National Federation of State
High School Associations



Take Part. Get Set For Life.™

NFHS RULES COMMITTEE

2017 NFHS Boys Lacrosse Rules Committee



Robert B. Gardner
NFHS
Publisher



James Weaver
NFHS
Editor



Thomas Neubauer
Dover, DE
Chair - 2019



Donald Glover
Brunswick, ME
Coaches - 2017



Jason Neely
Lakewood, CO
Officials - 2019



Dean Corkum
Essex Junction, VT
Section 1 - 2018



David Leete
Coventry, CT
Section 1 - 2018



John Titus
Bon Air, VA
Section 2 - 2020



Thomas Cummings
Arlington Heights, IL
Section 4 - 2020



Rich Matter
Brooklyn Center, MN
Section 5 - 2017



Mark Kanagy
Windsor, CO
Section 6 - 2020



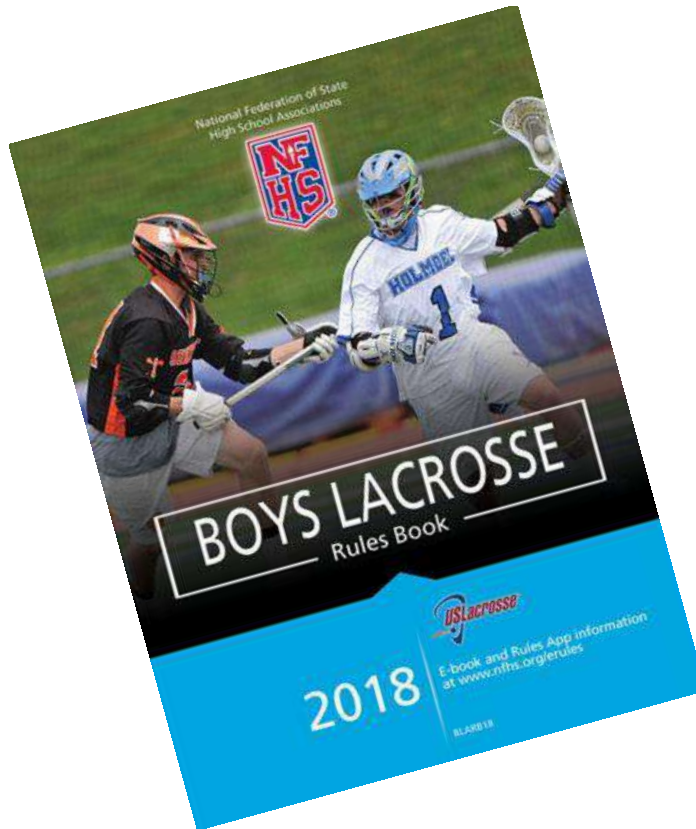
Jeff Young
Maui, HI
Section 7 - 2019



David Seidman
Yardly, PA
U.S. Lacrosse



2018 NFHS RULES BOOK



- 2018 Boys Lacrosse Rules Book available at:

www.nfhs.com

<http://www.nfhs.com/c-198-boys-lacrosse.aspx>

\$8.20 Plus S/H



NFHS RULES E-BOOKS

The screenshot shows the NFHS website with the following elements:

- Navigation bar: NFHS.org, NFHSLearn.com, NFHSNetwork.com, Activities & Sports, NFHSForYou.
- Breadcrumbs: Home > Articles > Rules Books and Case Books Available as E-books.
- Title: Rules Books and Case Books Available as E-books.
- Text: Below is a listing of the e-books currently available for purchase. The Amazon versions can be downloaded and used on Apple or Android devices with the Kindle app.
- Table of e-books:

2015-16 Books	iTunes	Amazon
2015-16 Water Polo Rules Book	iTunes	Amazon
2015-16 Basketball Rules Book	iTunes	Amazon
2015-16 Basketball Case Book	iTunes	Amazon
2015-16 Ice Hockey Rules Book	iTunes	Amazon
2015-16 Wrestling Rules Book	iTunes	Amazon
2015-16 Wrestling Case Book and Manual	iTunes	Amazon
2015-16 Spirit Rules Book	iTunes	Amazon
2015 Football Rules Book	iTunes	Amazon
2015 Football Case Book	iTunes	Amazon
2015-16 Swimming and Diving Rules Book	iTunes	Amazon
2015-16 Soccer Rules Book	iTunes	Amazon
2015-16 Volleyball Rules Book	iTunes	Amazon
2015-16 Volleyball Case Book and Manual	iTunes	Amazon
2015-16 Field Hockey Rules Book	iTunes	Amazon
2014-16 Girls Gymnastics Rules Book	iTunes	Amazon

- E-Books are available for purchase at:
www.nfhs.org/ebooks/

\$6.99 Apple or Android

NFHS RULES APP



NFHS Rules

NFHS Sports

Everyone

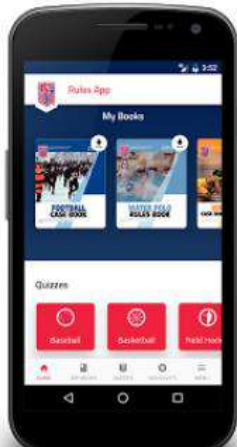
This app is compatible with all of your devices.

★★★★★ 20

Installed

- Rules App available
- On iTunes and Google Play

\$6.99 Apple or
Android



WWW.NFHS.ORG

ACTIVITIES & SPORTS – BOYS LACROSSE

[NFHS.org](#)[NFHSLearn.com](#)[NFHSNetwork.com](#)[Sign In](#)[Register](#)

NATIONAL FEDERATION
OF STATE HIGH SCHOOL
ASSOCIATIONS

[Activities & Sports](#)[NFHS For You](#)[WeAreHighSchool™](#)[Resources](#)[Home](#) > [Activities & Sports](#) > [Lacrosse-Boys](#)

Lacrosse-Boys

Lacrosse-Boys Articles

[View All](#)

New Faceoff Procedure Among
Rules Changes in High School
Boys Lacrosse



OHSAA to Sponsor Boys and
Girls Lacrosse Beginning in
2016-17



Implementation of Boys
Lacrosse Rule 1-7-3 Delayed
Until 2016



Restart Procedure Altered in
High School Boys Lacrosse



Rules Changes

Boys Lacrosse Rules Changes - 2016

Assignor and State Rules Interp

JP Bennett

Text First (Give me 30 minutes to respond)

302-293-3636

Call Second (If I have not responded to your text)

302-293-3636

Email for non-emergency

jpphillylax@gmail.com





2018 NFHS BOYS LACROSSE RULE REVISIONS


National Federation of State
High School Associations



Take Part. Get Set For Life.™

Major Rules Changes
Situations and Rulings
Points of Emphasis
Corrections

RULES VIDEO





2018 NFHS BOYS LACROSSE

National Federation of State
High School Associations



Take Part. Get Set For Life.™

Major Rules Changes

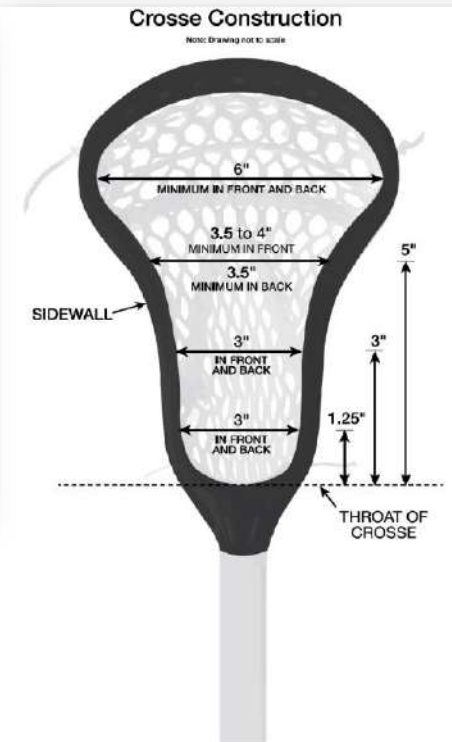
CROSSE DIMENSIONS

RULE 1-6-1

PAGE 13

- Beginning in 2018, minimum stick specifications shall be as follows:

Measurement from throat (inches)	Minimum distance between narrowest point of head (inches)
1.25	3 (all measurements)
3.0	3 (all measurements)
5.0	3.5 to 4 on front, 3.5 on back
Widest point	6 (all measurements)

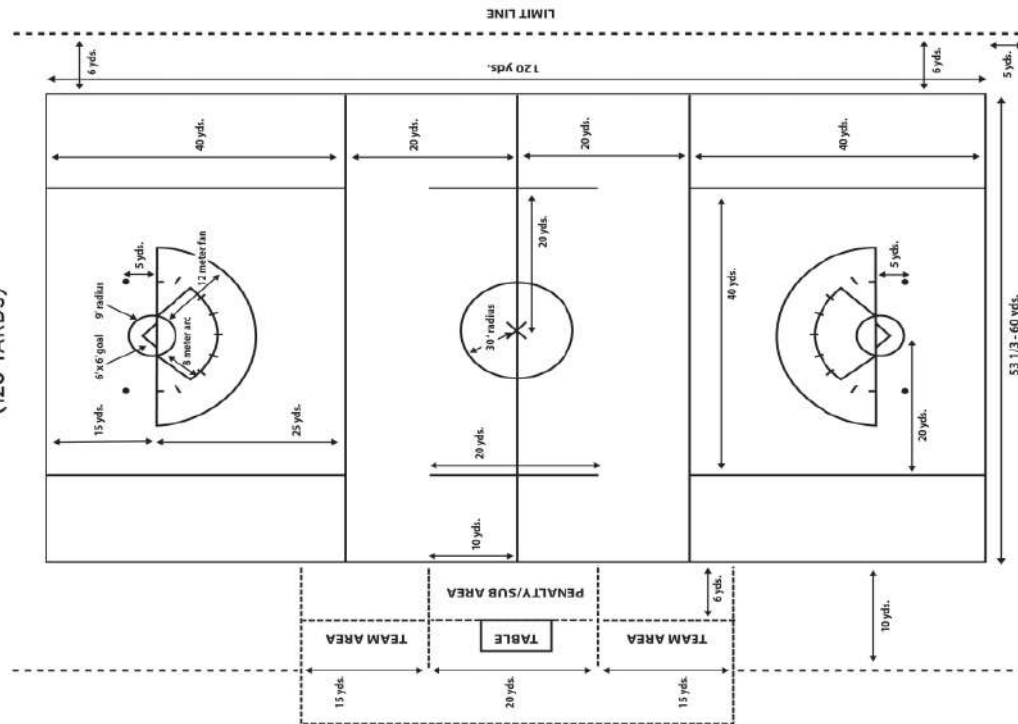


Adopt the 120-yard Unified girls and boys field as an allowed field option..



BOYS' AND GIRLS' UNIFIED FIELD MARKINGS

(120 YARDS)



Note: Pockets of nontraditional synthetic material manufactured for lacrosse are permitted. The pocket must meet the specifications of 1-7.

Note: Beginning in 2022, the home team will be required to wear white jerseys, and the away team will be required to wear non-white jerseys.

The official shall make certain that the reverse surfaces of the crosses match evenly in that the top of one head lines up with the throat of the other and are perpendicular to the ground.

n. A contrasting color between the head and the top glove must be visible on the shaft at faceoffs. The circumference of the shaft shall not exceed 3.5 inches.

Note: This can be accomplished with:

1. Original shaft color
2. Paint
3. A single wrap of tape or
4. Other material

A goal shall be disallowed:

- A. If a shot is released after the game horn sounds to indicate the end of a period.

A goal shall be allowed:

- O. A goal will be allowed if the shot is released prior to the end of the period.

4-18-4 PENALTY

PAGE 47

PENALTY: Conduct foul on the defensive player. A second violation by the ~~player~~ team will be enforced as releasable *unsportsmanlike conduct*, served by the offending player.



- ART. 2... The following are examples of illegal procedure:
 - x. Failure to wear a required mouthpiece properly (unless it comes out during play).

The stall warning remains in effect until:

- A goal is scored
- A shot that hits the goal pipes
- A shot that hits the goalie or hits his equipment
- The defensive team gains possession
- The period ends resulting in a faceoff

RESUMING PLAY AFTER PENALTY

When a penalty occurs and the ball is in the offended team's offensive half of the field, the ball shall be put in play by the team awarded the ball, at the spot where the ball was when play was suspended.

If the ball was in the goal area when play was suspended, it shall be restarted nearest to the spot of the ball at the time of the whistle, 20 yards laterally outside the goal area.



D. A shot is taken that does not result in a goal, unless the shot is caught in the air by a teammate.

J. A second defensive foul is committed during the final two minutes of regulation play with the team that is ahead possessing the ball, unless a scoring play is imminent.

A shot remains a shot until

- The ball comes to rest on the field
- The ball hits the ground and goes past the goal
- Possession is gained by any member of the defensive team; or
- After hitting the goalkeeper, goalkeeper equipment, goal posts or crossbar, the ball is touched by any player of either team other than the defending goalkeeper, or an official



2018 NFHS BOYS LACROSSE

National Federation of State
High School Associations



Take Part. Get Set For Life.™

Points of Emphasis

POINTS OF EMPHASIS

Points of Emphasis – Page 93

- Mouthpieces
- Face-offs
- Slow Whistle
- Shots at the end of Periods
- Crosse Change in 2018



POINTS OF EMPHASIS MOUTHPIECES

In 2017 the foul for a mouth guard violation was changed from a personal foul to technical foul to encourage penalty enforcement for those who violate the rule. Coaches should encourage players to wear mouth guards properly (i.e. No Fish hooking) and legally, officials are expected to call the foul.





POINTS OF EMPHASIS FACE-OFFS

- A. Face off players are allowed to make contact first however only legal contact is allowed on players taking a faceoff.
- Legal body contact includes checking a player who has no other part of the body touching the ground except the feet.
 - Body checks must be made below the neck, above the waist and to the front or side of an opponent.
 - Illegal body checks, including spearing with the head, shall be strictly enforced.





POINTS OF EMPHASIS FACE-OFFS

B. Faceoff players must have a visible contrasting color between the head and top glove on the shaft.

Contrasting color can be accomplished with:

- The original shaft color
- Paint
- A single wrap of tape or
- Other materials that does not make the shaft circumference exceed 3.5 inches





POINTS OF EMPHASIS FACE-OFFS

C. Officials should continue to enforce the face off procedure:

- The player's reverse surfaces of the crosse shall match evenly so that the top of one head aligns with the throat of the throat of their opponent.
- Additionally both heads shall be perpendicular to the ground.



POINTS OF EMPHASIS SLOW WHISTLE

When there is a flag down during a slow whistle situation. The attacking team is *no longer required* to keep the ball in the goal area.

* Unless required by rule or officials. *

NOTE: Team A must still meet requirement for advancing the ball into the goal area.





POINTS OF EMPHASIS

SHOTS AT THE ENDS OF PERIODS

A goal will be allowed if the shot is released prior to the end of a period.

NOTE: Goal not counted if Team A add impetus to shot. Goal counts if Team B deflects shot and it enters goal. The shot ends when Team B gains possession or ball comes to rest.





2018 NFHS BOYS LACROSSE

National Federation of State
High School Associations



Take Part. Get Set For Life.™

Situations and Rulings



1.9.1 SITUATION E

PAGE 20

SECTION 9: PLAYER EQUIPMENT

A1 scores a goal. Before the next faceoff, it is noticed that (a) A1 is not wearing a legal uniform;

(b) A1 is not wearing one or more mandatory pieces of protective equipment other than a mouthpiece;

(c) has no mouthpiece.

RULING: (a) Goal counts technical violation with no time served.

(b) Goal counts and A1 serves a 1-minute non-releasable penalty for illegal equipment;

(c) Goal counts, technical violation, no time served. In all cases the game restarts with the ball awarded to team B on its offensive half of the field at the Center.



2.1.4 SITUATION

PAGE 24

SECTION 1: NUMBER AND DESIGNATION OF PLAYERS

- Team A coach adds (a) an additional player to the team roster after the game has begun. (b) The coach adds several additional players to the roster after the game has begun. RULING: Legal.



4.3.1 SITUATION H (NEW) PAGE 35

B1 slashes A1. Flag down. A1 shoots, and the period ends while the shot is in the air. The ball enters the goal.

RULING: The goal counts and B1 serves 1-minute. The next period shall begin with a man-down faceoff.



4.3.3 SITUATION C

A1 comes to center to take a faceoff with:

- (a) no contrasting color on the shaft, or
- (b) has tape on the plastic throat of the shaft.

RULING: In both cases, technical foul on Team A for delay of game. Award the ball to Team B in offensive end.

NOTE: A1 does not serve penalty time and his crosse is legal for play other than faceoffs.



4.14.3 NEW

PAGE 46

Over-and-back has not occurred if after a face-off, before either team gains possession, the ball is propelled into defensive area then back over the center-line.

NOTE: Over-and-back may only occur after team possession in its own goal area.



4.18.1 SITUATION E

PAGE 47

Team B has 2 or more players in crease attempting to block a shot. B1, B2 & B3 are all in crease.

Team B players will serve.

- B1 :30 Conduct Foul
- B2, B3 1:00 Releasable Personal Foul

NOTE: If Team B was penalized for same infraction prior to this, B1, B2 & B3 would all serve 1:00 releasable personal fouls.



4.18.2 SITUATION G

B1 (not the goalkeeper) picks up a loose ball or catches a pass while in the crease.

- B1 still in crease as A1 checks his crosse causing the ball to enter goal.

RULING: *Legal goal.* Interference may be called only when the designated goalkeeper is involved.



A1 shoots while B1 Goalkeeper is away from the crease area. While the shot is in flight, B2 steps in the crease to block the shot.

RULING: Play-on until the shot comes to its normal conclusion.

NOTE: B2's first violation no time serve. Any subsequent violation on B2 will result in 1:00 releasable foul.



4.26 SITUATION

PAGE 56

- (a) The ball goes out-of-bounds on the end line.
- (b) The ball goes out of-bounds on the end line following a **flag down slow whistle**. Either team calls a timeout.

RULING: In (a), the ball should be re-started at the spot where the ball crossed the end line. In (b), the ball should be re-started **outside the goal area**.



6.2.1 SITUATION J NEW

PAGE

67

Goalkeeper A1, who is in his crease with possession, throws an outlet pass while attack player B1 stands in front of the crease in a covering position. A1 releases the ball. His natural follow-through causes contact with B1's crosse.

RULING: Goalkeeper interference by B1. Play-on, and award the ball to Team A at center if the pass is not completed.



6.5.2 SITUATION O

PAGE 73

During the faceoff, but before possession is gained, A1 pushes B1 who is attempting to secure the ground ball, in B's defensive side of the field.

Official awards the ball to B at the spot of the infraction.

RULING: Correct. The ball is moved to the offended team's offensive side of the field only on a pre-whistle violation.



6.5.2 SITUATION Q NEW

PAGE 73

A1 shoots and scores. When the official goes to get the ball out of the goal, the goalkeeper shows him that his crosse or any other piece of required equipment is broken.

RULING: If the goalkeeper notices the broken equipment, he should verbally notify the officials immediately during the play so the officials can stop play to correct the problem. The goal stands since the problem was not noticed by the officials nor acknowledged by the goalkeeper before the shot was in flight.



Goalkeeper B1, seeking to stop play in an unsettled situation:

- (1) Intentionally breaks required equipment or drops a glove; or
- (2) Yells to the officials that his equipment is broken when he broke it intentionally in order to stop play.

RULING: The officials stop play and assess a two-minute nonreleasable unsportsmanlike conduct penalty on B1.



6.10.2 SITUATION F

PAGE 76

Team A has been warned to “keep it in.” After recovering a shot:

- (a) that hit the goal, goalkeeper, or his equipment, or
- (b) Team B deflects pass or causes ground ball to leave defensive area. Does Team A get new :10 count “get it in”?

RULING: (a) Stall warning has ended

(b) Yes, stall warning continued with full :10



6.10.3 SITUATION C

PAGE 77

Team A is ahead by four goals or less in the 4th quarter.

Team A satisfied the initial :10 count with 2:07 remaining.
Team A carries or passes ball outside the goal area with 2:02 remaining.

At 2:00 mark, the official warns Team A to “get it in” and starts a visual :10 count.

RULING: Correct procedure. Automatic stalling is in effect for Team A. Team A must “get it in” and “keep it in” the goal area.



7.3 SITUATION D

PAGE 82

After a faceoff and before possession has been declared or the ball crosses the defensive-area line, B4, who was behind the defensive-area line at the beginning of the faceoff, comes across the defensive-area line to play the loose ball.

RULING: Technical foul against B. Ball awarded to Team A at the spot where the ball was when play was suspended.



7.11.2 SITUATION A

PAGE 90

While ball is loose in the crease, A1 interferes with goalkeeper B1.

RULING: Play-on situation. If B1 fails to gain possession of the ball, ball is awarded to Team B, in the crease.





2018 NFHS BOYS LACROSSE

National Federation of State
High School Associations



Take Part. Get Set For Life.™

Corrections

- Crosse shall measure between **6** and 10 inches.
 - Not 6-1/2 inches as mentioned

Other sections effected:

Situation 5.5B Page 60

POE Crosse Change Page 93



4-18-4 SITUATION

PAGE 49

- Replace the reference to “B2” in the beginning of the 2nd and 3rd paragraphs with “the team”,
 - Reflects the rule change.





2018 NFHS BOYS LACROSSE

National Federation of State
High School Associations



Take Part. Get Set For Life.™

NFHS Services and Initiatives



Accredited Interscholastic Coach – National Coach Certification Program –

National Federation of State
High School Associations



Take Part. Get Set For Life.™

More Information at nfhslearn.com!

Level One National Certification Course Requirements:

- Fundamentals of Coaching
- First Aid, Health and Safety for Coaches
- Sport-specific Course or Teaching Sports Skills
- Concussion in Sports (FREE)



Coaching Boys Lacrosse

Course Objectives

- Differences between girls and boys lacrosse sessions
- Methods and techniques for teaching lacrosse
- Learn basic rules of boys lacrosse
- How to create drills and structure effective practice sessions
- How lacrosse is played
- Player positions and game structure

Understand essential beginning lacrosse skills and be able to teach those skills to players

Take Part. Get Set For Life.™

National Federation of State
High School Associations



Units

- Origin and Background Game
- Teaching Lacrosse
- Team Tactics
- Playing the Game
- Skills and Techniques

More Information at nfhslearn.com



Interscholastic Officiating

- Officiating Basics
- The Science of Officiating a Contest
 - The Art of Officiating a Contest
 - Putting it All Together

National Federation of State
High School Associations



Take Part. Get Set For Life.™

- Rules Knowledge
- The High School Environment
- The Foundation of Officiating
- Managing Difficult Situations
 - Game Speed Decisions
 - Professional Development



NCAA Eligibility

- Involvement
- Amateurism
- Student Responsibilities
- Learn the different classifications of NCAA Divisions
- The coach's role and responsibilities
- Definition of amateurism
- Student's responsibilities
- New core course requirements

National Federation of State
High School Associations



Take Part. Get Set For Life.™

More Information at
[nfhslearn.com!](http://nfhslearn.com)



Creating a Safe and Respectful Environment

- Define inappropriate relationships and behaviors
- Define Hazing
- Define Bullying and Cyberbullying
- The role of the Coach

- Inappropriate, Abusive or Harassing Behavior
- Hazing
- Bullying and Cyberbullying

National Federation of State
High School Associations



Take Part. Get Set For Life.™

More Information at
nfhslearn.com!



**American
Red Cross**

First Aid, Health and Safety for Coaches

- Before Giving Care
- Breathing Emergencies
Emergencies
- Soft Tissue Injuries
Sports
- Sudden Illness
- Environmental
- Health and Safety in

National Federation of State
High School Associations



■ Injuries to Muscles, Bones, and Joints **Take Part. Get Set For Life.™**

- How to develop an emergency action plan
- How to check a conscious and unconscious adult or athlete
- Recognize and manage breathing emergencies, including respiratory distress and respiratory arrest, asthma and choking emergencies
- Recognizing sudden illness and steps for care
- Prevention and management of cold & heat related illnesses
- Types and management of wounds

More Information at **nfhslearn.com**!



Concussion in Sports

- Understand what concussions are & their impact on players
- Recognize the complications associated with concussions
- Understand your responsibilities
- Recognize signs and symptoms of concussion
- Know when additional medical attention is needed
- Understand the proper concussion management

National Federation of State
High School Associations



Take Part. Get Set For Life.™

Units

- Concussion Overview
- The Problem
- Your Responsibility
- The

More Information at nfhslearn.com

NFHS SUGGESTED GUIDELINES FOR MANAGEMENT OF CONCUSSION IN SPORTS

National Federation of State
High School Associations



Suggested Guidelines for Management of Concussion in Sports

A concussion is a traumatic brain injury that interferes with normal brain function. An athlete does not have to have suffered a direct blow to the head or lose consciousness (be "knocked out") to have suffered a concussion.

Common Signs and Symptoms of Concussion Include:

- Appears dazed or stunned
- Is confused about assignment or position
- Forgets an instruction
- Is unsure of game, score or opponent
- Moves clumsily
- Answers questions slowly
- Loses consciousness (even briefly)
- Shows mood, behavior or personality changes
- Can't recall events prior to hit or fall
- Can't recall events after hit or fall
- Headaches or "pressure" in head
- Nausea or vomiting
- Balance problems or dizziness
- Double or blurry vision
- Sensitivity to light
- Sensitivity to noise
- Feeling sluggish, hazy, foggy or groggy
- Concentration or memory problems
- Confusion
- Does not "feel right" or is "feeling down"

Suggested Concussion Management:

1. No athlete should return to play (RTP) or practice on the same day of a concussion.
2. Any athlete suspected of having a concussion should be evaluated by an appropriate health-care professional that day.
3. Any athlete with a concussion should be medically cleared by an appropriate health-care professional prior to resuming participation in any practice or competition.
4. After medical clearance, RTP should follow a step-wise protocol with provisions for delayed RTP based upon return of any signs or symptoms at rest, while doing school work or with physical activity.

For further details please see the "NFHS Suggested Guidelines for Management of Concussion in Sports" at www.nfhs.org.

Revised and Approved October 2013


In the Appendix
of all the
2018 NFHS
Rules Book



INCLUSION OF STUDENTS WITH DISABILITIES

GUIDELINES FOR SCHOOLS AND STATE ASSOCIATIONS FOR CONSIDERATION OF ACCOMMODATIONS





#WeAreHighSchool





www.NFHSnetwork.com



THE HIGH SCHOOL SPORTS
NETWORK

☰ menu

Buy DVDs

How it Works

👤 Sign In

Join Now

Your High School. Your Team. Your Game. Streaming LIVE.

Find your HIGH SCHOOL EVENTS

Search for your School Name or Event



Looking to watch a live game? Become a Subscriber.

Join Now

Photo: Good Haven High School Lady Bucs - 2012 Girls AAA Championships



THIS IS WHAT
FAST FEELS LIKE.



SPEEDFORM
APOLLO

SHOP NOW

📺 **52 GAMES LIVE NOW** | High school events streaming live now


[MORE LIVE GAMES >](#)



NFHS SOCIAL MEDIA

NFHS AND COACHES EDUCATION

@NFHS_ORG @NFHSNETWORK



The image displays two social media profiles side-by-side. The top profile is a Facebook page for 'NFHS and Coach Education Public School'. It features a cover photo of a marching band member playing a tuba and a cheerleader. The profile picture is the NFHS logo. The page shows interaction buttons for 'Liked', 'Following', and 'Message'. Below the profile is a 'Timeline' tab with sub-tabs for 'About', 'Photos', 'Reviews', and 'More'. The bottom profile is a Twitter account for '@NFHS_Org'. It includes the NFHS logo, bio, location (Indianapolis, IN), website (nfhs.org), and join date (February 2010). The stats show 2,993 tweets, 221 following, 10K followers, 230 favorites, and 2 lists. The tweets section shows two recent posts: one by Pat Riley and another about NFHS Coach Education+.

Facebook Profile: NFHS and Coach Education Public School

- Profile Picture: NFHS Logo
- Cover Photo: Marching band member playing a tuba and a cheerleader.
- Page Type: Public School
- Interactions: Liked, Following, Message
- Navigation: Timeline, About, Photos, Reviews, More

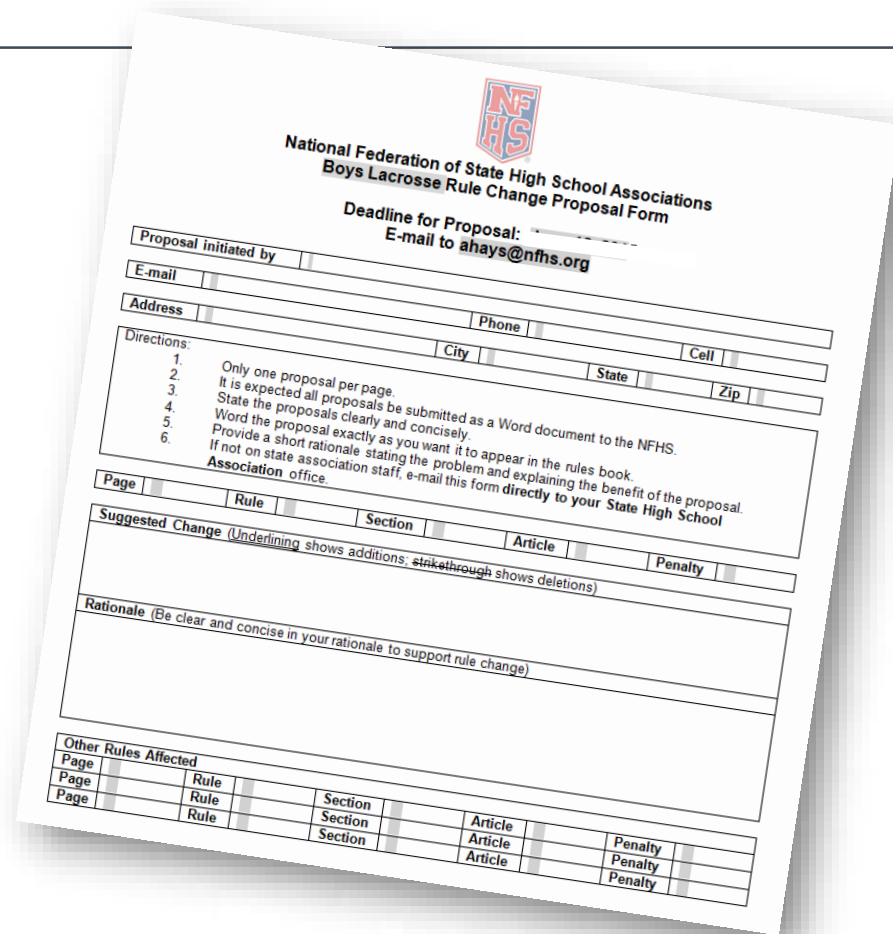
Twitter Profile: @NFHS_Org

- Profile Picture: NFHS Logo
- Bio: The Official twitter account of the National Federation of State High School Associations.
- Location: Indianapolis, IN
- Website: nfhs.org
- Joined: February 2010
- Stats: 2,993 Tweets, 221 Following, 10K Followers, 230 Favorites, 2 Lists
- Navigation: Tweets, Tweets & replies, Photos & videos
- Recent Tweets:
 - NFHS @NFHS_Org · 3h "It's what you get from games you lose that is extremely important." - Pat Riley
 - NFHS @NFHS_Org · 3h NFHS Coach Education+ is out! paper li/NFHSCoachEd/13... Stories via @GavinKempie @anunebukia @davishighswim



NFHS BOYS LACROSSE RULE WRITING PROCESS

- **NFHS Rule Change Proposal Form Due**
 - June 1, 2018
- **2018 NFHS Rules Committee Meeting**
 - June 25-27, 2018
 - Indianapolis, IN
- **Email addresses:**
 - James Weaver—Jweaver@nfhs.org
 - Angela Hays —ahays@nfhs.org



The image shows a sample of the NFHS Boys Lacrosse Rule Change Proposal Form. The form is titled "National Federation of State High School Associations Boys Lacrosse Rule Change Proposal Form" and includes the NFHS logo. It specifies a "Deadline for Proposal: E-mail to ahays@nfhs.org". The form contains several sections for providing contact information (Proposal initiated by, E-mail, Address, Phone, City, State, Cell, Zip), directions for submitting proposals (Only one proposal per page, State the proposals clearly and concisely, Word the proposal exactly as you want it to appear in the rules book, Provide a short rationale stating the problem and explaining the benefit of the proposal, If not on state association staff, e-mail this form directly to your State High School Association office), a section for "Suggested Change" (Underlining shows additions; strikethrough shows deletions), a section for "Rationale" (Be clear and concise in your rationale to support rule change), and a section for "Other Rules Affected" with a table for listing affected rules, sections, articles, and penalties.

Page	Rule	Section	Article	Penalty
Page	Rule	Section	Article	Penalty
Page	Rule	Section	Article	Penalty



NFHS SPORT QUESTIONNAIRE



Sports Questionnaire Counts by State

2015 NFHS Boys Lacrosse Rules Questionnaire

State	Coach Count	Official Count	State Count	% of Responses
Alabama	4	20	0	1.85%
California	5	12	1	1.39%
Colorado	10	25	0	2.69%
Connecticut	53	81	1	10.39%
Delaware	10	20	1	2.39%
Florida	51	49	1	7.78%
Georgia	12	13	2	2.08%
Idaho	0	1	0	0.08%
Illinois	13	45	0	4.46%
Indiana	0	24	0	1.85%
Kansas	0	3	0	0.23%
Kentucky	1	5	0	0.46%
Louisiana	0	3	0	0.23%
Maine	1	5	1	0.54%
Maryland	4	18	2	1.85%
Massachusetts	0	11	1	0.92%
Michigan	61	67	1	9.93%
Minnesota	13	15	0	2.16%
Mississippi	0	1	0	0.08%
Missouri	2	4	0	0.46%
Montana	0	10	0	0.77%
Nevada	1	1	0	0.15%
New Hampshire	1	2	1	0.31%
New Jersey	4	182	0	14.32%
New Mexico	2	1	0	0.23%
New York	64	58	0	9.39%

NFHS Sport Questionnaires

By on April 18, 2015

Share <

Click on a link below to take one of the 2014 NFHS sport questionnaires:

Sport	Opens	Closes
Baseball	April 20, 2015	May 18, 2015
Boys Lacrosse	April 20, 2015	May 18, 2015
Girls Gymnastics	April 20, 2015	May 18, 2015
Softball	April 20, 2015	May 18, 2015
Track and Field	April 20, 2015	May 18, 2015



Sports Questionnaire Results

Page 1 of 1

2015 NFHS Boys Lacrosse Rules Questionnaire

	Coach #	%	Official #	%	State #	%
PART I – Checkup on present 2015 Rules – Were the following rule changes satisfactory?						
Adding an additional stick check procedure to ensure that the ball will roll out of the top end of the head.						
Yes	281	84%	775	87%	14	100%
No	53	16%	111	13%	0	0%
Clarifying that an illegal stick will result in a penalty for not meeting specifications, even if unaltered.						
Yes	294	89%	837	90%	13	93%
No	38	11%	42	5%	1	7%
Revising the duties of the Chief Bench Official (CBO).						
Yes	248	77%	674	78%	12	90%
No	76	23%	195	22%	2	14%
Revising the restart procedure to specify that the ball may be restarted in the goal area or in the crease on a turnover to the defense. However, no restart shall take place with any player within 5 yards of the ball carrier.						
Yes	277	84%	824	93%	14	100%
No	54	16%	69	7%	0	0%
Specifying that a minimum of four game balls should be placed at the scorer's table on the bench side of the field.						
Yes	245	73%	792	90%	14	100%
No	90	27%	99	10%	0	0%
Specifying that any hanging strings or leathers cannot be more than 2 inches in length and, beginning in 2016, that shooting strings and V channels must be within 4 inches of the top of the crosse.						
Yes	245	74%	761	86%	14	100%
No	88	26%	125	14%	0	0%
Specifying that if a player leaves the penalty area before authorized to do so and if a goal is scored by the opposing team, that player will not be required to serve the 30-second penalty for illegal entry into the game.						
Yes	249	75%	789	87%	12	86%
No	81	25%	115	13%	2	14%
Stipulating that a game cannot continue if a team has fewer than seven on field players.						
Yes	304	91%	839	95%	13	93%





NFHS – U.S. LACROSSE PARTNERSHIP



As the national governing body of men's and women's lacrosse, US Lacrosse provides a leadership role in virtually every aspect of the sport throughout the United States, and offers a wide range of programs and services to its national membership.

US Lacrosse is represented on the NFHS Boys Lacrosse Rules Committee, and endorses the use of NFHS rules for boys high school competition.

**113 West University Parkway
Baltimore, MD 21210-3300
410-235-6882
410-366-6735 FAX
www.uslacrosse.org**





2018 NFHS BOYS LACROSSE RULE PRESENTATION

National Federation of State
High School Associations



Take Part. Get Set For Life.™

Thank you for your participation!

DLOA Contact Info

- Email gpbulger@gmail.com or dloalax@gmail.com
- Facebook: <https://www.facebook.com/DelawareOfficials/>
- Instagram & Twitter: @dloalax_ref
- Hudl: jpphillylax@gmail.com

- Certification Cards-Every Game

- Feedback Survey-

■ <https://tinyurl.com/dloafeedback>



Men's Lacrosse Officials

_____ vs. _____
_____/_____/_____
Referee: _____
Umpire: _____
Field Judge: _____

Coaches Certification

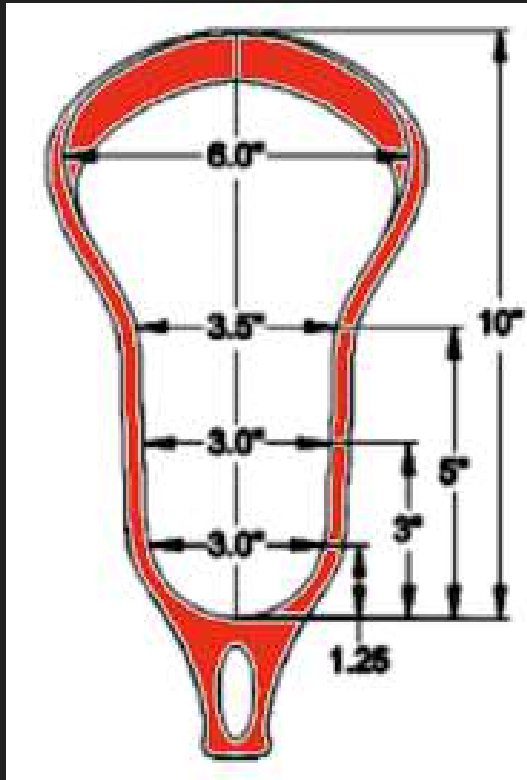
The pregame equipment certification by the head coach shall act as the team warning. The head coach shall certify to the referee before the game that all players:

- Have been informed what equipment is mandatory and what constitutes illegal equipment.
- Have been provided the equipment mandated by rule.
- Have been instructed to wear and how to wear mandatory equipment during the game.
- Have been instructed to notify the coaching staff when equipment becomes illegal through play during the game.
- Have had their crosses, uniforms and all other equipment inspected by the head coach for meeting specifications.

Coaches Survey: Complete After Game
<http://tinyurl.com/DLOAFeedback>



DLOA Gift to You



NCAA LACROSSE SCORECARD						
HOME			VISITOR			
CAPTAINS			CAPTAINS			
F. D. VIOLATIONS	IN HOME	FORWARDS	HAZARD	IN HOME	F. D. VIOLATIONS	
○ ○ ○			↔			○ ○ ○
FIRST QUARTER			FIRST QUARTER			
SECOND QUARTER			SECOND QUARTER			
THIRD QUARTER			THIRD QUARTER			
FOURTH QUARTER			FOURTH QUARTER			
QUARTER	TIME			QUARTER	TIME	

STRIPES
wearstripes.com



Rules Covering Behavior

February 5, 2018
DIAA Boys Lacrosse Clinic



Background

- There was a rise in the number of Unsportsmanlike Fouls against players and coaches for the 2017 season.
- 7 USC fouls in the State Championship Game.
 - 5 Players & 2 Coaches
- Officials are spending too much time officiating behavior and not enough Lacrosse



Sideline Behavior

- Rule 2 Sec 3 Art 1 “...only “the head coach will communicate with the officials.”
 - DLOA Officials will enforce this all season
 - USC Penalty for any Assistant Coach for questioning call of Officials
 - Official does not have to give a warning
 - Multiple fouls will bring multiple minutes
- Have Field Markings/Cones for Coaches/Players Sideline Areas-Rules Book Page 7



RULE 6 (Technical Fouls) SECTION 6 CONDUCT FOUL

See Handout



Conduct Foul Enforcement

- Technical Foul
 - Possession to other team if loose ball
 - Turnover if offending team in possession
 - 30 sec Time Served Penalty if other team has possession
- Purpose: We use Conduct Fouls to serve as “final” warning.
- Usually on Coaches or Bench



Common Conduct Fouls

- Continuous Arguing
- Arguing outside of Coaches Box
- Disparaging Remarks from Players or Coaches



RULE 5 (Personal Fouls) SECTION 10 UNSPORTSMANLIKE CONDUCT”

See Handout



USC Foul Enforcement

- 1, 2, or 3 minute non-releasable penalty
- Possible Ejection
- Automatic Ejection on 2nd USC penalty
- All USC Penalties and Ejections reported to DIAA



USC Fouls that will receive extra focus

- “F”-Bombs
- Disparaging Remarks to or about Officials
- Excessive Arguing of Calls/Non-Calls
- Anything that resembles taunting or baiting an opponent
- Excessive Celebration
- Player drawing attention to himself

Don't Expect Warnings!!



How will DLOA Officials Handle Multiple USC Fouls

- Multiple USC Fouls by players on same team could result in stiffer penalties
 - Multiple Minute Non-Releasable Penalties
 - Ejections after multiple USCs by players on same team
- Look at USC Fouls as warnings to all members of team
- Needed to control Player to Player, Player to Official, Coach to Coach, and Coach to Official Interactions



Questions?

