

Mokapu Elementary School

School Code: 322

Grades K-6

School Status and Improvement Report School Year 2013-14



Contents

Focus on Standards	p. 1
School Description	p. 1
School Setting	pp. 2-3
<ul style="list-style-type: none"> • Student Profile • Community Profile 	
School Improvement	p. 4
<ul style="list-style-type: none"> • Summary of Progress 	
School Resources	p. 5
<ul style="list-style-type: none"> • Certified Staff • Facilities 	
Vital Signs	pp. 6-8
<ul style="list-style-type: none"> • School Quality Survey • Student Conduct • School Retention or Completion • Hawaii State Assessment Program • Other School Information 	

School Address:

Mokapu Elementary School
1193 Mokapu Blvd., KMCB Bldg.
Kailua, Hawaii 96734

Focus On Standards

This School Status and Improvement Report has been prepared as part of the Department's education accountability system to provide regular, understandable accounts of our schools' performance and progress, as required by §302A-1004, Hawai'i Revised Statutes.

This report describes the school and its setting; provides information about the school's administrators, teachers, students and facilities; summarizes progress made based on the school's improvement plan; and reports student achievement results along with other vital signs.

School Description

Mokapu Elementary is a PK-6 school of approximately 950 students located on the Mokapu Peninsula, home to Kaneohe Marine Corps Base Hawaii (MCBH). Mokapu Elementary School, on the Windward side of the island of Oahu, proudly serves students of Marine and Navy Families. Families typically are assigned for a three year tour of duty, resulting in a high rate of student transiency. Parents on active duty often deploy away from Hawaii and their families for six months or more.

Mokapu's academic and co-curricular programs include: Academically Gifted and Talented (AGT), Special Education, Physical Education, Computer Technology, English Language Learners (ELL), Student Council, Supplementary Reading, Speech, and blocks for Math Interventions. The school's large support staff includes three counselors; one and a half school based Behavioral Health Specialist, two Parent Community Network Coordinators (PCNC), and a Transition Center to assist with student and family transition needs. As the home school to all families residing on the Marine Base, Mokapu Elementary is pleased to collaborate with MCCS Base Family Support and medical programs through Tripler AMC, for students with specialized medical needs. Our Comprehensive Student Support System ensures all student needs are met in a timely and professional manner.

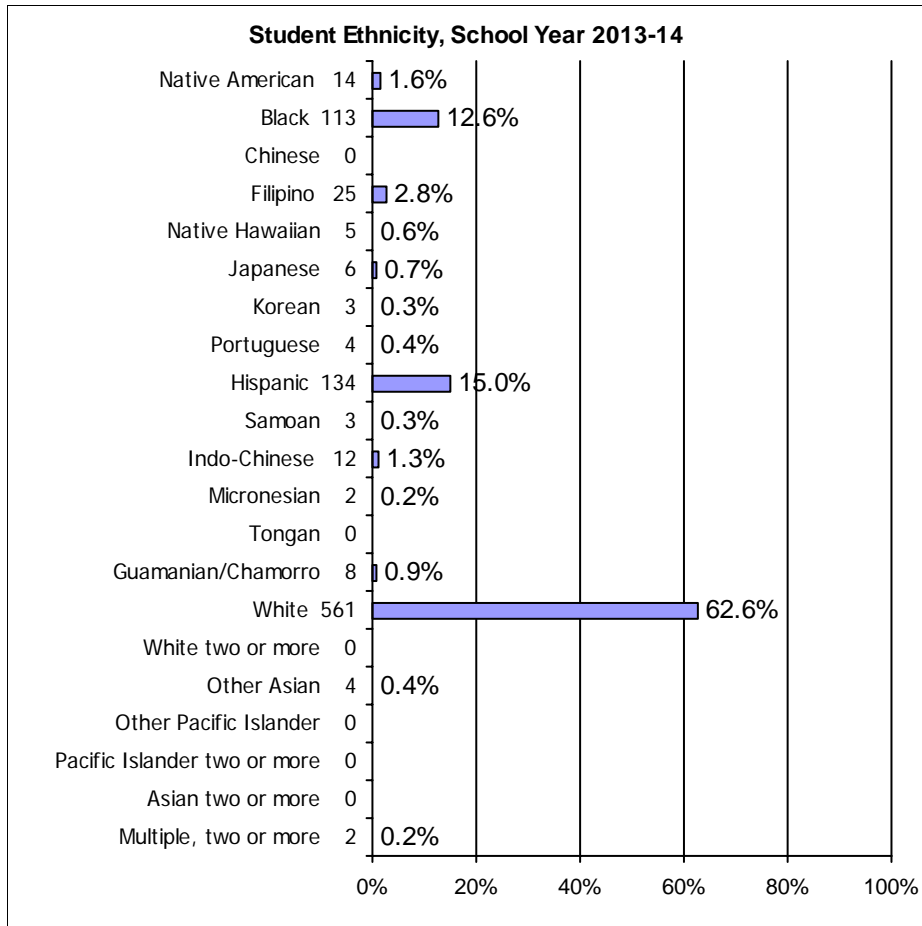
Mokapu School provides standards-based academic programs while its' school-wide Vision Management discipline program supports appropriate student behavior, teacher and student goal setting, student self-motivation, and social skills. Professional Development needs for teachers are dedicated to bringing about rigorous Tier 1 instruction that leads to student engagement in each classroom. Our focus is to develop good citizens by reinforcing proper conduct, values, and the positive behavioral expectations of *respect, responsibility, and safety*. Our vision acronym is M-O-K-A-P-U: **M**=Mutual Respect, **O**=Outstanding Citizenship, **K**=Keep Safe, **A**=Aim for Excellence, **P**=Problem Solving, **U**=Using Resources.

Active partners for Mokapu are: PTA, a Parent Community Network Center (PCNC), a School Community Council (SCC), Youth Center, and the Joint Venture Educational Forum (JVEF). Our military partnerships are an important component that strengthens our connection to families and our base partner, 3rd Marine Regiment. Our partners' volunteerism contributes to the success of student achievement. Extra curricular activities include Robotics, Drama Club, Fitness Team, Chorus, Family Literacy and Math Nights, Christmas Concert, May Day, Science Fair, Speech Festival, and Spelling Bee. We are very proud to have several state rewards in Lego Robotics and the Sea Perch competition.

School Setting

Student Profile

School year	2011-12	2012-13	2013-14		2011-12	2012-13	2013-14
Fall enrollment	826	932	921	Number and percent of students in Special Education programs	71	81	80
					8.6%	8.7%	8.7%
Number and percent of students enrolled for the entire school year	629	657	714	Number and percent of students with limited English proficiency	21	25	26
	76.2%	70.5%	77.5%		2.5%	2.7%	2.8%
Number and percent of students receiving free or reduced-cost lunch	277	377	304	Percent of Kindergartners who attended preschool	56%	47%	--
	33.5%	40.5%	33.0%				



n = 896

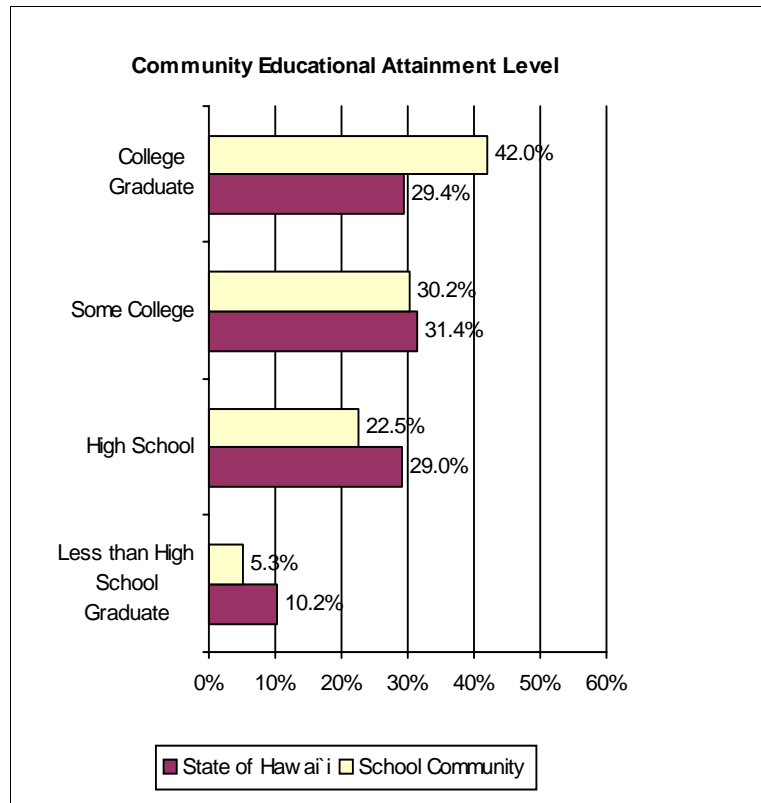
School Setting

Community Profile

The *Community Profile* information updated in this school report reflects selected 2010 demographics for the High School Complex (HSC) area in which this school resides. Profile data are based on the 2010 U.S. Census, the American Community Survey (ACS) 2006-2010 five-year estimates (centric to 2008), and the incorporation of Hawaii’s HSC boundary areas with updated 2010 Census geography. Figures for educational attainment and median household income are sample estimates obtained from the ACS, adapted to conform to HSC geography, and should be considered rough approximations of census counts.

Based on the 2010 U.S. Census

Kalaheo HSC Complex	School Community	State of Hawai'i
Total population	34,449	1,360,301
Percentage of population aged 5-19	17.3%	18.4%
Median age of population	31.0	38.6
Number of family households	8,171	313,907
Median household income	\$79,267	\$66,420



School Improvement

Summary of Progress

Mokapu Elementary is actively involved in the Kalaheo Complex Instructional Leadership Team process. Our Instructional Leaders are competent about decision making and leading the school to fully implement standards in the classroom. These data driven groups review and revise instruction based upon current student intervention needs for increased rigor or extra instructional support in reading and/or math. Stretch learning opportunities include grade level and class projects, Science Fair, National History Day, and Robotics competitions.

Part of this past year was the third year of implementing our SMARTe Goal which was 100% of students will increase by one year's growth in Numbers and Operations. At least 70% of these students will be at or above proficiency measured by the HSA (gr. 3-6) and common quarterly assessments (gr. K-2) utilizing the problem solving strategy of draw, compute, explain.

We tweaked our goal to 100% of students will show a grade level increase as measured by Star Math (gr.1-6) and 82% of students will reach proficiency on HSA Math (gr. 3-6) or the K Math Assessment (gr. K). Teachers bring greater understanding for critical thinking strategies necessary to problem solving and de-constructing questions. It is our plan to strengthen fundamental math skills and teach strategies relevant for higher order thinking and problem solving that help students.

For the latter part of year three (quarter three) we shifted our SMARTe Goal to focus on Writing. The new goal is that all students will show growth as opinion/argumentative writers, as evidenced by grade level common assessments.

Mokapu Elementary will implement bi-monthly Data Teams to analyze student work, implement targeted interventions (via bi-monthly analysis sheets), and collaborate on formative assessments including Marzano's high yield strategies.

Targeted outcome is linked to design, implement, revise, and reflect on common-core aligned curriculum maps to improve the quality of writing instruction and resources used in all K-6 classrooms.

We will continue to utilize after school tutorial sessions and enrichment programs to support our overarching goal of improving problem solving strategies. The RTI team has committed to after school sessions, focusing on Math. This year we will seek opportunities to embed instructional strategies in writing.

Our hope is to continue critical thinking skills in students for math content areas which will support students to become more proficient at scientific and mathematical thinking. By providing a more rigorous writing program at Mokapu and aligning our school through the Kalaheo complex stepping stone (writing) initiative, students will develop communication skills, abilities and values that can lead to critical thinking and heightened success in everyday life for a 21st Century Learner.

School Resources

Certified Staff

Teaching Staff

Total Full-Time Equivalent (FTE)		58.0
Regular Instruction, FTE	77.6%	45.0
Special Instruction, FTE	22.4%	13.0
Supplemental Instruction, FTE	0.0%	0.0
Teacher headcount		58
Teachers with 5 or more years at this school		32
Teachers' average years of experience		12.3
Teachers with advanced degrees		30

Professional Teacher Credentials

Fully licensed	96.6%	56
Emergency hires	3.4%	2

Students per Teaching Staff *

Regular Instruction	18.7
Special Instruction	6.2

* Regular instruction includes both regular and supplemental teaching staff. Therefore, these figures do not indicate class size.

Administrative and Student Services Staff

Administration, FTE *	4.0
Librarians, FTE	1.0
Counselors, FTE	3.0
Number of principals at this school in the last five years	2

* Administration includes Principals, Vice-Principals, Student Activity Coordinators, Student Services Coordinators, Registrars, and Athletic Directors

Facilities

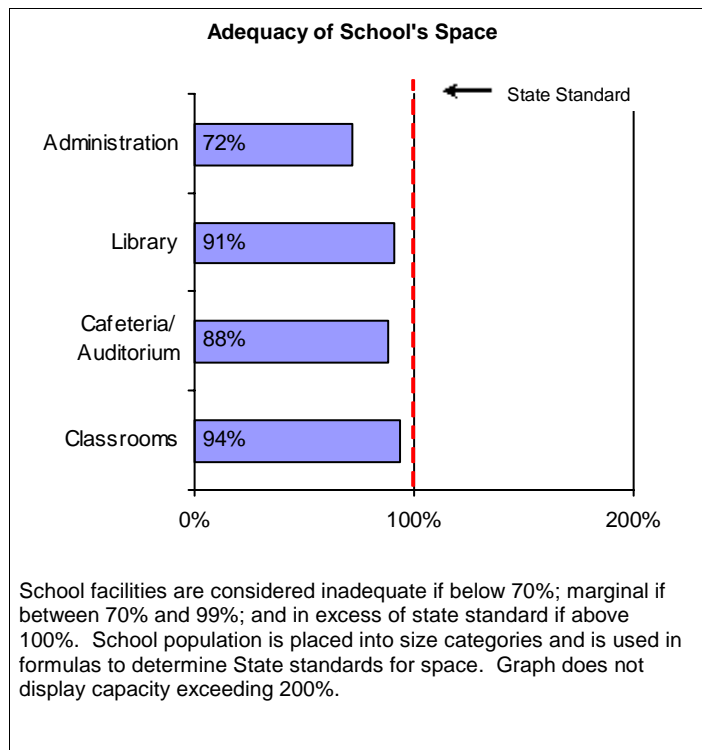
School Year Ending 2014

Classrooms available	50
Number of classrooms short (-) or over (+)	0

School facilities inspection results

From the 2011 school year, school facilities inspection data are no longer available at the state level. Department schools are still required to do an annual assessment of its facilities in the following areas: Grounds, Building exterior, Building interior, Equipment/Furnishings, Health/Safety and Sanitation. All department schools should have their annual inspections completed by the second quarter of the school year.

Historically, the majority of the department schools attained inspection assessment points in the following ranges: 9-15, earning a "Satisfactory" rating, and 16-18 points, earning the highest "Very Good" rating.



Vital Signs

School Quality Survey

The School Quality Survey (SQS), administered periodically by the Accountability Section, is used for strategic planning and to comply with state accountability requirements.

Percent of Positive Responses

School Quality Survey *		Teachers		Parents		Students	
		School	State	School	State	School	State
Standards-Based Learning	2013	99.8%	98.9%	72.3%	94.0%	77.5%	90.7%
	2014	95.4%	95.3%	74.2%	87.2%	86.4%	89.5%
Quality Student Support	2013	98.9%	94.4%	74.6%	92.1%	77.5%	83.8%
	2014	90.8%	87.2%	78.2%	85.3%	78.8%	82.3%
Professionalism & System Capacity	2013	99.0%	96.3%	There are no parent items for this dimension		There are no student items for this dimension	
	2014	87.2%	89.6%				
Coordinated Team Work	2013	97.7%	91.3%	64.3%	86.7%	76.0%	90.3%
	2014	76.5%	80.6%	67.9%	78.3%	85.9%	89.5%
Responsiveness of the System	2013	97.4%	95.5%	81.9%	94.2%	There are no student items for this dimension	
	2014	88.8%	89.0%	80.8%	87.4%		
Focused & Sustained Action	2013	99.5%	95.4%	76.9%	92.0%	80.0%	89.7%
	2014	85.1%	86.0%	70.9%	83.0%	85.5%	88.4%
Involvement	2013	98.3%	96.9%	85.4%	94.2%	90.0%	83.4%
	2014	87.6%	88.5%	84.4%	87.7%	84.6%	81.8%
Satisfaction	2013	100.0%	92.8%	64.0%	93.3%	60.0%	87.0%
	2014	91.4%	80.1%	62.9%	85.5%	75.9%	86.2%
Student Safety & Well Being	2013	98.5%	94.7%	75.1%	92.2%	75.6%	83.6%
	2014	89.8%	87.8%	80.9%	86.2%	78.3%	82.3%
Survey Return Rate **	2013	68.9%	79.7%	24.7%	37.8%	76.3%	93.1%
	2014	92.2%	88.8%	25.1%	30.1%	80.1%	92.1%

* State Teacher and Parent positive response figures are one of four grade spans (Gr. K to 5/6, Gr. 6/7 to 8, Gr. 9 to 12, and Multi-level) that best correspond to this school's grade span. The Student positive response figures for the State and this school are those of the highest grade level surveyed at this school.

** State Return Rate for Teachers, Parents, and Students are for one of six grade spans (Elementary, Elementary/Middle, Elementary/Middle/High, Middle, Middle/High, High) that corresponds to this school.

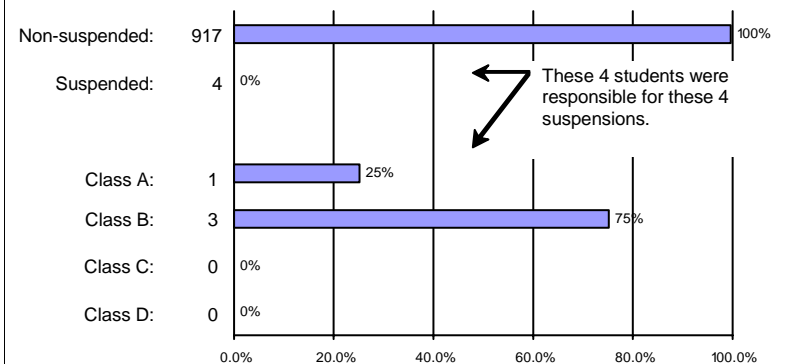
Vital Signs

Student Conduct

Attendance and Absences

School Year			State Standard
2011-12	2012-13	2013-14	
Average Daily Attendance: % (higher is better)			
95.3%	95.4%	95.7%	95.0%
Average Daily Absences: in days (lower is better)			
8.5	8.2	7.8	9

Suspensions, School Year 2013-2014



Examples of class of suspension:

- Class A: Burglary, robbery, sale of dangerous drugs
- Class B: Disorderly conduct, trespassing
- Class C: Class cutting, insubordination, smoking
- Class D: Contraband (e.g. possession of tobacco)

School Retention

Retention for elementary schools include students who were retained (kept back a grade) in all grades except kindergarten. Retention for middle/intermediate/K-8 schools include only eighth graders who were not promoted to ninth grade.

	Retention		
	2012	2013	2014
Total number of students	612	674	695
Percent retained in grade	0%	0%	0%

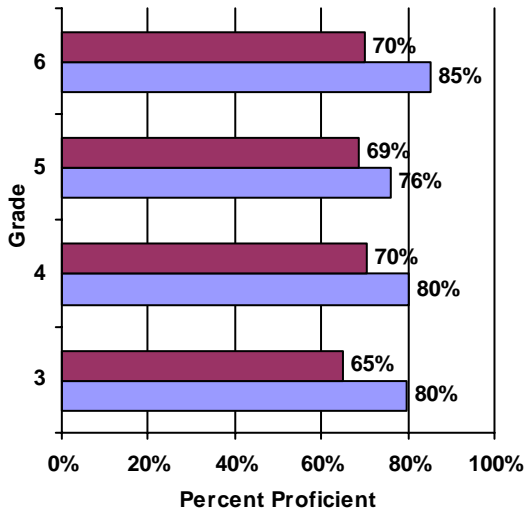
Note. "--" means missing data.

"*" means data not reported to maintain student confidentiality (see FERPA).

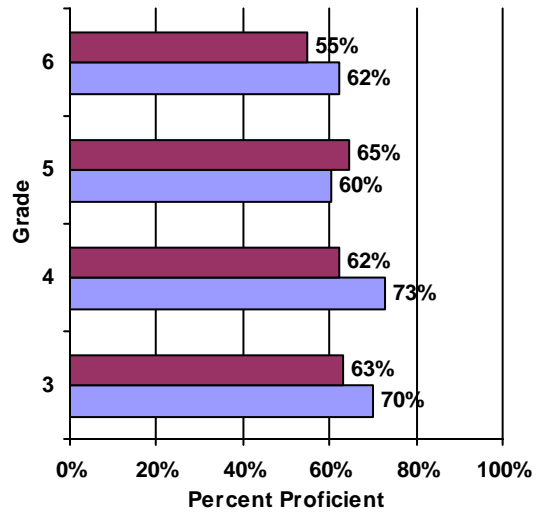
Vital Signs

Hawaii State Assessment Program

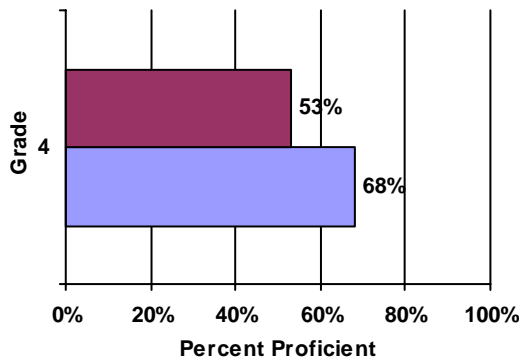
HCPS Reading



HCPS Mathematics



HCPS Science



The HCPS Science assessment is given in grades 4 and 8. High School (HS) HCPS Science assessment results are from an end-of-course exam given to high school students enrolled in Biology I.

School
 State

A school's bar may not be shown to maintain student confidentiality (see FERPA).

Other School Information

Published on January 9, 2015.

Accountability Section, Assessment and Accountability Branch, Office of Strategy, Innovation and Performance, Honolulu, HI: Hawaii State Department of Education.