

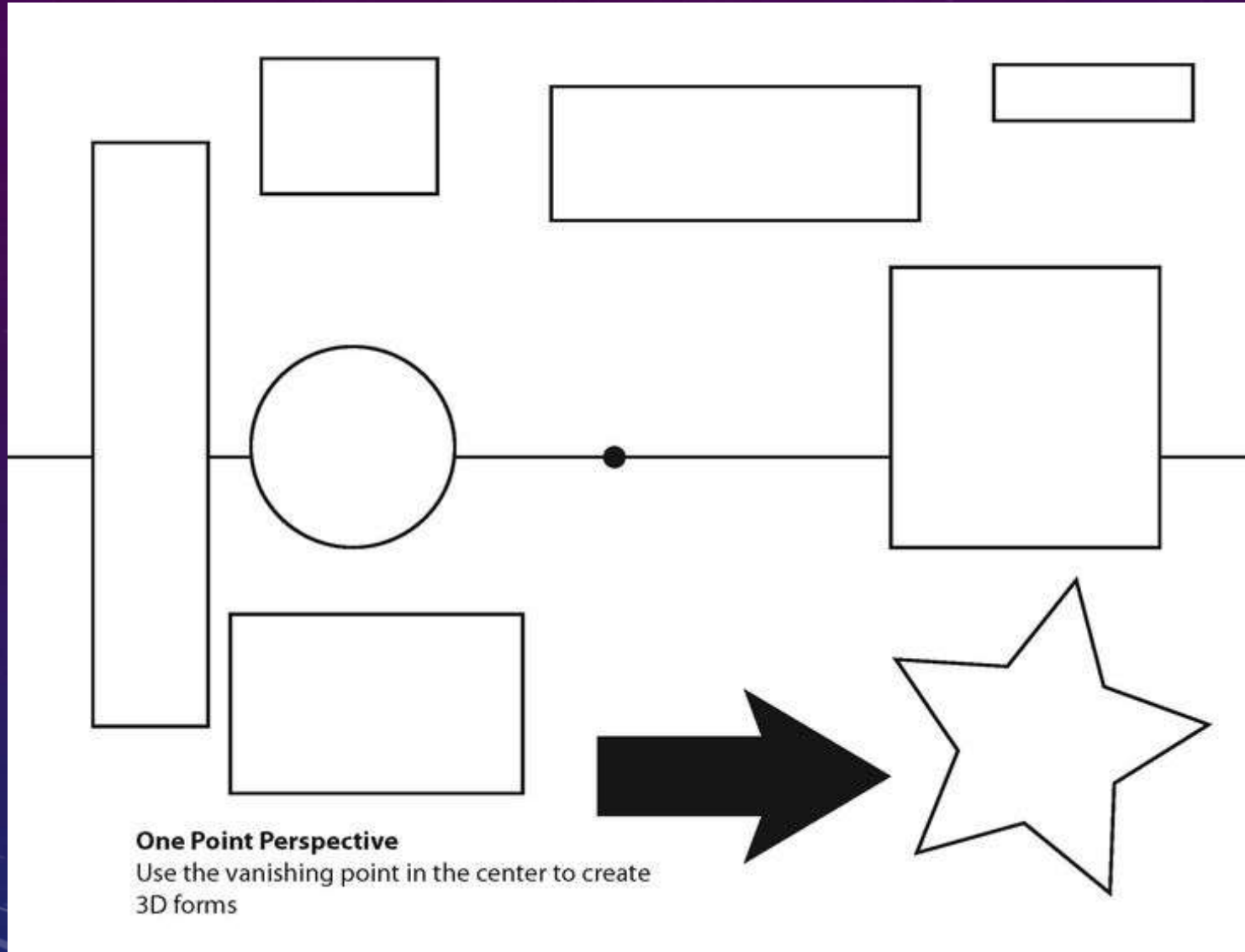
The background features a dark blue gradient with faint, white circular patterns and degree markings. A large circular scale on the left side is marked from 140 to 260 in increments of 10. Other smaller circular patterns with arrows are scattered across the left and top portions of the image.

2 POINT PERSPECTIVE BUILDING

OCTOBER 11-25

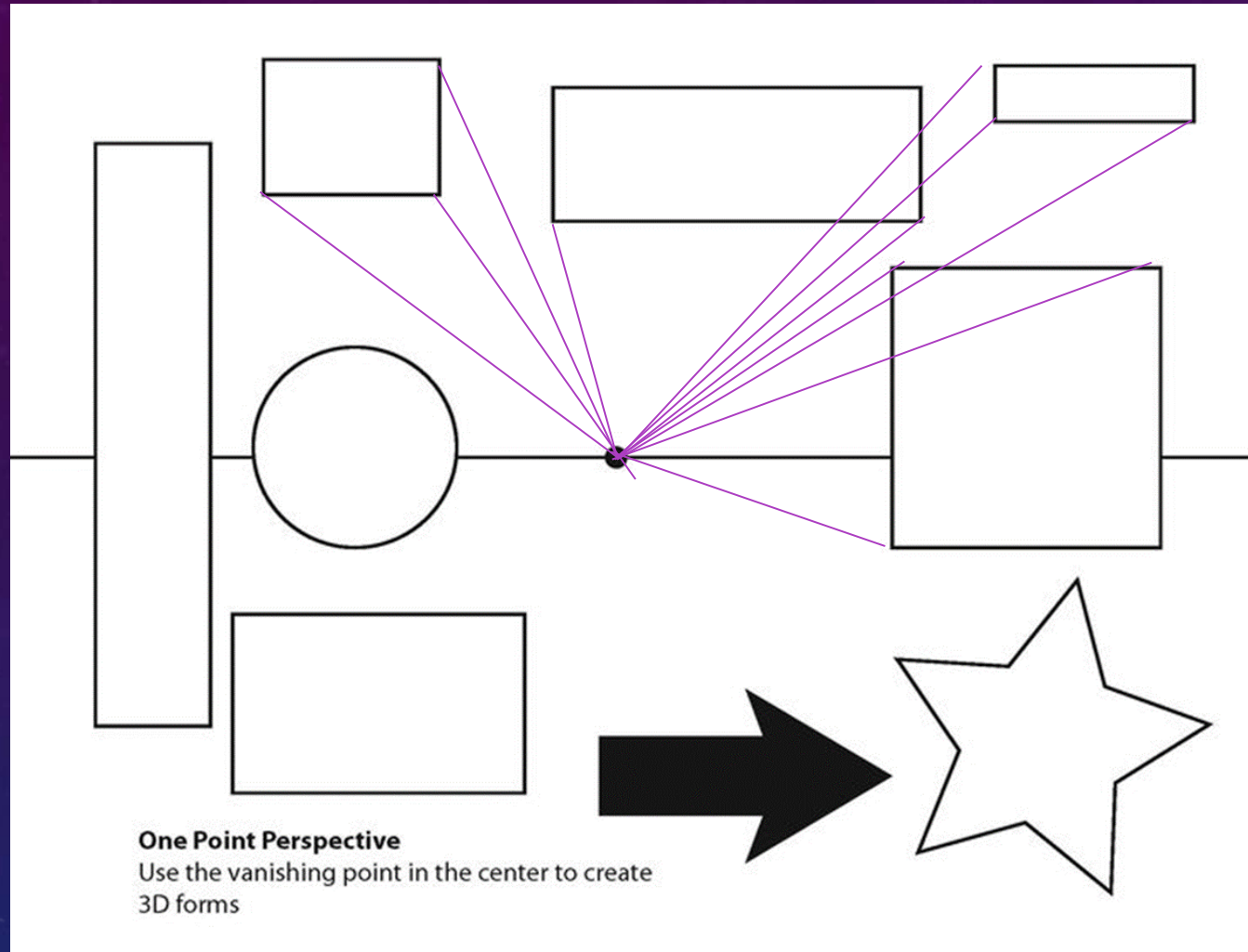
OCTOBER 11 OBJECTIVES

- Students will...
- Understand 1 point and 2 point perspective



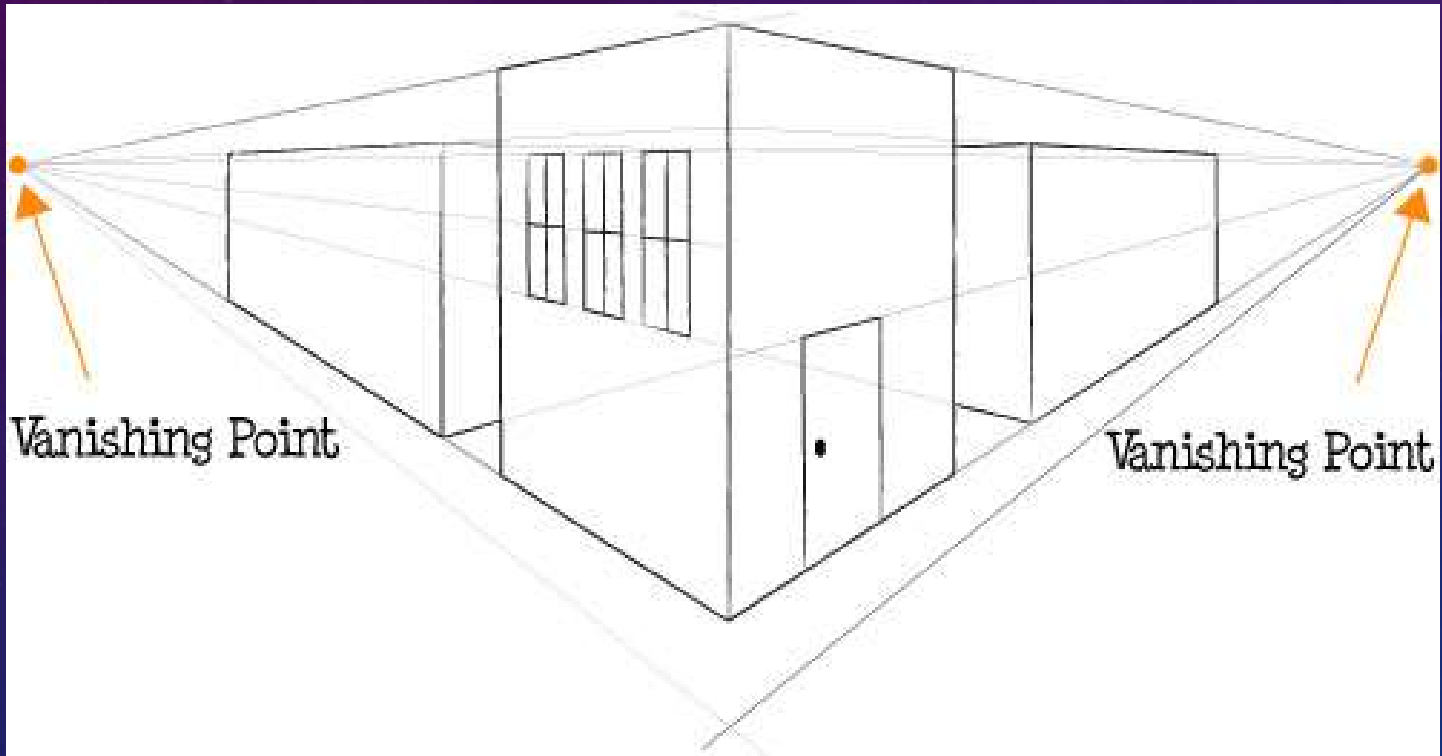
This is one point perspective. This means the vanishing point all goes down to one point.

Vanishing point is where the viewer loose site of something.



**Formative
Assessment
10 points**

TWO- POINT PERSPECTIVE



The viewer sees the buildings go back into two vanishing points.

Take students outside to look at the side of the building.

ATMOSPHERIC PERSPECTIVE



As things get further away from the viewer, the color becomes more dull and grey.

The objects further away also has less details.

The trees in the front are more defined compared to the mountains in the back.

SKETCHBOOK

Formative Assessment 10 points

- In your sketchbook you need to draw a city- scape that has 2 point perspective.

TICKET OUT THE DOOR OCTOBER 11TH

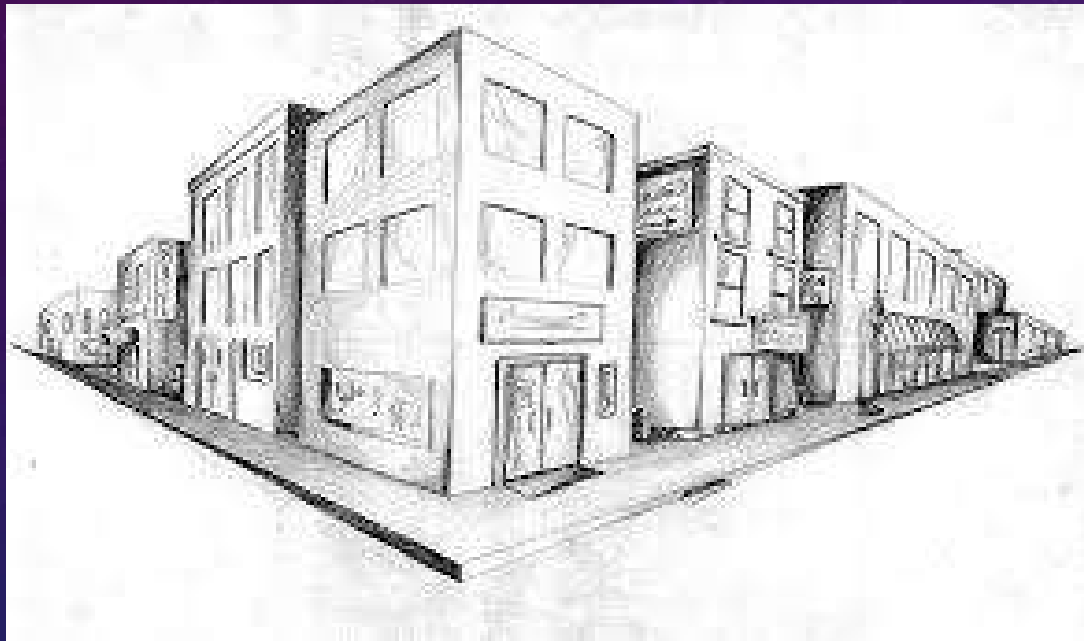
- Explain Atmospheric Perspective.

Formative Assessment

OCTOBER 12 OBJECTIVES

- Students will...
- Finish sketch of building scape
- Have their sketched checked before moving on.

CONTINUE SKETCHING YOUR TWO-POINT PERSPECTIVE CITYSCAPE



OCTOBER 13 OBJECTIVES

- Students will...
- Transfer their sketch to a larger sheet of paper

TWO-POINT PERSPECTIVE

Summative Assessment

- Once you have had your sketched checked you will begin on a large sheet of paper.
- Once you have finished sketching with pencil you will be using a fine point sharpie to go over all the lines.

RUBRIC

Rubric for Grading Artwork

10 points each	Superior-10	Excellent-9	Good-8	Average-7	Needs Improvement-6 and under
Following Directions: doing the assignment as you were told to do it.					
Detail and Craftsmanship: work is neat and well organized (paper is not wrinkled or folded). Student thought of details that made the artwork more interesting.					
Creativity: thinking "outside the box". Student put in their own personality.					
Composition: your composition is interesting and fills the size of the paper. You used different sizes or overlapping.					
Completion: you completed the assignment fully and turned it in on time.					
Total Points:					

Your Score (x2)=

Two-Point Perspective City

Required...

1. Draw at least 10 buildings/shapes.
2. Buildings must all be different heights and overlap.
3. Roads and Sidewalks
4. At least two buildings in brick.
5. Some building should have windows and doors.
6. Shading

You might think of including the following...(optional)

1. Signs and billboards
2. Trash Cans
3. Benches
4. Trees
5. Awnings
6. Flower boxes
7. Shutters on windows
8. Street Lights

Brainstorm and think of some other things you can include!

The more detail you include...the better your grade!



Two-Point Perspective Fantasy City

0 pts each	Superior	Excellent	Good	Average	Needs Improvement	Student Rating	Teacher Rating
perspective: every shape is in two-point perspective. All vertical lines straight (do not lean)							
Following Directions: All required drawings are included.							
Detail and Craftsmanship: Work is neat and well organized (paper is not folded or wrinkled) Student thought of including even the smallest details to create an interesting drawing.							
Creativity: thinking "outside the box" and breaking boundaries. Student thought of adding a variety of interesting objects to drawing.							
Shading: Chose a light source and shaded accordingly. Shading is smooth and even.							



OCTOBER 28TH QUIZ

Formative Assessment 3 points

- What is Atmospheric Perspective?
- Sketch 2 point perspective
- Sketch and example of one-point perspective.

SKETCHBOOK OCTOBER 14

- Draw the Atlanta Skyline

SKETCHBOOK OCTOBER 21

- Make your own graffiti tag

SKETCHBOOK OCTOBER 28TH

- Find and Sketch a piece of art work you enjoy.
Include the title and Artist's name