

Grade 1 Math Concepts Covered in this Packet

****Crayons or Coloring Pencils Needed****

Week 7 By Day	Lesson Number	Page Numbers
1	Lesson 10.1-10.2	These pages are mandatory: 414, 415, 416, P195, 420. Rest are optional.
2	Lesson 10.3-10.4	These pages are mandatory: 422, 423, 424, P199, 425, 428. Rest are optional.
3	Lesson 10.5-10.6	These pages are mandatory: 430, 431, P203, P204, 433, 434. The rest are optional.
4	Lesson 10.7- Chapter Review	These pages are mandatory: 437, 438, 441, 442, 443, P209, P210
5	Lesson 11.1	These pages are mandatory: 458, 459, 460, P213, P214




Week 8 By Day	Lesson Number	Page Numbers
1	Lesson 11.2	These pages are mandatory: 462, 463, 464, P215, P216. The rest are optional.
2	Lesson 11.3	These pages are mandatory: 466, 467, 468, P217, P218. The rest are optional.
3	Lesson 11.4	These pages are mandatory: 469, 470, 471, 472. The rest are optional.
4	Lesson 11.5	These pages are mandatory: 474, 475, P221, P222. The rest are optional.
5	Chapter 11 Review/Test	These pages are mandatory: 477, 478, 479, P223, P224. The rest are optional.


Name _____

Read Picture Graphs

Essential Question What do the pictures in a picture graph show?

Listen and Draw REAL WORLD

Use  . Draw to show the cubes.
Write how many more .




_____ more 



FOR THE TEACHER • Read the following problem. There are 2 green cubes and 4 blue cubes. How many more blue cubes are there than green cubes?









Math Talk
Describe how you can use your picture to compare the cubes.



MATHEMATICAL PRACTICES

Model and Draw


Children at the Playground

	swings						
	slide						

A **picture graph** uses pictures to show information.

Each  stands for 1 child.

There are 4 children on the .















There are 2 children on the .

There are more children on the _____.

Share and Show



Our Favorite Activity at the Fair

	animals							
	rides							

Each  stands for 1 child.



Use the picture graph to answer the question.

1. Which activity did more children choose? Circle.






















2. How many children chose ? _____ children

3. How many children chose ? _____ children

4. How many fewer children chose  than ? _____ fewer children

Name _____

On Your Own

What We Drink for Lunch									
	milk								
	juice								
	water								

Each  stands for 1 child.

Use the picture graph to answer the question.

5. How many children

drink  ?


_____ children



6. How many children in all

drink  and  ?

_____ children

7. What do most children drink for lunch? Circle.



8. How many more children drink  than  ?

_____ more children

9. How many fewer children

drink  than  ?




_____ fewer children

10. How many children in all

drink , , and .

_____ children


















11.  4 new children join the class.

They drink  at lunch. Now, how many more children drink  than  ?

_____ more children

PROBLEM SOLVING REAL WORLD

Our Favorite Animal at the Zoo

	zebras								
	lions								
	seals								

Each  stands for 1 child.




Write a number sentence to solve the problem.

12. How many children chose  and  altogether?


___ ○ ___ ○ ___
 ___ children

13. How many more children chose  than  ?

___ ○ ___ ○ ___
 ___ more children

14. ~~How many~~ How many more children chose  than  and  altogether?

___ ○ ___ ○ ___
 ___ more children

15. **Test Prep** Use the graph at the top.
 How many children chose  ?

9 children

8 children


5 children

1 child

TAKE HOME ACTIVITY • Keep track of the weather for one week by drawing a picture each day to show if it is sunny, cloudy, or rainy. At the end of the week, ask your child what the weather was like for most of the week.

Name _____

Read Picture Graphs



Each  stands for 1 child.

Use the picture graph to answer the question.

1. How many children chose



_____ children

2. How many children chose



and _____ altogether?

_____ children

3. Which activity did the most children choose? Circle.



PROBLEM SOLVING REAL WORLD

Write a number sentence to solve the problem.
Use the picture graph at the top of the page.


4. How many more children chose  than  ?

_____ more children

_____ ○ _____ ○ _____

Lesson Check

Use the picture graph to answer the question.



Each stands for 1 child.

1. How many children do chores at home?

2 children

6 children

8 children

14 children

2. How many more children answered yes than no?

2 more

6 more

8 more

16 more

Spiral Review

3. What number is ten less than 82? (Lesson 7.5)

92

83

81

72

4. Count forward. What number is missing? (Lesson 6.1)

110, 111, 112, _____, 114

100

113

114

115

Name _____

Make Picture Graphs

Essential Question How do you make a picture graph to answer a question?

Listen and Draw REAL WORLD

Use ● to solve the problem.
Draw to show your work.

Which has more?




FOR THE TEACHER • Read the following problem. Asaf has 6 baseballs. He has 4 bats. Does he have more baseballs or bats? Have children draw circles to show the baseballs and bats. Then have them circle the object with more.

Math Talk
Describe what the picture graph shows.



MATHEMATICS PRACTICE

Model and Draw

Are there more black or white sheep in the picture? Make a picture graph to find out.




Sheep in the Meadow

	black	<input type="checkbox"/>							
	white								

Each stands for 1 sheep.

There are more _____ sheep.

Share and Show



Do more children like cats or dogs?
Ask 10 friends which pet they like better.
Draw 1 circle for each child's answer.

Our Favorite Pet

	cats										
	dogs										

Each stands for 1 child.

Use the picture graph to answer each question.

1. How many children chose ? _____ children

2. How many children chose ? _____ children


3. Which pet did more children choose? Circle.



Name _____


On Your Own

Which activity do the most children like best?
Ask 10 friends. Draw 1 circle for each child's answer.

Our Favorite Activity										
 reading										
 computer										
 sports										

Each ○ stands for 1 child.

Use the picture graph to answer the question.

4. How many children chose  ?

_____ children

5. How many children chose  and  ?

_____ children

6. Which activity did the most children choose? Circle.






7. Did all your classmates make picture graphs that look the same? Write **yes** or **no**.

8.  Write your own question about the graph.

PROBLEM SOLVING REAL WORLD

Matt made this picture graph to show the paint colors his friends like best.

Favorite Paint Color						
	blue	<input type="radio"/>	<input type="radio"/>	<input type="radio"/>	<input type="radio"/>	<input type="radio"/>
	red	<input type="radio"/>	<input type="radio"/>	<input type="radio"/>		
	green	<input type="radio"/>	<input type="radio"/>			

Each stands for 1 child.

9. How many children chose a paint color?

_____ children

10. How many fewer children chose  than .

_____ fewer children

11. **H.O.T.** Matt adds his own choice to the graph. Now, two colors have the same number of circles. Circle the color Matt chose.





blue



red



green

12. **Test Prep** Use the graph at the top. How many children chose  and .

2



3



5



8






TAKE HOME ACTIVITY • Ask your child to make a picture graph showing how many glasses of water each family member drinks in a day. Discuss how to find who drinks the most water.

Name _____

Make Picture Graphs

Which dinosaur do the most children like best? Ask 10 friends.
Draw 1 circle for each child's answer.

Our Favorite Dinosaur										
 Tyrannosaurus										
 Triceratops										
 Apatosaurus										

Each ○ stands for 1 child.

Use the picture graph to answer the question.

1. How many children chose  ?

_____ children

2. How many children chose  and  altogether?

_____ children

3. Which dinosaur did the fewest children choose?
Circle.



4. Which dinosaur did the most children choose?
Circle.




PROBLEM SOLVING REAL WORLD

5. Write your own question about the graph.

Lesson Check

Use the picture graph to answer the question.



Each stands for 1 child.

1. How many children use their right hand?

3

6

8

11

2. How many more children use their right hand than their left?

3 more

5 more

6 more

8 more

Spiral Review

3. What is the sum? (Lesson 8.1)

$$6 + 3 = \underline{\quad}$$

3

6

8

9

4. What is the difference of $60 - 20$? (Lesson 8.3)

8

40

62

80


Name _____

Read Bar Graphs

Essential Question How can you read a bar graph to find the number that a bar shows?


Listen REAL WORLD

Write a question about the graph.
Use ● to help solve the problem.



Each ○ stands for 1 child.

Math Talk
Describe how the class made this picture graph.





FOR THE TEACHER • Read the following problem. Emma's class made this picture graph. What question could Emma's class answer using the graph? Write the question and the answer.

Model and Draw

In a **bar graph**, each bar shows information. You can compare the lengths of the bars.

What title describes this graph?

Touch the end of a bar. Look down to see the number of children.



Share and Show



Use the bar graph to answer the question.

1. How many children chose ?

_____ children

2. How many children chose ?

_____ children

3. How many more children chose than ?

_____ more children

4. Which art tool did the fewest children choose? Circle.




5. Which art tool did the most children choose? Circle.



Name _____

On Your Own



Use the bar graph to answer the question.

6. How many children
chose  ?

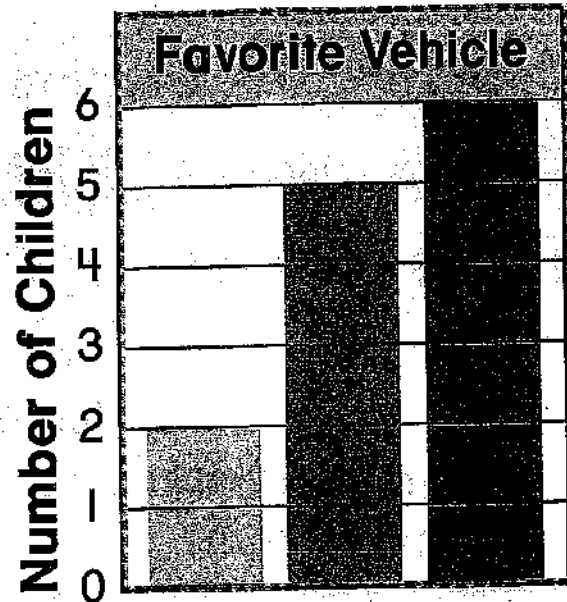
_____ children




7. How many children
chose  ?

_____ children

8. How many children in all
chose  and  ?

_____ children




  
car truck dump truck
Kinds of Vehicles

9. How many more children
chose  than  ?

_____ more children

10. Which vehicle did the most
children choose? Circle.

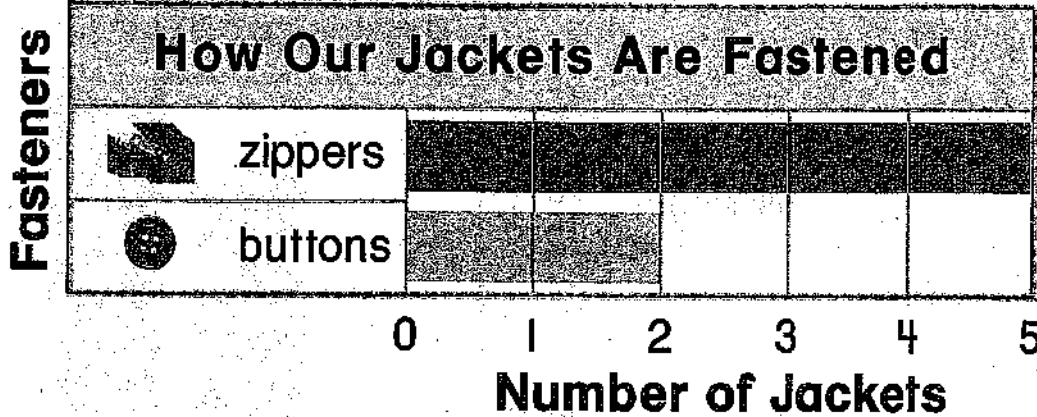




11.  Order the vehicles from least to most votes.
Write 1 for the least votes and 3 for the most votes.






PROBLEM SOLVING REAL WORLD

Use the bar graph to answer the question.



12. How many more jackets have  than ? _____ more jackets

13. Kim puts on a jacket with . Add her jacket to the graph. Now how many jackets have ? _____ jackets

14.  Ed adds a row to the graph to show jackets with snaps. 2 fewer jackets have snaps than have zippers. How many jackets have snaps? _____ jackets

15. **Test Prep** Use the graph at the top. How many jackets have ?

2 jackets

5 jackets

7 jackets

10 jackets



TAKE HOME ACTIVITY • Have your child look through newspapers and magazines for examples of bar graphs. Talk about what information is shown in each graph you find.

Name _____

Read Bar Graphs

Use the bar graph to answer the question.

1. How many children chose ○?

_____ children

2. How many children chose 🧁?

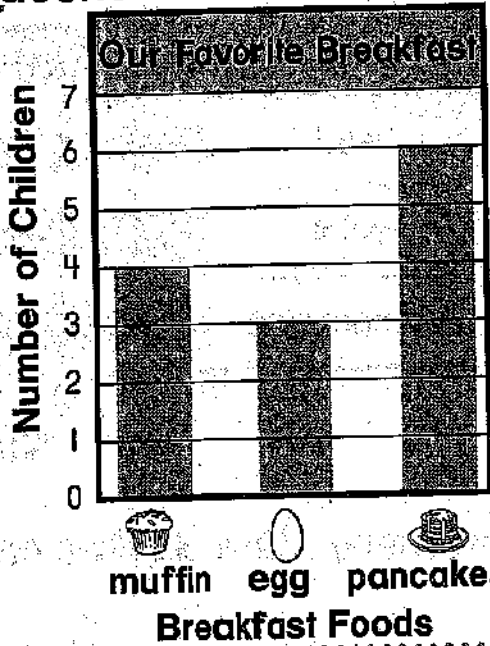
_____ children

3. How many children chose 🧁 or ○?

_____ children

4. How many more children chose 🧇 than ○?

_____ more children



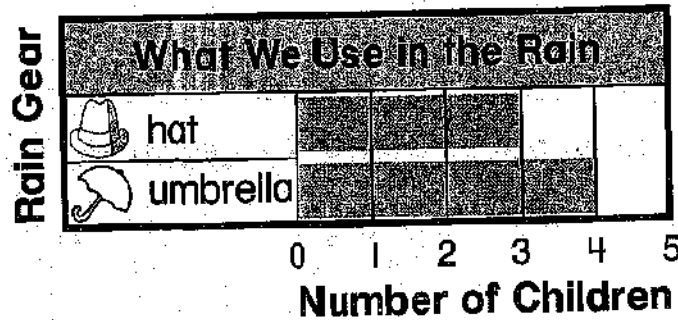
PROBLEM SOLVING

REAL WORLD

Use the bar graph to answer the question.

5. Claudette uses an ☂. Add her to the graph. Now how many more children use an ☂ than a 🧢?

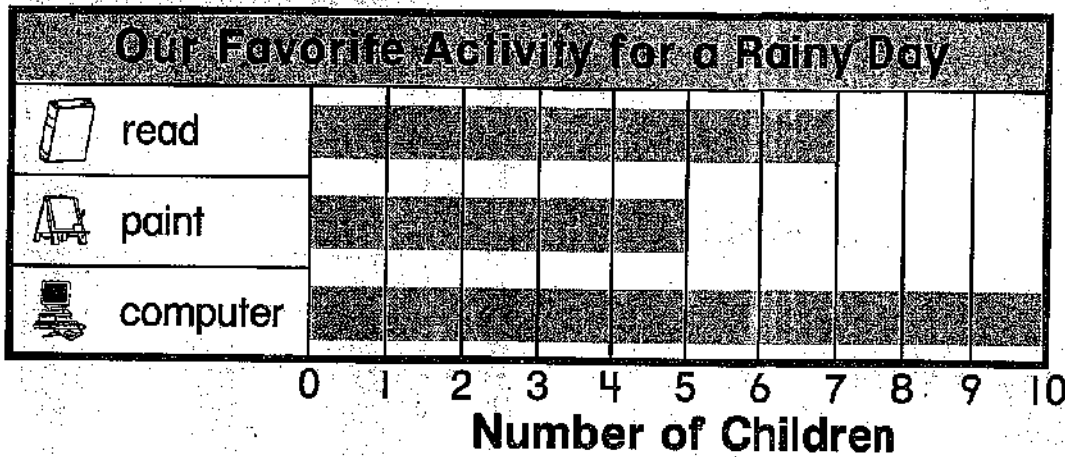
_____ more children



Lesson Check

Use the bar graph to answer the question.

Kinds of Activities



1. How many more children chose  than ?

2

3

5

15

Spiral Review

2. Which subtraction sentence can you solve by using $9 + 7 = 16$? (Lesson 4.3)

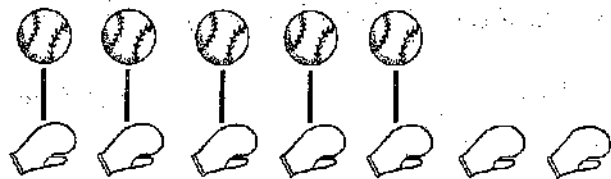
$9 - 7 = \underline{\quad}$

$9 - 6 = \underline{\quad}$

$10 - 7 = \underline{\quad}$

$16 - 7 = \underline{\quad}$

3. How many fewer  are there? (Lesson 2.5)



$7 - 5 = \underline{\quad}$

1 fewer 

2 fewer 

3 fewer 


12 fewer 

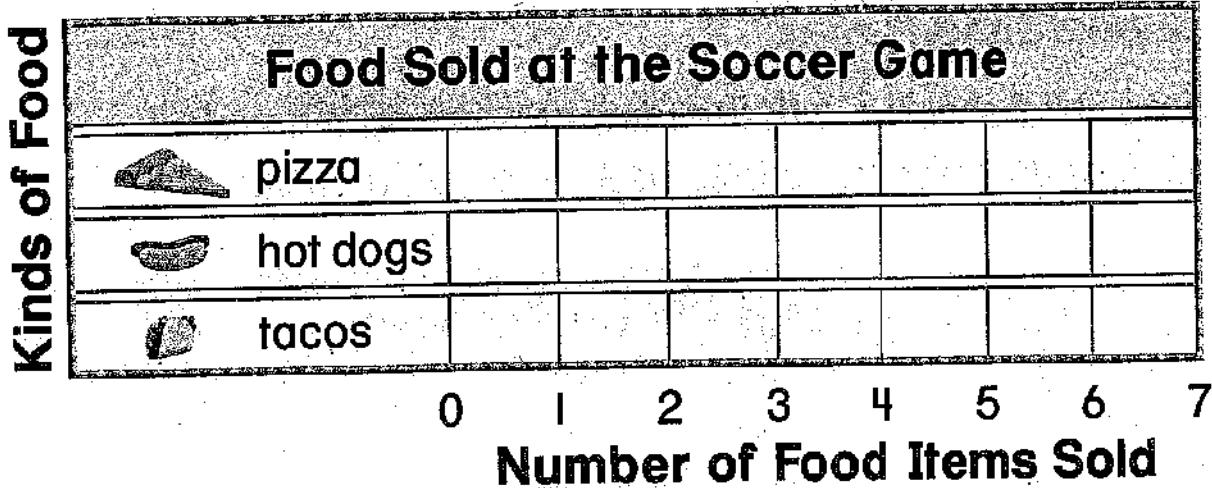
Name _____

Make Bar Graphs

Essential Question How does a bar graph help you compare information?

Listen and Draw REAL WORLD


Use  to model the problem.
Color 1 box for each food item to complete the graph.



FOR THE TEACHER • Read the following problem. Dan keeps track of the food he sells at the soccer game. He sells all of the food on the table. Make a bar graph to show the food Dan sells.


Math Talk

How do you know that you counted each food in the picture? Explain.



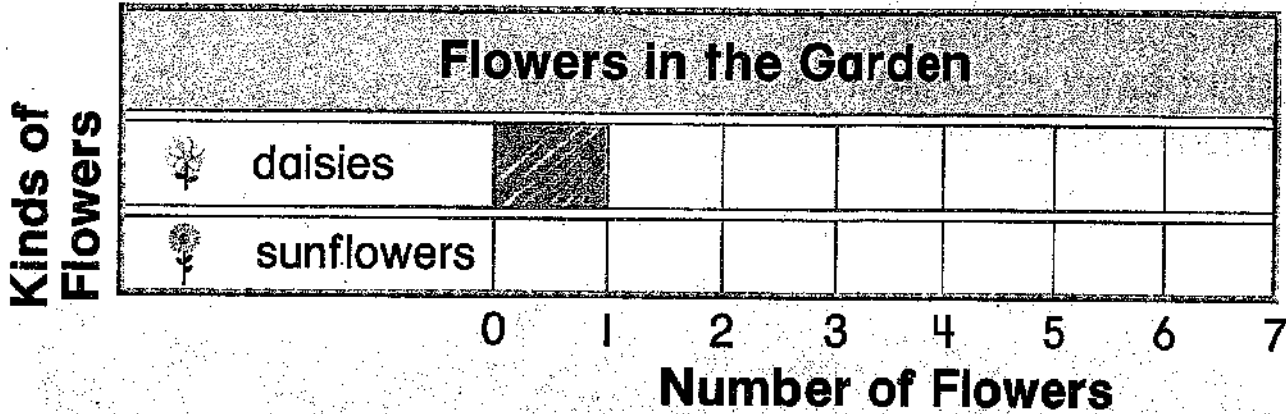

Hands On

Model and Draw

Are there more  or  in the garden?

Make a bar graph to find out.

Color 1 box for each flower in the picture.



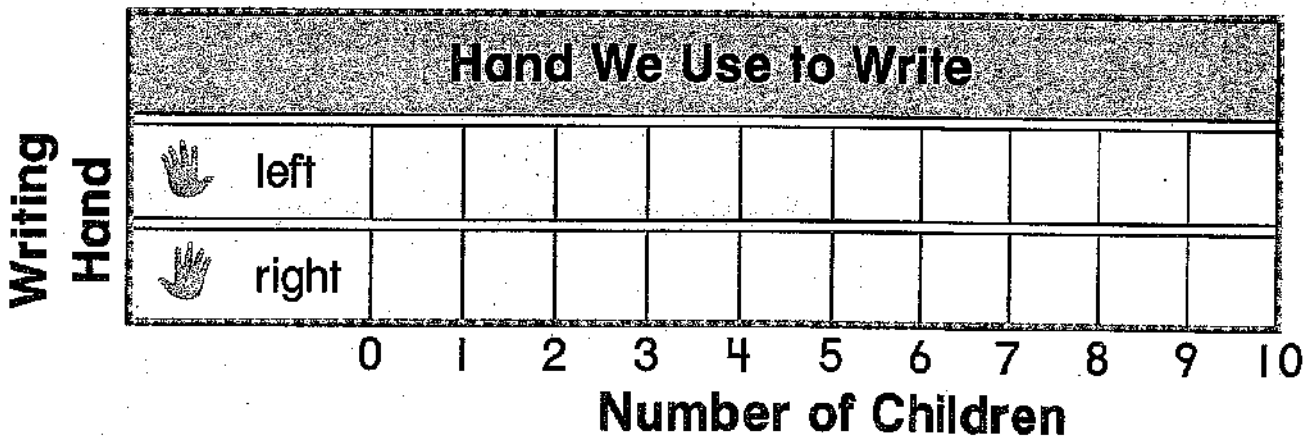
There are more _____ in the garden.

Share and Show



Do more children write with their left hand or right hand?




Ask 10 friends which hand they use. Make a bar graph.



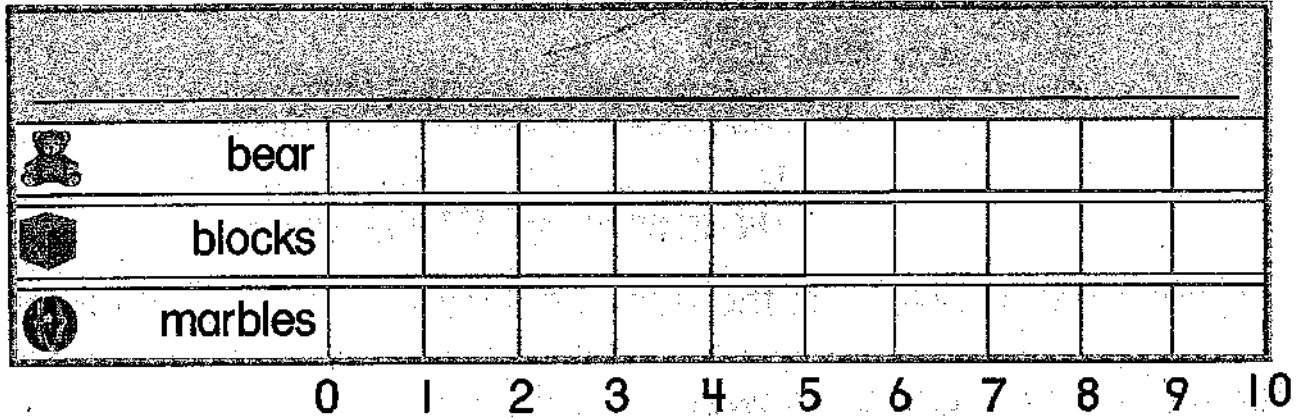
1. Which hand do more children use to write? _____

Name _____

On Your Own

Do children like , , or  best?
Ask 10 friends which toy they like best.

2. Make a bar graph. Write a title and labels for your graph.




3. Which toy did the most children choose? Circle.



4. How many children chose ?

_____ children

5.  How are picture graphs and bar graphs alike?

TAKE HOME ACTIVITY • Your child has learned how to make picture graphs and bar graphs. Ask your child to explain how bar graphs are different from picture graphs.

FOR MORE PRACTICE:

Standards Practice Book, pp. P201–P202

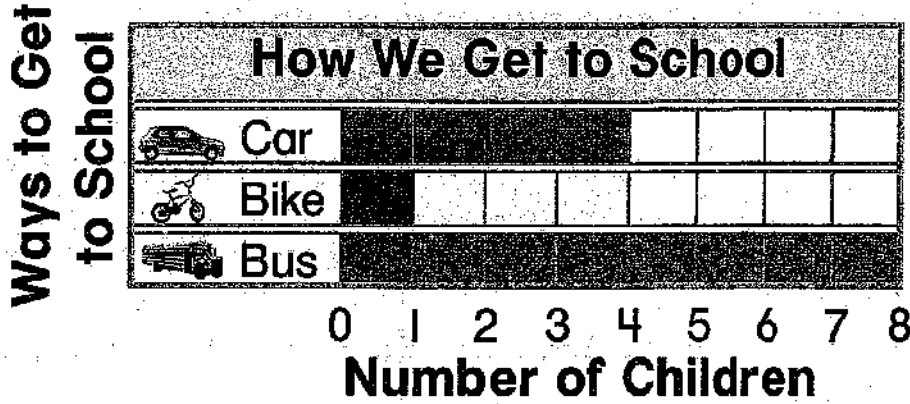
four hundred twenty-seven **427**



Mid-Chapter Checkpoint

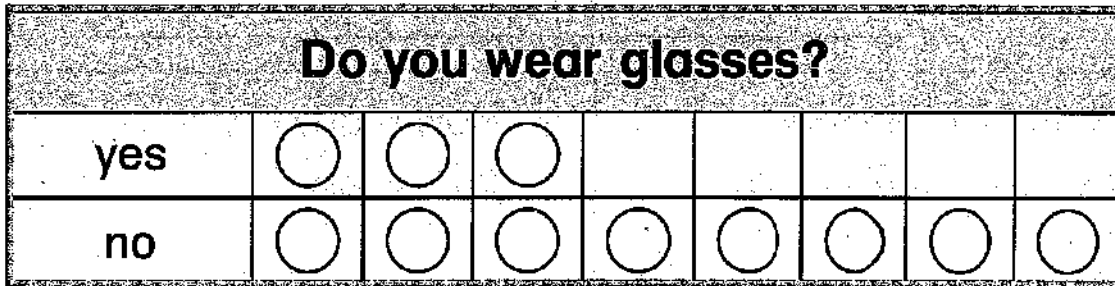
Concepts and Skills

Use the bar graph to answer the question.



1. How many children take the bus to school? _____ children

Use the picture graph to answer the question.



Each ○ stands for 1 child.

2. How many children do not wear glasses?

_____ children

3. How many children wear glasses?

_____ children

4. **Test Prep** How many fewer children answered yes than no about wearing glasses?

3 fewer children

4 fewer children

5 fewer children


8 fewer children

Name _____

Make Bar Graphs

Which is your favorite meal?

1. Ask 10 friends which meal they like best.
Make a bar graph.



2. How many children chose breakfast?
_____ children
3. Which meal was chosen by the most children?


PROBLEM SOLVING REAL WORLD


4. What if 10 children chose breakfast?
How many children could choose lunch or dinner?

_____ children

Lesson Check

Use the bar graph to answer the question.



1. How many more children chose  than .

2

5

7

12

Spiral Review

2. Which completes the related facts? (Lesson 5.2)

$7 + 8 = 15$

$15 - 8 = 7$

$8 + 7 = 15$

$8 - 7 = 1$

$15 - 7 = 8$

$7 + 7 = 14$

$8 + 8 = 16$

3. What is the sum? (Lesson 8.7)

$$\begin{array}{r} 43 \\ + 21 \\ \hline \end{array}$$

21

24

62

64




Name _____

Read Tally Charts

Essential Question How do you count the tallies on a tally chart?

Listen and Draw REAL WORLD

Use ● to solve the problem.
Draw to show your work.
Write how many.



Houghton Mifflin Harcourt Publishing Company





FOR THE TEACHER • Read the following problem. Jane is sorting her crayons. Draw to show how she can sort the crayons into two groups.

Math Talk
Describe how you sorted the counters.

MATHEMATICAL PRACTICES

Model and Draw

Do more children like chicken or pizza better?

Food We Like		Total
 chicken		3
 pizza		

You can use a **tally chart** to collect information.

Each | is a **tally mark**.

It stands for 1 child.

||||| stands for 5 children.



More children like pizza.



Share and Show



Complete the tally chart.

Boys and Girls in Our Class		Total
 boys		
 girls		




Use the tally chart to answer each question.

- How many girls are in the class? _____ girls
- How many boys are in the class? _____ boys
- How many children are in the class in all? _____ children
- Are there more boys or girls in the class?

Name _____


On Your Own



Complete the tally chart.

Our Favorite Sport		Total
 t-ball		
 soccer		
 swimming		


Use the tally chart to answer the question.




5. How many children chose ? _____ children

6. How many children chose ? _____ children

7. How many more children chose  than ? _____ more children




8. Which sport did the most children choose? Circle.   

9.  Write your own question about the tally chart.

10.  Sam asked some other children which sport they like. They all chose . Now the most children chose . How many children did Sam ask? _____ children

© Houghton Mifflin Harcourt Publishing Company

PROBLEM SOLVING REAL WORLD

Color We Like Best		Total
 red		
 blue		
 green		

Remember to write the total.

Complete each sentence about the tally chart. Write **greater than**, **less than**, or **equal to**.

11. The number of tallies for  is _____ the number of tallies for .

12. The number of tallies for  is _____ the number of tallies for .

13. The number of tallies for  is _____ the number of tallies for .

14.  The number of tallies for  is _____ the number of tallies for both  and .

15. **Test Prep** Which tally marks show the number 10?

||||

||||

|||| ||||

|||| |||| ||||






TAKE HOME ACTIVITY • Together with your child, make a tally chart showing how many times you all say the word “eat” during a meal. Then have your child write the number.

Name _____

Read Tally Charts

Complete the tally chart.

Our Favorite Vegetable		Total
 beans		
 corn		
 carrots		

Use the tally chart to answer each question.

1. How many children chose  ? _____ children




.....

2. How many children chose  ? _____ children

.....

3. How many more children chose  than  ? _____ more children



.....



4. Which vegetable did the most children choose? Circle.   

PROBLEM SOLVING






Complete each sentence about the tally chart. Write **greater than**, **less than**, or **equal to**.

5. The number of children who chose  is _____ the number who chose .

6. The number of children who chose  is _____ the number who chose .



Lesson Check

Use the tally chart to answer each question.

Our Favorite Pet		
	dog	II
	cat	
	fish	II

1. How many children chose  ?

- 4
- 5
- 7
- 8

2. How many more children chose  than  ?

4 more

5 more

6 more

7 more

Spiral Review

3. There are 8 apples.

6 apples are red.

The rest are green.

How many apples are green? (Lesson 2.4)

7

5

2

0

4. What is the sum? (Lesson 8.5)

$$34 + 40 = \underline{\quad}$$

64

70

73

74




Name _____

Make Tally Charts

Essential Question Why is a tally chart a good way to show information that you have collected?

Listen REAL WORLD

Complete the tally chart.

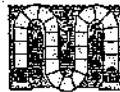
Our Favorite Game		Total
 card game		
 puzzle		
 board game		

Use the tally chart to answer the question.

Which game did the most children choose? Circle.




Which game did the fewest children choose? Circle.



FOR THE TEACHER • Read the following problem. Ava asks the children in her class which of three games they like the best. She makes a tally mark to show each child's answer. Which game did the most children choose? Which did the fewest children choose?

Math Talk

How do you know which game is the favorite? Explain.




MATHEMATICAL PRACTICES

Model and Draw

How can you make a tally chart to show the boats at the lake?

Decide if each boat has a sail.






Boats at the Lake		Total
boats with sails		
boats without sails		

Share and Show






Use the picture to complete the tally chart. Then answer each question.



Fish in the Tank		Total
 zebra fish		
 angel fish		

1. How many  are in the tank?

_____ 


2. How many more  than  are there?

_____ more 

3. How many  and  are in the tank?

_____ fish




Name _____




On Your Own

Which of these snacks do most children like the best?

Ask 10 friends. Make 1 tally mark for each child's answer.

Our Favorite Snack		Total
 pretzel		
 apple		
 yogurt		

Use the tally chart to answer each question.

4. How many children chose  ?



_____ children

5. How many children chose  ?

_____ children

6. Which snack do most children like best? Circle.



7. ~~8~~  What if 6 children out of the 10 chose  ? Which snack would be the favorite? Circle it.



8. **Explain** Write your own question about the tally chart.




PROBLEM SOLVING REAL WORLD


Jenna asked 10 friends to choose their favorite subject. She will ask 10 more children.

Our Favorite School Subject		Total
math	III I	
reading	II	
science	II	

9. Predict. Which subject will children most likely choose? _____
10. Predict. Which subject will children least likely choose? _____
11. **H.O.I.** How can you prove if your prediction is good? Try it. _____

12. **Test Prep** Which fruit did the most children choose?

Fruit We Like			Total
	apple	IIII	4
	banana	IIII	5
	grapes	II	2



TAKE HOME ACTIVITY • With your child, survey friends and family to find out their favorite food. Draw tally marks to record the results and then prepare the food.

Name _____

Make Tally Charts

Which color do most children like best? Ask 10 friends. Make 1 tally mark for each child's answer.

Favorite Color	Total
red	
blue	

1. How many children chose red?

_____ children

2. How many children chose blue?

_____ children

3. Circle the color that was chosen by fewer children.

red blue

PROBLEM SOLVING

REAL WORLD

Jason asked 10 friends to choose their favorite game. He will ask 10 more children.




Our Favorite Game	
tag	I
kickball	III II
hopscotch	II

4. Predict. Which game will children most likely choose?

5. Predict. Which game will children least likely choose?

Lesson Check

1. Which insect did the most children choose?

Our Favorite Insect		Total
 ladybug	III	3
 bee	I	1
 butterfly	IIII II	7



Spiral Review

2. Which number is greater than 54? (Lesson 7.1)

45



50




54



57



3. Which shows the same number? (Lesson 6.3)



4



10



14



41




Name _____

Problem Solving • Represent Data

Essential Question How can showing information in a graph help you solve problems?

Brad sees many animals at the park.
How can you find how many animals
Brad sees?



Unlock the Problem REAL WORLD

What do I need to find?

how many
Brad sees

_____ animals

What information do I need to use?

the number of

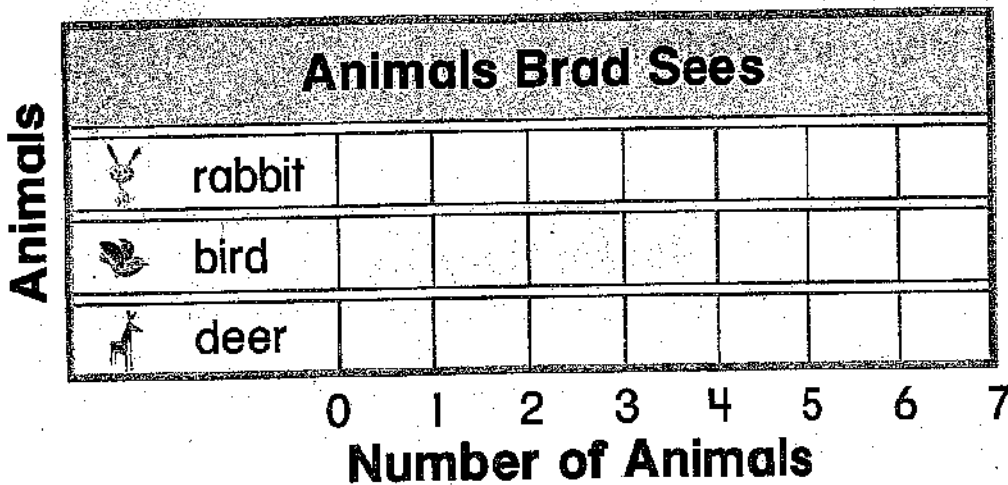
rabbits, birds, and deer in the picture

_____ rabbits

_____ birds

_____ deer

Show how to solve the problem.



_____ + _____ + _____ = _____ animals

HOME CONNECTION • Your child learned how to represent data from a picture in a bar graph. Have your child explain why it is easier to use data in a bar graph than in a picture.

Try Another Problem

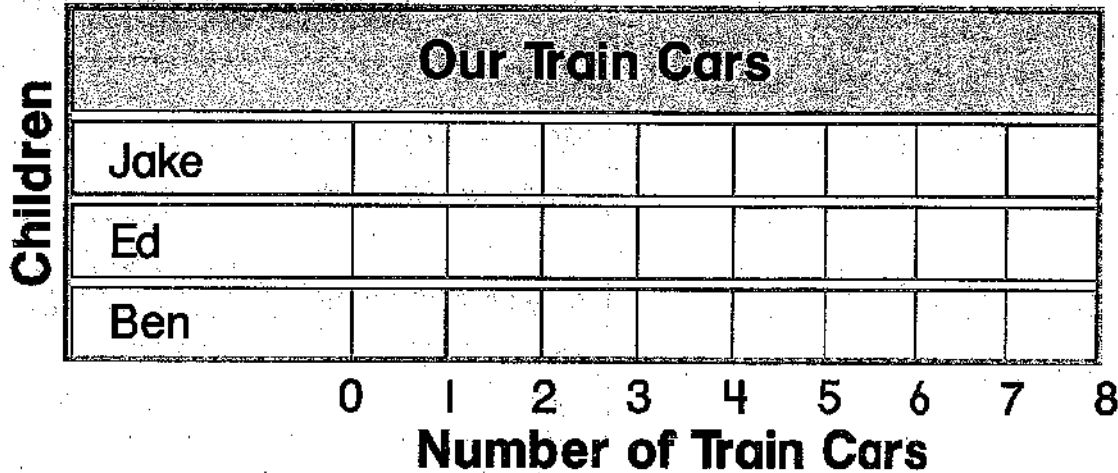
Make a graph to solve.

- What do I need to find?
- What information do I need to use?

1. Jake has 4 more train cars than Ed. Ed has 3 train cars. Ben has 2 fewer train cars than Ed. How many train cars does Jake have?




_____ train cars



2. Marla has 8 dolls. Three dolls have blue eyes. The rest have brown. How many dolls have brown eyes?



_____ dolls




Math Talk
Describe how the bar graph helps you solve Exercise 2.



Name _____


Share and Show



Find out about the eye color of your classmates.

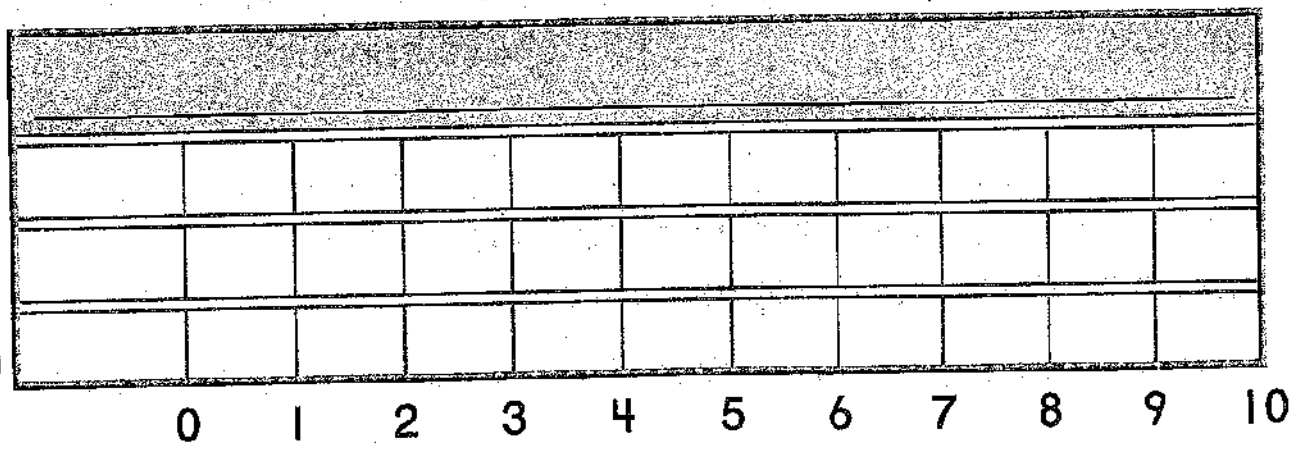
3. Write a question you can ask your friends.

4. Ask 10 friends your question.
Make a tally chart.



		Total

5. Use the tally chart to make a bar graph.




6. Explain What did you learn from the graph?

© Houghton Mifflin Harcourt Publishing Company

On Your Own

What is your favorite fruit? Nina asked 20 children this question. Then she made a bar graph. But Nina spilled paint on the graph.



REMEMBER
Nina asked 20 people.

7. How many children chose grapes?

_____ children

8. **HOT** How many children chose banana?

_____ children

9. **Test Prep** Use the graph at the top. How many more children chose grapes than apple?

- 3 more children
- 6 more children
- 9 more children
- 12 more children



TAKE HOME ACTIVITY • Work with your child to make a tally chart and a bar graph showing the favorite color of 10 family members or friends. Talk about the results.

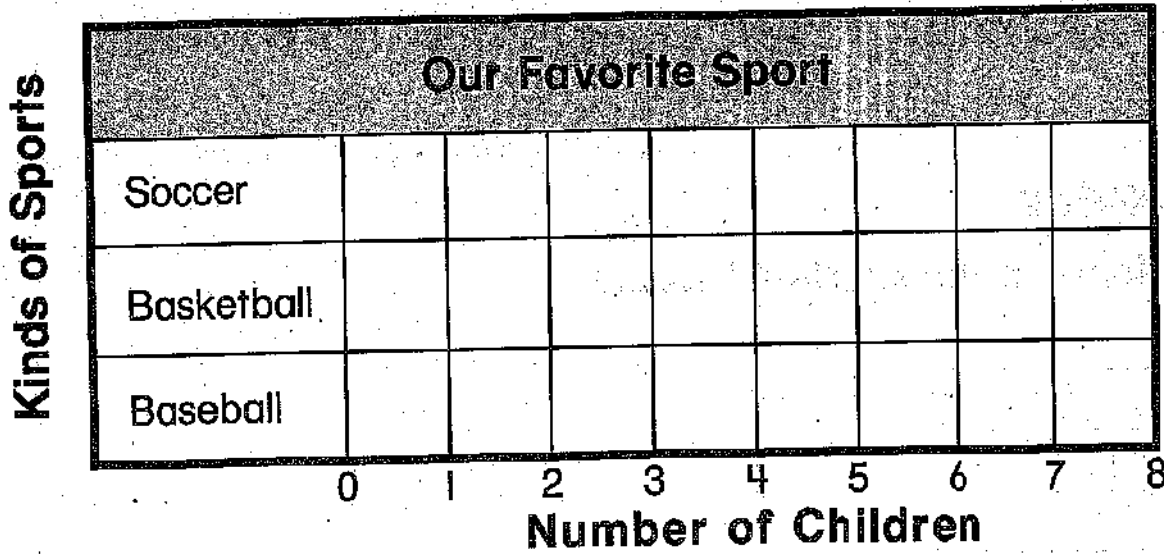
Name _____

Problem Solving • Represent Data

Bella made a tally chart to show the favorite sport of 10 friends.

Our Favorite Sport	
Soccer	I
Basketball	
Baseball	I

Use the tally chart to make a bar graph.



Use the graph to solve.


1. How many friends chose soccer?

_____ friends

2. How many friends chose soccer or basketball?

_____ friends

Lesson Check




1. Use the graph. How many more children have fish than a dog?

- 1 more
- 3 more
- 4 more
- 5 more

Spiral Review

2. Which ribbon is the shortest? (Lesson 9.1)



3. Look at the hour hand.
What is the time? (Lesson 9.6)




- 6 o'clock
- 5:00
- 4:00
- 3 o'clock




Chapter 10 Review/Test

Vocabulary

1. Circle the **picture graph**. (p. 414)
2. Use the picture graph to complete the **bar graph**. (p. 422)



Kinds of Juice





0 1 2 3 4 5 6 7
Number of Children



Each  stands for 1 child.

Concepts and Skills

Use the graphs above to answer the question.

3. How many children chose ? _____ children



4. How many children chose ? _____ children

5. How many more children chose  than ? _____ more children

6. Which juice did more children choose? Circle it.



7. How many children chose soccer?

Our Favorite Sport		Total
 t-ball		3
 soccer		

3



4






6



9
















8. Which snack did the most children choose?

Our Favorite Snack		
 banana		
 pretzel		
 raisins		



9. How many children chose  ?

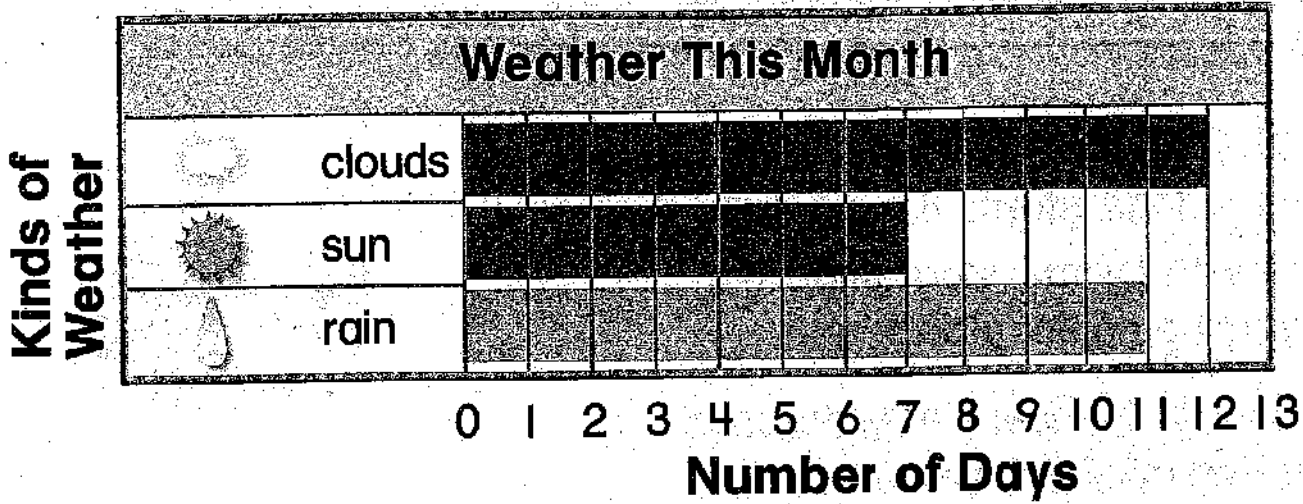
Color We Like							
 red							
 blue							

- 3 children
- 5 children
- 6 children
- 9 children

Each  stands for 1 child.



Name _____

10. How many more days this month had ☀ than ☁ ?



- 1 more day
- 4 more days
- 5 more days
- 11 more days

11. Sam makes a tally chart to show how many cars and trucks he has. Which group of tally marks shows how many cars Sam has?

Sam's Cars and Trucks		Total
 cars		8
 trucks	I	6

|||| I

|||| |||

|||| ||||

|||| ||||

Performance Task

Write a question to ask your class.

- Ask 10 children your question.
- Record the information in a tally chart.
- Show the same information in a picture graph or a bar graph.




Use words, numbers, or pictures to tell which thing is the favorite.

Name _____





Chapter 10 Extra Practice

Lessons 10.1 – 10.2 (pp. 413–420)

Use the picture graph to answer the question.







Each  stands for 1 child.

- How many children read  last night? _____ children
- Which book did the most children read? Circle.   

Lesson 10.3 (pp. 421–424)

Use the bar graph to answer the question.



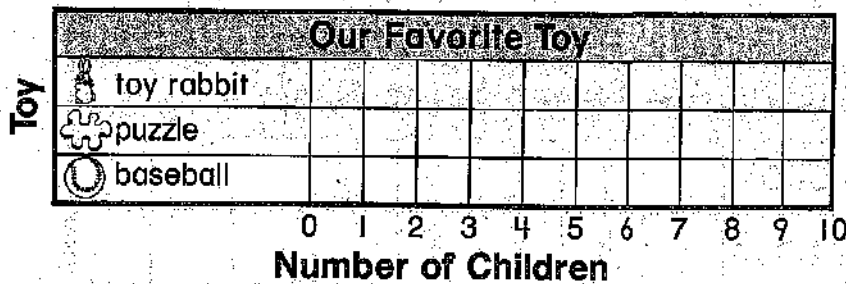
- How many children chose ? _____ children
- How many more children chose  than ? _____ more children

© Houghton Mifflin Harcourt Publishing Company

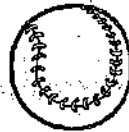
Lesson 10.4 (pp. 425-427)

Ask 10 friends which toy they like best.

1. Make a bar graph.





2. Which toy did the most children choose? Circle.



3. How many children chose ? _____ children

Lessons 10.5 - 10.6 (pp. 429-436)

Complete the tally chart.

Our Favorite Class Pet		Total
 guinea pig	 	
 fish		

Use the tally chart to answer each question.

1. Which pet did more children choose? Circle.



2. How many more children chose



_____ more children


Name _____

Three-Dimensional Shapes

Essential Question How can you identify and describe three-dimensional shapes?

Listen and Draw

Draw to sort the three-dimensional shapes.



Math Talk
Explain how you sorted the shapes.



MATHEMATICAL PRACTICES

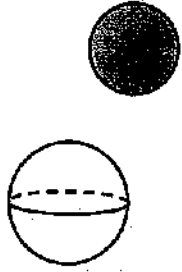
FOR THE TEACHER • Have children sort the three-dimensional shapes into two groups. Have them draw around each group to show how they sorted.



© Houghton Mifflin Harcourt Publishing Company

Model and Draw

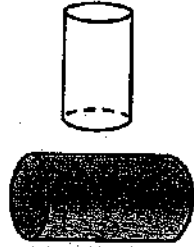
These are three-dimensional shapes.




sphere




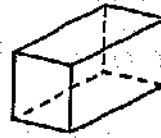
cone



cylinder




**rectangular
prism**



cube

Why is a cube a special kind of rectangular prism?

Share and Show



Use three-dimensional shapes.
Sort the shapes into three groups.
Name and draw the shapes.

1. only **flat surfaces**

2. only a **curved surface**

3. both flat and curved surfaces

Name _____

On Your Own

Use three-dimensional shapes. Write the number of flat surfaces for each shape.

4. A rectangular prism has 6 flat surfaces.

5. A cube has _____ flat surfaces.

6. A cylinder has _____ flat surfaces.

7. A cone has _____ flat surface.



Write to name each shape.

Exercises 4-7 can help you write the shape names.

8.



9.




10.



11.



12.




PROBLEM SOLVING REAL WORLD

Circle the objects that match the clues.

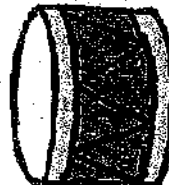
13. Josh drew an object that has only flat surfaces.



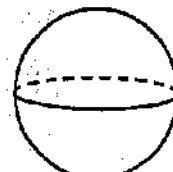
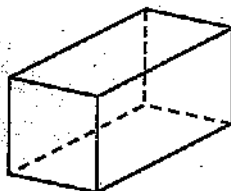
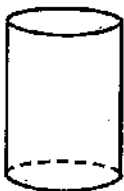
14. Kelly drew objects that have both flat and curved surfaces.



15. ~~HOT~~ Sandy drew some rectangular prisms.



16. **Test Prep** Which shape has only flat surfaces?



TAKE HOME ACTIVITY • Ask your child to name real objects shaped like a sphere, a rectangular prism, and a cylinder.

Name _____

Three-Dimensional Shapes

Use three-dimensional shapes.
Write the number of flat surfaces for each shape.

1. A cylinder has ___ flat surfaces.

.....

2. A rectangular prism has ___ flat surfaces.

.....

3. A cone has ___ flat surface.

.....

4. A cube has ___ flat surfaces.

.....

PROBLEM SOLVING REAL WORLD

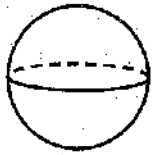
5. Circle the object that matches the clue.
Mike finds an object that has only a curved surface.



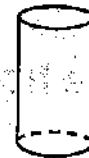
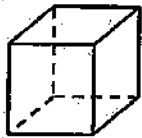
© Houghton Mifflin Harcourt Publishing Company

Lesson Check

1. Which shape has both flat and curved surfaces?



2. Which shape has only a curved surface?



Spiral Review

3. Count forward. What number is missing? (Lesson 6.1)

109, 110, 111, —, 113

107

108

112

117

4. What is the sum of 2 and 3? (Lesson 1.2)

1

4

5

6

Name _____

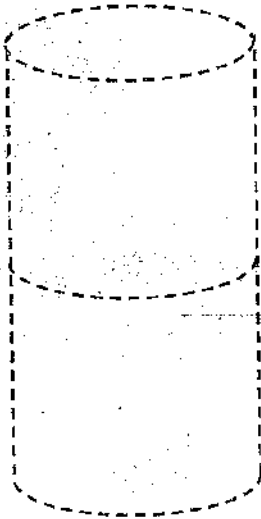
Combine Three-Dimensional Shapes

Essential Question How can you combine three-dimensional shapes to make new shapes?


Listen and Draw REAL WORLD

Trace to draw the new shape.
Write to name the new shape.


Mandy



Carl



Math Talk
Describe the
new shapes Mandy
and Carl made.



MATH TALK PRACTICES

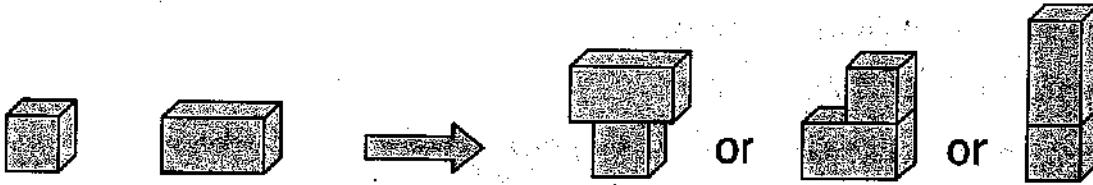


FOR THE TEACHER • Have children trace the shapes to solve the problems. Mandy stacks one cylinder on top of another cylinder. Carl stacks one cube on top of another cube. What new shapes did Mandy and Carl make?

Model and Draw

You can put shapes together to make a new shape.


What other new shapes could you make?

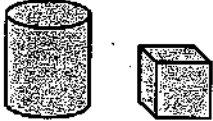






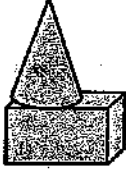



Share and Show




Use three-dimensional shapes.







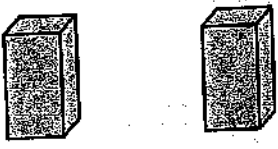
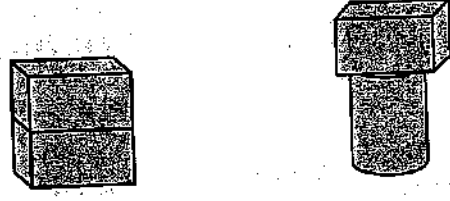


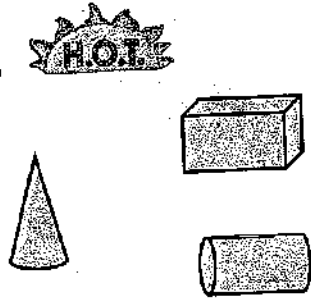
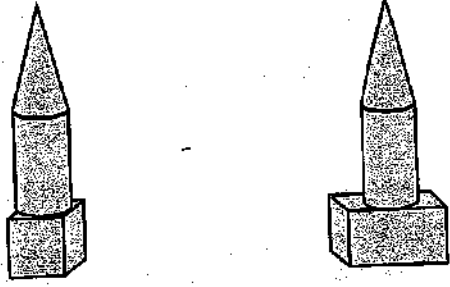
Combine.	Which new shape can you make? Circle it.	
1. 		
2. 		
3. 		

Name _____



On Your Own

Use three-dimensional shapes.

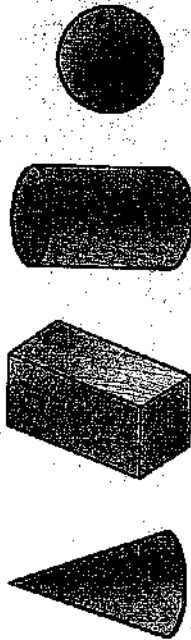
Combine.	Which new shape can you make? Circle it.
4. 	
5. 	
6. 	
7. 	
8. 	

© Houghton Mifflin Harcourt Publishing Company

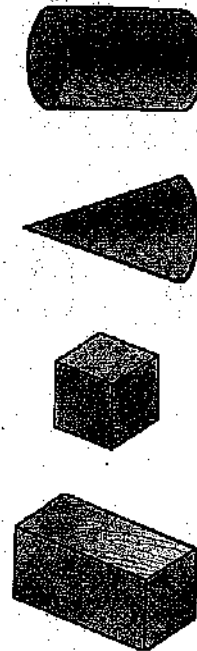

PROBLEM SOLVING REAL WORLD

H.O.T. Circle the shapes you could use to model the ice cream cone and birdhouse.

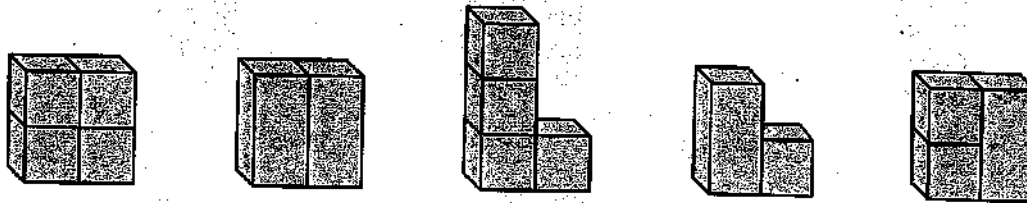
9.



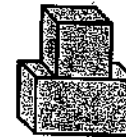
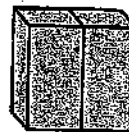
10.



H.O.T. Circle the ways that make the same shape.



12. **Test Prep** Which new shape can you make?



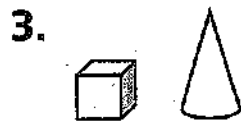
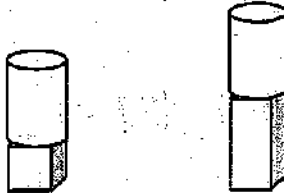
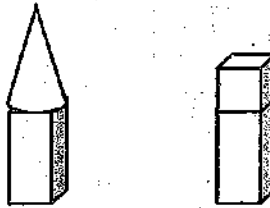
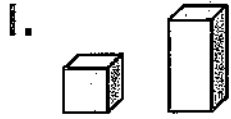
TAKE HOME ACTIVITY • Ask your child to show you two different new shapes he or she can make by combining a soup can and a cereal box.

Combine Three-Dimensional Shapes

Use three-dimensional shapes.

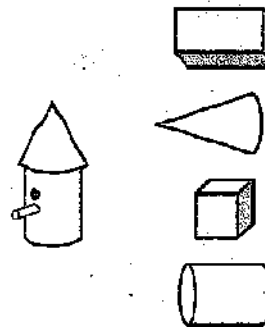
Combine.

Which new shape can you make?
Circle it.





PROBLEM SOLVING REAL WORLD

4. Circle the shapes you could use to model the bird feeder.



Lesson Check

1. Which shape combines  and ?



Spiral Review

2. What is the sum? (Lesson 8.2)

$$40 + 20 = \underline{\quad}$$

60

50

42

20

-
3. Emi has 15 crayons. She gives some crayons to Jo. Now she has 9 crayons. How many crayons did Emi give to Jo? (Lesson 5.1)

4

6

7

12

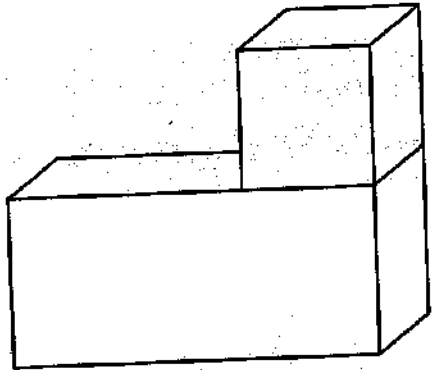
Name _____

Make New Three-Dimensional Shapes

Essential Question How can you use a combined shape to build new shapes?

Listen and Draw REAL WORLD

Draw to copy the shape.



Math Talk

Describe how to draw to copy the new shape.



MATHEMATICAL PRACTICES

FOR THE TEACHER • Jeff put a box on top of another box. Draw to copy the new shape Jeff made.



Model and Draw

Step 1

Build.



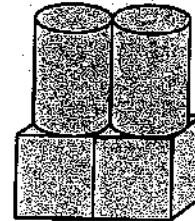

Step 2

Repeat.



Step 3

Combine.

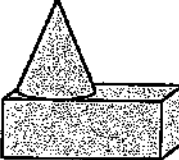
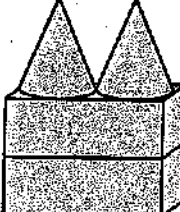
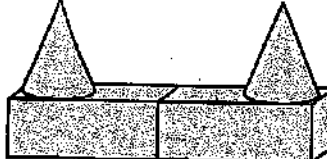

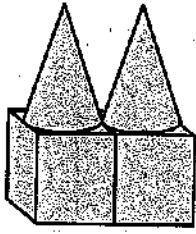
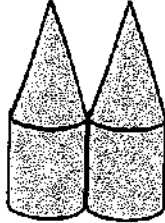

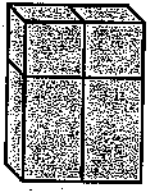



Circle a new shape you can make. Explain why you cannot make the other shape.


Share and Show












Use three-dimensional shapes.

Build and Repeat.	Combine. Which new shape can you make? Circle it.	
<p>1.</p> 		
<p>2.</p> 		
<p>3.</p> 		


On Your Own



Use three-dimensional shapes.


Build and Repeat.	Combine. Which new shape can you make? Circle it.	
<p>4.</p> 	 	
<p>5.</p> 	 	
<p>6.</p> 	 	

7. **HOT!** Look at the shape.



How many  are used to make the shape?

_____  make the shape.

How many  are used to make the shape?

_____  make the shape.



TAKE HOME ACTIVITY • Ask your child to explain how he or she solved Exercise 4.


FOR MORE PRACTICE:
Standards Practice Book, pp. P217–P218



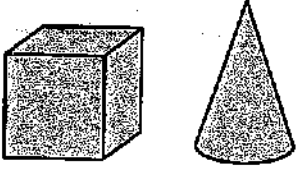
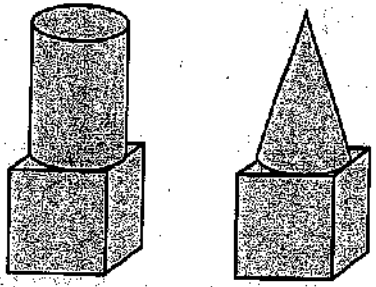
Mid-Chapter Checkpoint

Concepts and Skills



1. Circle the rectangular prisms.
2. Draw a line under the shapes that have both flat and curved surfaces.

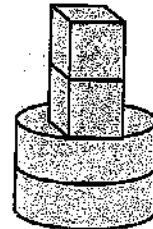
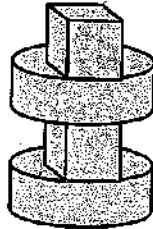
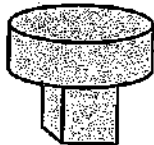
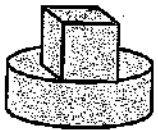


Use three-dimensional shapes.

Combine.	Which new shape can you make? Circle it.
<p>3.</p> 	

4. **Test Prep** Which new shape can you make?

Combine  and .



Name _____

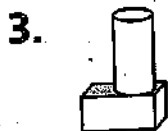
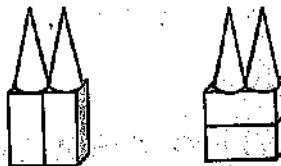
Make New Three-Dimensional Shapes

Use three-dimensional shapes.

Build and Repeat.



Combine. Which new shape can you make? Circle it.



PROBLEM SOLVING **REAL WORLD**


4. Dave builds this shape.
Then he repeats and combines.
Draw a shape he can make.





Lesson Check

1. Which new shape can you make?

Combine



and



Spiral Review

2. Which addition fact helps you solve $15 - 6 = \underline{\quad}$? (Lesson 4.3)

$$6 + 5 = 11$$

$$8 + 6 = 14$$

$$6 + 7 = 13$$

$$6 + 9 = 15$$

3. Which doubles fact helps you solve $5 + 6 = 11$? (Lesson 3.5)

$$3 + 3 = 6$$

$$4 + 4 = 8$$





$$5 + 5 = 10$$


$$7 + 7 = 14$$

Name _____

Problem Solving • Take Apart
Three-Dimensional Shapes

Essential Question How can acting it out help you take apart combined shapes?

Mike has , , , and . He chose some shapes to build a bridge. Which shapes did Mike use to build the bridge?



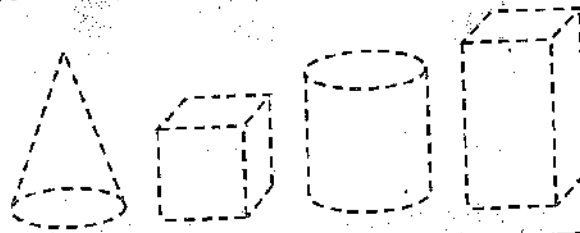
Unlock the Problem REAL WORLD

What do I need to find?

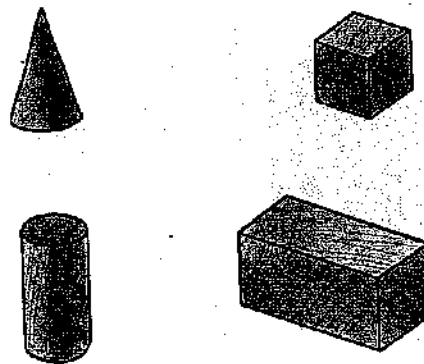

which ~~shapes~~ Mike chose to build the bridge

What information do I need to use?


Mike has these shapes.



Show how to solve the problem.



© Houghton Mifflin Harcourt Publishing Company



HOME CONNECTION • Your child is investigating how shapes can be taken apart. Being able to decompose shapes into smaller parts provides a foundation for future work with fractions.

Try Another Problem

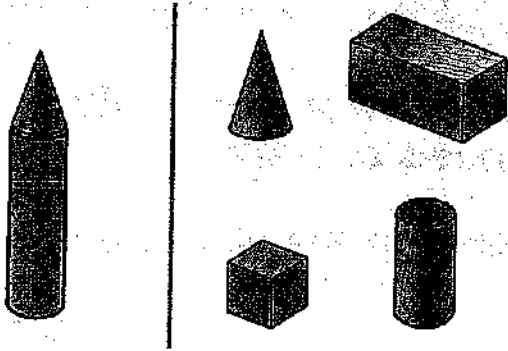
Kim used shapes to build this castle.




Use three-dimensional shapes. Circle your answer.

• What do I need to find?
• What information do I need to use?

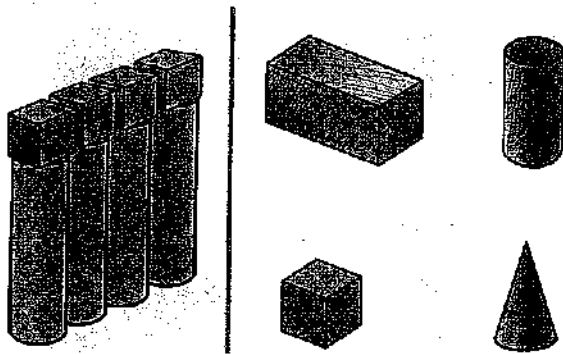
1. Which shapes did Kim use to build the tower?



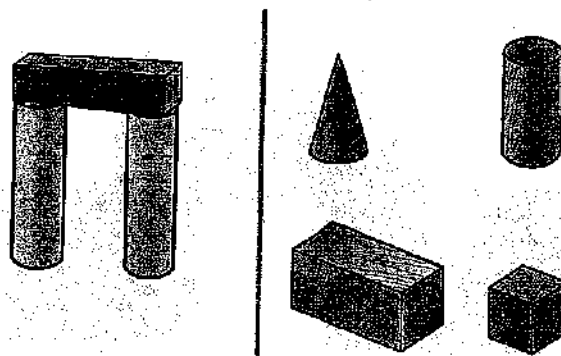
2. Which shapes did Kim use to build this wall?



3. Which shapes did Kim use to build this wall?



4. Which shapes did Kim use to build the gate?



Math Talk
Describe how you know which shapes Kim used to build the tower.

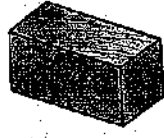
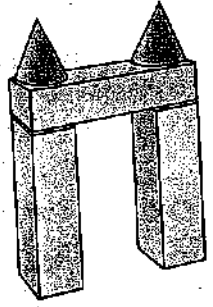
© Houghton Mifflin Harcourt Publishing Company




Share and Show





Use three-dimensional shapes.
Circle your answer.

5. Zack used shapes to build this gate. Which shapes did Zack use?



6. Chris used shapes to build this wall. Which shapes did Chris use?




7. **HOT** Rosa uses , , , and  to build a tower. Draw to show a tower Rosa could build.

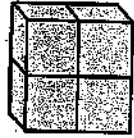

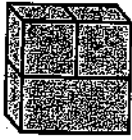
On Your Own

Circle the ways that show the same shape.


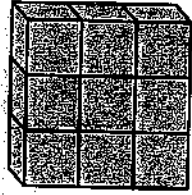
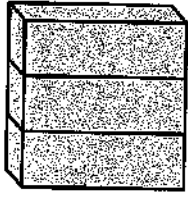
8.



9.




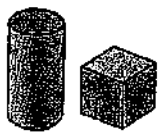



10.



11. Test Prep

Which shapes are used to make the towers?



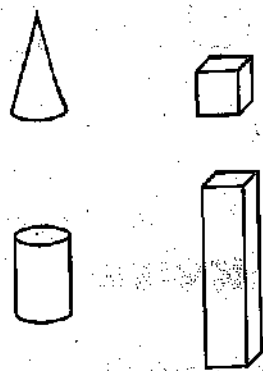
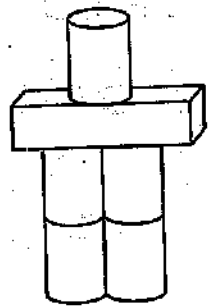
TAKE HOME ACTIVITY • Use real items such as a soup can (cylinder) and a cereal box (rectangular prism) to build a shape. Ask your child to name the shapes you used.

Name _____

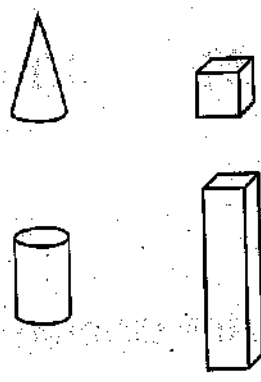
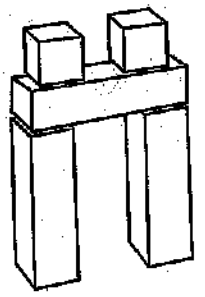
Problem Solving • Take Apart Three-Dimensional Shapes

Use three-dimensional shapes.
Circle your answer.

1. Paco used shapes to build this robot. Circle the shapes he used.

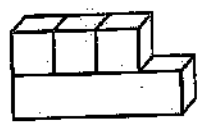
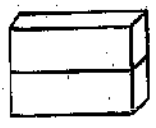
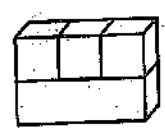


2. Eva used shapes to build this wall. Circle the shapes she used.



PROBLEM SOLVING REAL WORLD

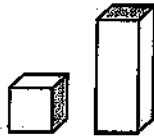
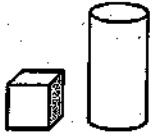
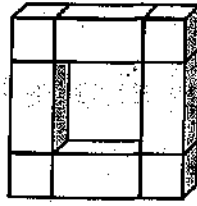
3. Circle the ways that show the same shape.



© Houghton Mifflin Harcourt Publishing Company

Lesson Check

1. Which shapes are used to make the picture frame?



Spiral Review

2. Which is true? (Lesson 7.3)

$13 > 31$

$13 = 31$

$31 < 13$

$31 > 13$

3. What is the difference? (Lesson 8.9)

$60 - 30 = \underline{\quad}$

60

30

20

3

Name _____


Two-Dimensional Shapes on Three-Dimensional Shapes

Essential Question What two-dimensional shapes do you see on the flat surfaces of three-dimensional shapes?


Listen and Draw REAL WORLD



Use a cone.



Math Talk
What other shape could you use to draw the same kind of picture?
Explain.



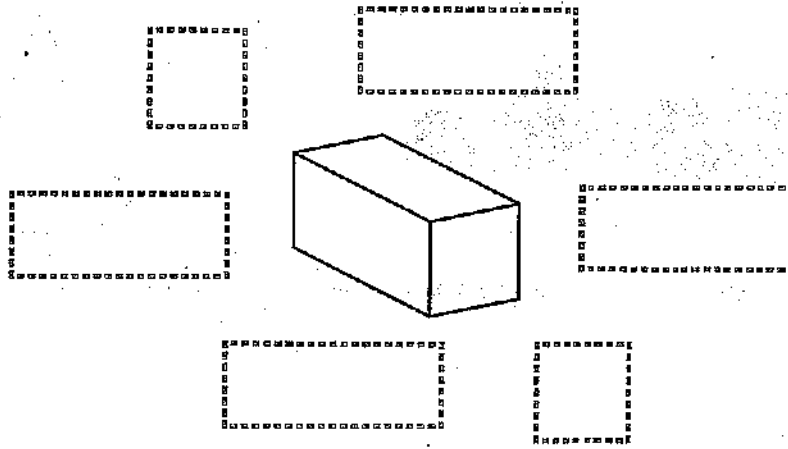
MATHEMATICAL PRACTICES



FOR THE TEACHER • Read the following problem and have children use the workspace to act it out. Lee places a cone on a piece of paper and draws around its flat surface. What did Lee draw?

Model and Draw

Trace around the flat surfaces of the three-dimensional shape to find the two-dimensional shapes.

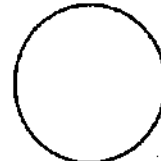


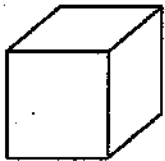


Share and Show

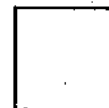

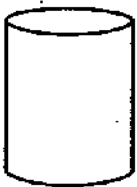


Use three-dimensional shapes. Trace around the flat surfaces. Circle the shapes you draw.


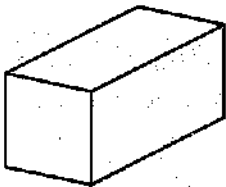
1.



2.



3.






Name _____

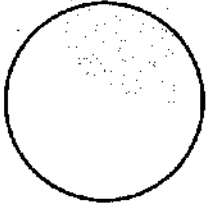
On Your Own

Circle the objects you could trace to draw the shape.




4.




5.



6.



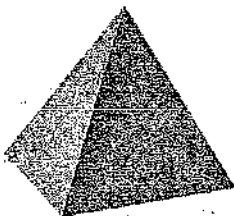
7.



8.



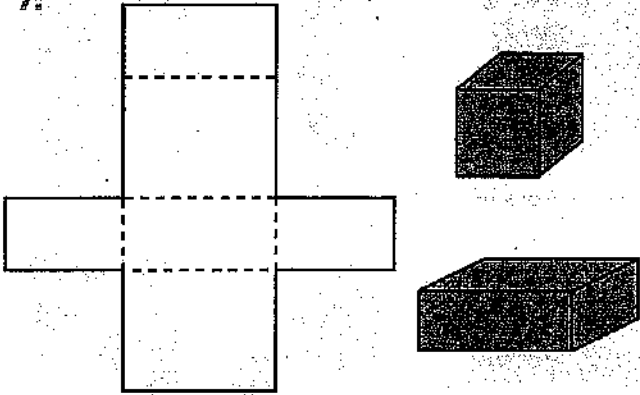
Draw a shape you would make if you traced this object.



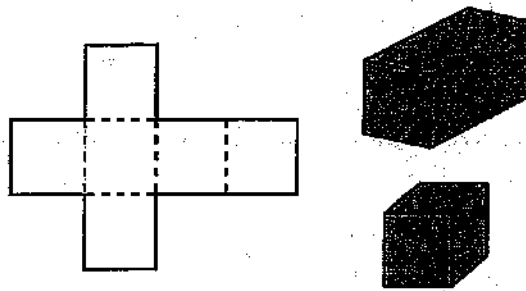
PROBLEM SOLVING REAL WORLD

Circle the shape that the pattern will make if you fold it and tape it together.

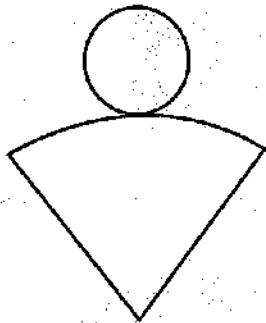
9.




10.



11.



12. **Test Prep** Which flat surface does a cube have?

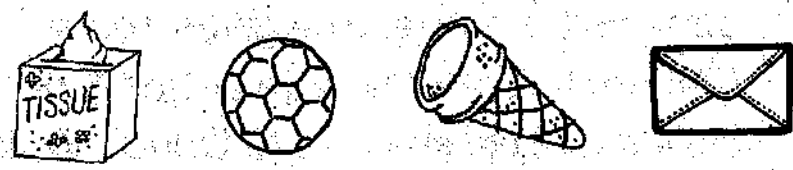
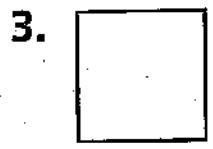

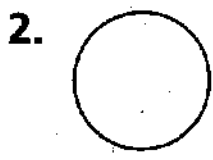
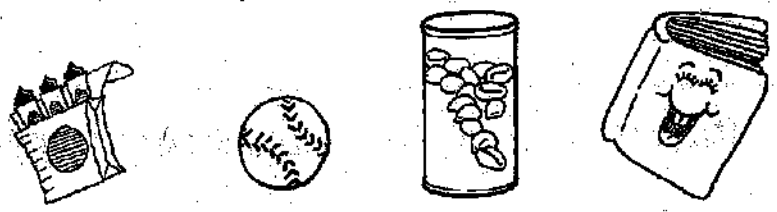



TAKE HOME ACTIVITY • Collect a few three-dimensional objects, such as boxes, that are shaped like rectangular prisms or cubes. Ask your child what two-dimensional shapes are on those objects.

Name _____

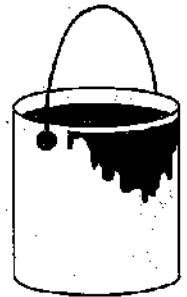
Two-Dimensional Shapes on Three-Dimensional Shapes

Circle the objects you could
trace to draw the shape.




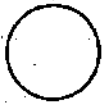
PROBLEM SOLVING REAL WORLD

4. Look at this shape.
Draw the shape you
would make if you
traced this object.



Lesson Check

1. Which flat surface does a cone have?



2. Which flat surfaces could a rectangular prism have?



Spiral Review

3. Jade has 8 books. She gives some of them to Dana. Now Jade has 6 books. How many did she give to Dana? Which subtraction sentence answers the problem? (Lesson 4.1)

$$9 - 3 = 6 \quad 9 - 2 = 7 \quad 8 - 3 = 5 \quad 8 - 2 = 6$$



4. What is the sum? (Lesson 1.5)

$$3 + 0 = \underline{\quad}$$

0



1



3






4

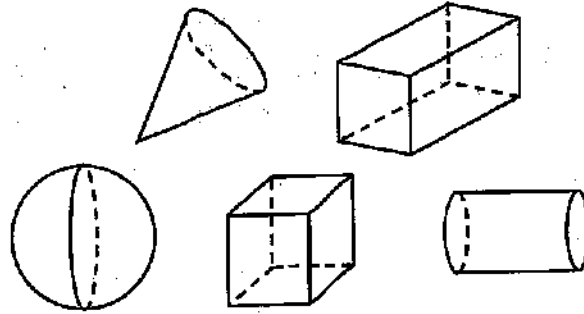




Chapter 11 Review/Test


Vocabulary (p. 458)

1. Color the **cube** with .
2. Color the **cone** with .
3. Color the **cylinder** with .



Concepts and Skills


4. Circle the objects that have only flat surfaces.
5. Draw a line under the object that has both curved and flat surfaces.




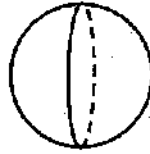
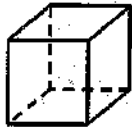
Use three-dimensional shapes.
Write the number of flat surfaces.

6. A rectangular prism has _____ flat surfaces.

7. Circle the objects you could trace to draw the shape.



8. Which shape has only flat surfaces?



9. Which shape has only 2 flat surfaces?

rectangular prism



sphere



cone

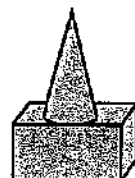


cylinder



10. Which new shape can you make?

Combine  and .





11. Which new shape can you make?

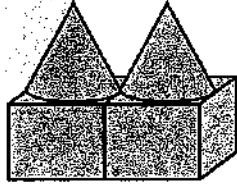
Combine  and .



Name _____


12. Which new shape can you make?


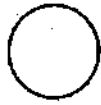

Combine  and .



13. Which shape was **not** used to build this sandcastle?



14. Which shape can you draw if you trace around the flat surface of a ?



15. Which shape can you draw if you trace around a flat surface of a cube?



Performance Task

Shane has these blocks.

- He stacks two blocks to build a tower. One block has a curved surface. The other has only flat surfaces.
- Then he builds two more towers. His three towers are all the same.
- He uses the three towers to make a wall.

Use blocks. Make a wall that Shane could build. Draw your wall. Write the names of the two shapes you use.



cone



cube




sphere



cylinder



rectangular
prism



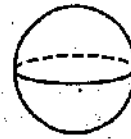
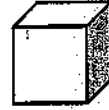
A large, empty rectangular box with rounded corners, intended for drawing a wall and writing the names of the shapes used.

Chapter 11 Extra Practice

Lesson 11.1 (pp. 457-460)

Use three-dimensional shapes.
Write the number of flat surfaces
for each shape.

1. A cone has flat surfaces.
2. A cube has flat surfaces.
3. A cylinder has flat surfaces.
4. A rectangular prism has flat surfaces.



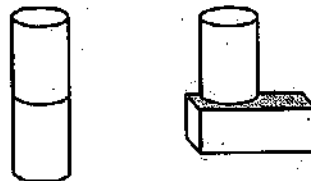
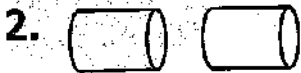
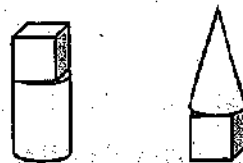
Lesson 11.2 (pp. 461-464)

Use three-dimensional shapes.

Combine.



Which new shape can you
make? Circle it.

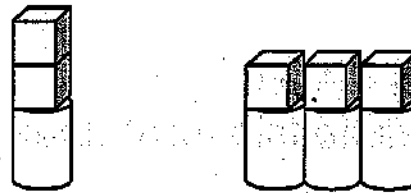
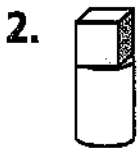


Lesson 11.3 (pp. 465-467)

Use three-dimensional shapes.

Build and Repeat.

Combine. Which new shape can you make? Circle it.



Lesson 11.5 (pp. 473-476)

Circle the objects you could trace to draw the shape.

