

1st Grade Chapter 7

“Compare Numbers” Reteach Lessons 7.1-7.5

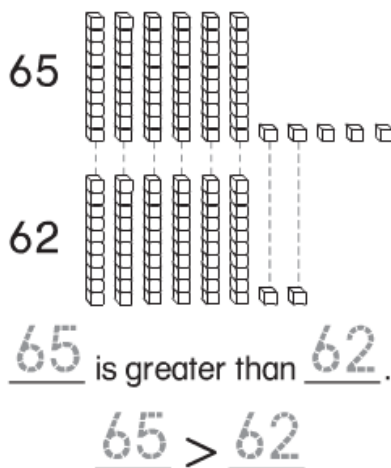
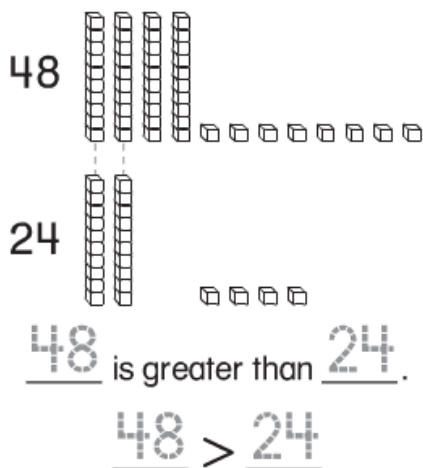
Name _____

Lesson 7.1
Reteach

COMMON CORE STANDARD MACC.1.NBT.2.3
Understand place value.

Algebra • Greater Than

You can compare numbers to find which is greater.



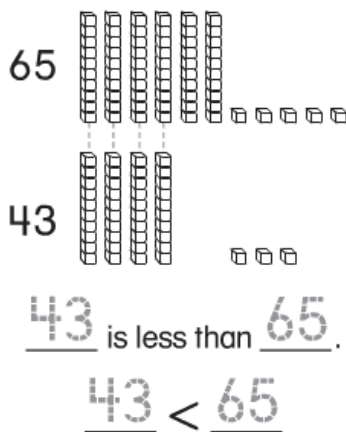
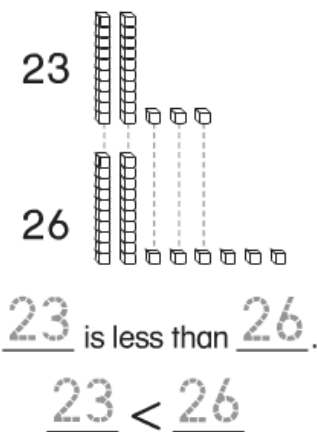
Name _____

Lesson 7.2
Reteach

COMMON CORE STANDARD MACC.1.NBT.2.3
Understand place value.

Algebra • Less Than

You can compare numbers to find which is less.



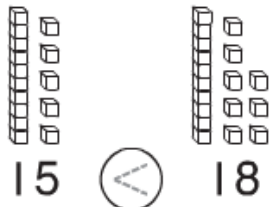
Name _____

Lesson 7.3
Reteach

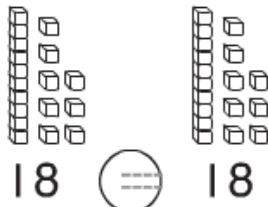
COMMON CORE STANDARD MACC.1.NBT.2.3
Understand place value.

Algebra • Use Symbols to Compare

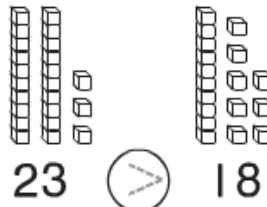
You can use symbols to compare numbers.



This symbol
means
is less than.



This symbol
means
is equal to.



This symbol
means
is greater than.

Name _____

Lesson 7.4
Reteach

COMMON CORE STANDARD MACC.1.NBT.2.3
Understand place value.

Problem Solving • Compare Numbers

Anthony has the number cards shown. He gives away the cards with numbers less than 6 and greater than 9. Which cards does Anthony have now?



Unlock the Problem

What do I need to find?

the number cards
that Anthony has now

What information do I need to use?

number cards < 6
and > 9.

Show how to solve the problem.



THINK
Cross out the numbers
Anthony gives away.

Anthony has number cards 7 and 8.

Name _____

Lesson 7.5

Reteach

COMMON CORE STANDARD MACC.1.NBT.3.5

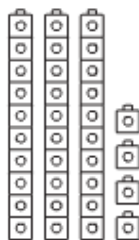
Use place value understanding and properties of operations to add and subtract.

10 Less, 10 More

24 is 10 less
than 34.




24



34

44 is 10 more
than 34.



44