



# Warrensburg-Latham High School

427 W North St Warrensburg, IL 62573 (217) 672-3531

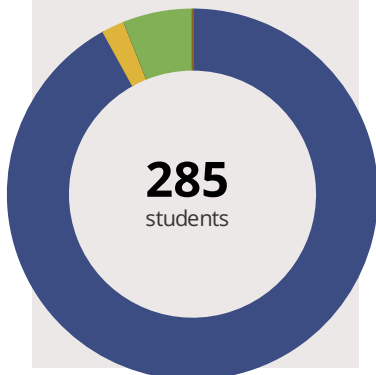
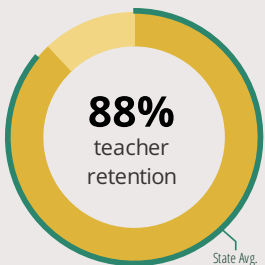
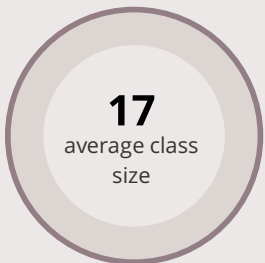
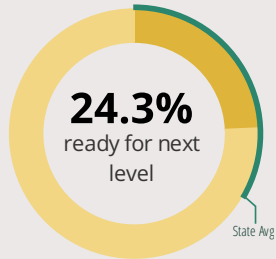
Grades: 9 - 12

District: Warrensburg-Latham CUSD 11

Principal: Mr. Ken Hatcher

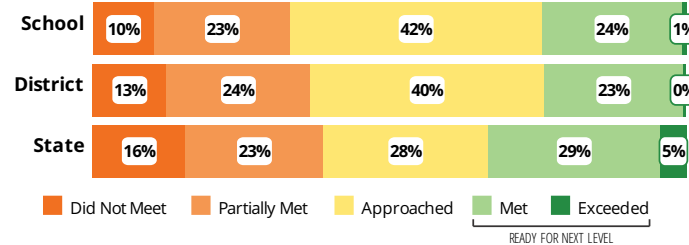
Superintendent: Dr. Kristen Kendrick-Weikle

## FAST FACTS



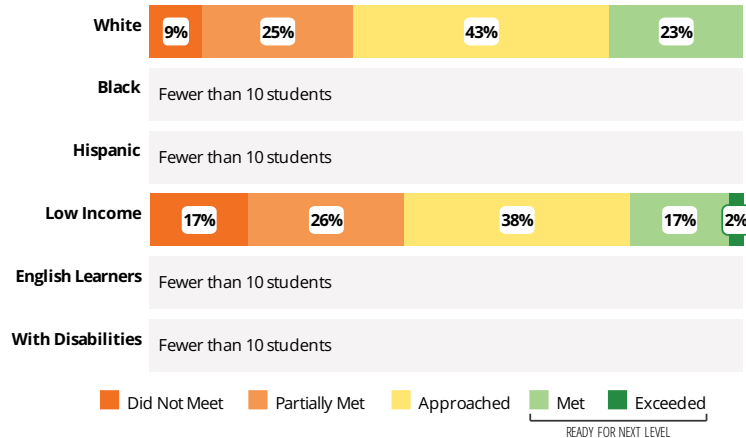
## Academic Success

All Illinois students in grades 3-8 take the PARCC assessment each year. High school students take the SAT in Math and English Language Arts.



## Success by Student Group

This display shows PARCC performance levels for each student group. No data is shown for groups with fewer than 10 students



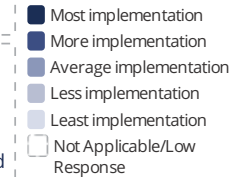
## Student Characteristics

White	92%	Low Income	31%
Black	2%	English Learners	0%
Hispanic	0%	With Disabilities	7%
Asian	0%	Homeless	0%
American Indian	0%		
Two or More Races	6%		
Pacific Islander	0%		

## School Environment



The **5Essentials Survey** allows students in grades 6-12 and all teachers to share their perspectives on essential conditions for learning. The anonymous survey consists of 5 components.



### Response Rates

Students	-
Teachers	-

### Effective Leaders

Do principals and teachers implement a shared vision for success?

### Collaborative Teachers

Do teachers collaborate to promote professional growth?

### Ambitious Instruction

Are classes challenging and engaging?

### Supportive Environment

Is the school safe, demanding, and supportive?

### Involved Families

Does the entire staff build strong external relationships?

## College Readiness

### Ready for College Coursework

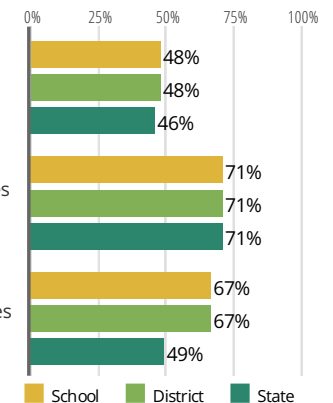
Students who meet or exceed ACT college readiness benchmarks

### Postsecondary Enrollment

Students who enroll at colleges and universities

### Postsecondary Remediation (lower is better)

Students enrolled in Illinois community colleges who require remedial coursework





# Warrensburg-Latham High School

## School Highlights

### Academic Courses

WLHS provides a rich educational experience for all students. AP and dual credit allows students to stretch outside the wall of WLHS. Double blocked courses provide struggling students with a chance to reach their potential. All classrooms have Promethean Interactive Boards. Students have access to computer labs and mobile Chromebook labs.

### Physical Education, Heath and Wellness

Students are required to pass four years of Physical Education. Students can choose from general Physical Education, Fitness or Zero Hour Weight Training to fulfill the requirements. Health is taught as a semester class to coincide with driver's ed and careers.

### Other Programs and Activities

Art Club, Auditorium Tech Crew, Career Education Events, Drama/Theatre, Language Clubs, Marching Band, Math Club, National Honor Society, Parent Associations, Poetry Workshops, Poetry Workshops, Scholastic Bowl, Science Club, Student Council/Government, Tutoring Program, WL Booster Club, W-L Education Foundation, WL Lions Club, Yearbook Club

### School Awards

Boys Basketball Sectional Finals 2014, Double State Champion in Girl's Track, Highly successful Scholastic Bowl Program. Several State Finals.

### Career Development Courses and Programs

Accounting I, Business and Technology Concepts, Computer Concepts and Software Applications, Drafting, Family and Career Relationships, Family Resource Management and Planning, Heartland Technical Academy, Information Processing I, Information Processing II, Introduction to Family and Consumer Sciences Careers, Nutrition and Culinary Arts I, Parenting, Web Page and Interactive Media Development I

### Athletics

Boy's Baseball, Boy's Basketball, Boy's Cross Country, Boy's Football, Boy's Golf, Boy's Soccer, Boy's Track & Field, Boy's Wrestling, Conditioning and Fitness Classes, Girl's Basketball, Girl's Cross Country, Girl's Golf, Girl's Soccer, Girl's Softball, Girl's Track & Field, Girl's Volleyball, Three-Point Showdown

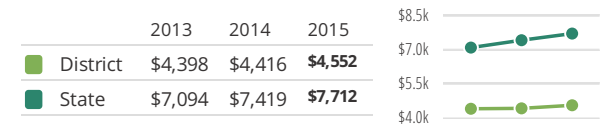
### School Personnel Resources

Librarian/Media Specialist, School Guidance Counselor, School Social Worker, Special Education Teacher, Speech Language Pathologist-non teaching

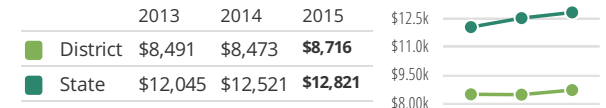
### Facilities

## District Finance

**Instructional Spending per Pupil** includes only the activities directly dealing with the teaching of students or the interaction between teachers and students.



**Operational Spending per Pupil** includes all costs for overall operations in this school's district, including Instructional Spending, but excluding summer school, adult education, capital expenditures, and long-term debt payments.



## Educator Measures

This school has had **1 principal(s)** over the past 6 years. In the last three years, an average of **88% of teachers** return to this school each year.

## Student Attendance and Mobility

### Attendance Rate

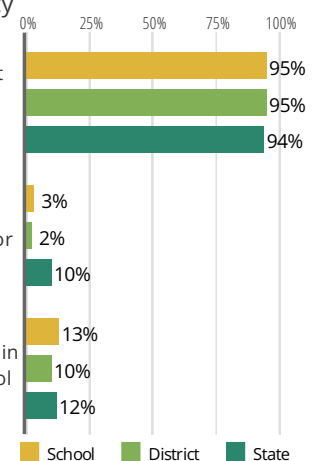
Rate at which students are present at school, not including excused or unexcused absences

### Chronic Truancy Rate

Percentage of students who have been absent without valid reasons for 5% or more of regular school days

### Student Mobility

Percentage of students who transfer in or out of the school during the school year, not including graduates



## FOR MORE INFORMATION

Visit [IllinoisReportCard.com](http://IllinoisReportCard.com) to see additional details about each item of information for this school. There you will find charts spanning multiple years, detailed explanations, resources, more of the school's programs and activities, and powerful tools that let you dig deeper into data.

Most of this data has been collected by ISBE from school districts through data systems. Some information, such as the School Highlights, is entered directly by principals and can be updated throughout the year.