

120th Day!



Terms of Use

Thank you for your purchase! By purchasing this resource, you are agreeing that the contents are the property of Michelle Staley and licensed to you only for classroom / personal use as a single user. I retain the copyright, and reserve all rights to this product. Please remember to leave feedback so you will earn TpT Credits, which may be applied to your future purchases.

You may:

- Use free and purchased items for your own classroom students, or your own personal use.
- Reference this product in blog posts, at seminars, professional development, workshops, or other such venues, ONLY if both credit is given to myself as the author, and a link back to my TpT store is included in the presentation.
- Purchase licenses at a great discount for other teachers to use this resource.

You may not:

- Claim this work as your own, alter the files in any way, or remove copyright / watermarks.
- Sell the files or combine them into another unit for sale / free.
- Post this document for sale / free elsewhere on the internet (this includes Google Doc links on blogs).
- Making copies of purchased items to share with others is strictly forbidden and is a violation of the TOU / law.

Let's Connect!

Click the icon to follow me
@Teach by Michelle Allison



Join the Facebook group:
Using Boom Cards in the
Classroom!

Website: www.teachbymichelleallison.com


Email: teachbymichelleallison@gmail.com



You may also like...


Math Centers

Unit 1: Grade 1
ADDING,
SUBTRACTING, &
WORKING WITH DATA

A young boy and girl are sitting at a table, focused on a colorful math activity. They appear to be using small manipulatives or cards on a worksheet.


Math Centers

Unit 2: Grade 1
ADDITION &
SUBTRACTION
STORY PROBLEMS

A young girl is sitting at a desk, writing with a pencil. To her right is a colorful abacus with beads in various colors.


Math Centers

Unit 3: Grade 1
ADDING &
SUBTRACTING
WITHIN 20

A young girl and boy are sitting at a table, using colorful math manipulatives. They are looking at each other and the materials on the table.

Math Centers

Unit 4: Grade 1
NUMBERS
TO 99

A close-up shot of a colorful abacus with beads in shades of green, yellow, orange, red, pink, and blue.

Math Centers

Unit 5: Grade 1
ADDING WITHIN
100

A young girl with a red flower in her hair is sitting at a table. She is holding a large yellow number '100' and looking at it. An abacus is visible in the background.

You may also like...

Addition Strategies

Grade 1

BOOM Cards with AUDIO!

- Use Tally Marks
- Doubles and Doubles Plus One
- Fact Families
- Counting On
- Addition Strategies
- Counting On to Add

BUNDLE!

TEACH BY *Michelle Allison*

Place Value

BOOM Cards with AUDIO!

- Place Value to 100
- Place Value to 100
- Place Value to 100
- Place Value to 100
- Place Value to 100
- Place Value to 100

NUMBERS IN BASE TEN

Trick Words

Level 1

BOOM Cards with AUDIO!

- Unit 2 Trick Word
- Unit 3 Trick Word
- Unit 4 Trick Word
- Unit 5 Trick Word
- Unit 6 Trick Word
- Unit 7 Trick Word
- Unit 8 Trick Word
- Unit 9 Trick Word
- Unit 10 Trick Word
- Unit 11 Trick Word

Audio on every card!

13 UNITS BUNDLE

TEACH BY *Michelle Allison*

SENTENCE SCRAMBLES

BOOM Cards with AUDIO!

- Unit 2 Sentence Scrambles
- Unit 3 Sentence Scrambles
- Unit 4 Sentence Scrambles
- Unit 5 Sentence Scrambles
- Unit 6 Sentence Scrambles
- Unit 7 Sentence Scrambles
- Unit 8 Sentence Scrambles
- Unit 9 Sentence Scrambles
- Unit 10 Sentence Scrambles
- Unit 11 Sentence Scrambles

Audio on every card!

LEVEL 1 BUNDLE

©Teach by Michelle Allison



NAME: _____

DIRECTIONS: FIND AND CIRCLE AS MANY WORDS AS YOU CAN.

f	r	i	e	n	d	s	c	u	z
t	e	r	w	q	m	c	n	r	c
a	c	y	u	b	l	i	p	w	e
o	e	f	h	k	r	e	a	d	i
k	s	y	d	r	u	n	o	s	f
c	s	v	l	x	r	c	x	g	u
y	d	z	b	g	l	e	a	r	n
m	x	s	c	h	o	o	l	e	i
w	r	i	t	e	p	q	u	s	b
t	s	h	e	n	b	m	a	t	h

- | | | |
|----------------------------------|---------------------------------|----------------------------------|
| <input type="checkbox"/> math | <input type="checkbox"/> write | <input type="checkbox"/> school |
| <input type="checkbox"/> read | <input type="checkbox"/> recess | <input type="checkbox"/> friends |
| <input type="checkbox"/> science | <input type="checkbox"/> fun | <input type="checkbox"/> learn |

NAME: _____

120TH DAY
WORD SEARCH

DIRECTIONS: FIND AND CIRCLE AS MANY WORDS AS YOU CAN.

ANSWER KEY

f	r	i	e	n	d	s			
	e					c			
	c					i			
	e				r	e	a	d	
	s					n			f
	s					c			u
					l	e	a	r	n
		s	c	h	o	o	l		
w	r	i	t	e					
						m	a	t	h

math

write

school

read

recess

friends

science

fun

learn

NAME: _____

SUBTRACTION WITHIN 10



1



2



3



4



5



6

$3 - 1 =$

$4 - 2 =$

$8 - 3 =$

$9 - 6 =$

$4 - 0 =$

$9 - 2 =$

$8 - 5 =$

$10 - 5 =$

$7 - 2 =$

$5 - 3 =$

$6 - 4 =$

$5 - 2 =$

$7 - 5 =$

$9 - 7 =$

$7 - 1 =$

$10 - 4 =$

$8 - 2 =$

$8 - 6 =$

$7 - 4 =$

$4 - 3 =$

$3 - 2 =$


$9 - 5 =$

$8 - 4 =$

$6 - 3 =$

NAME: _____

SUBTRACTION WITHIN 10



1



2



3



4



5



6

A cartoon girl with brown hair, a pink bow, and a yellow shirt is holding a large blue '120'. The background is green with yellow stars. Various subtraction problems are scattered around the girl and the number.

3 - 1 =

4 - 2 =

8 - 3 =

9 - 6 =

8 - 5 =

10 - 5 =

7 - 2 =

5 - 3 =

6 - 4 =

5 - 2 =

7 - 5 =

9 - 7 =

7 - 1 =

10 - 4 =

8 - 2 =

8 - 6 =

7 - 4 =

4 - 3 =

3 - 2 =










9 - 5 =


8 - 4 =

6 - 3 =

NAME: _____

ADDITION WITHIN 20

 purple 1	 pink 4	 green 7
 red 2	 yellow 5	 blue 8
 orange 3	 gray 6	 black 9



9 + 0 =

7 + 2 =

8 + 1 =

4 + 4 =

8 + 0 =

3 + 5 =

2 + 2 =

0 + 2 =

2 + 0 =

6 + 2 =

1 + 7 =

4 + 2 =

4 + 3 =

4 + 1 =

1 + 2 =

2 + 1 =

3 + 0 =

0 + 8 =

1 + 1 =

2 + 7 =

5 + 0 =

2 + 3 =

7 + 1 =

1 + 4 =

1 + 8 =

6 + 2 =

4 + 4 =

0 + 5 =

3 + 5 =

5 + 3 =

3 + 6 =

4 + 1 =

4 + 4 =

0 + 8 =

3 + 2 =

4 + 4 =

2 + 6 =

5 + 3 =

0 + 8 =

3 + 2 =

8 + 0 =

5 + 3 =

1 + 7 =

2 + 6 =










7 + 2 =


8 + 1 =

0 + 9 =

NAME: _____

ADDITION WITHIN 20

 purple 1	 pink 4	 green 7
 red 2	 yellow 5	 blue 8
 orange 3	 gray 6	 black 9



9 + 0 =

7 + 2 =

8 + 1 =

0 + 1 =

8 + 0 =

4 + 4 =

3 + 5 =

2 + 2 =

6 + 2 =

1 + 7 =

2 + 0 =

4 + 2 =

4 + 3 =

4 + 1 =

1 + 2 =

2 + 1 =

3 + 0 =

0 + 8 =

1 + 1 =

7 + 1 =

7 + 1 =

2 + 3 =

6 + 2 =

1 + 4 =

5 + 0 =

4 + 1 =

4 + 4 =

0 + 5 =

3 + 5 =

8 + 1 =

4 + 4 =

2 + 6 =

0 + 8 =

3 + 2 =

8 + 0 =

5 + 3 =

0 + 8 =

3 + 2 =

1 + 7 =

2 + 6 =

7 + 2 =

8 + 1 =

0 + 9 =

2 + 7 =

3 + 6 =

5 + 3 =

3 + 6 =

NAME: _____

SIGHT WORD PRACTICE



the



she



his



and



said



NAME: _____

COMPARING NUMBERS TO 120

DIRECTIONS: USE SYMBOLS $<$, $>$, $=$ TO COMPARE THE NUMBERS TO 120.

67 ○ 93

89 ○ 91

42 ○ 37

24 ○ 37

54 ○ 54

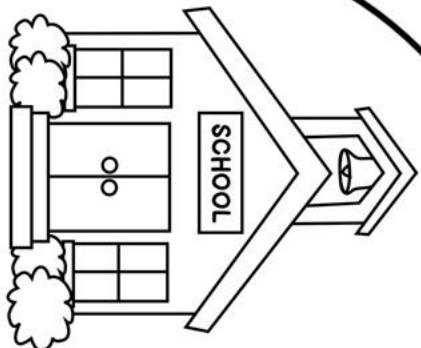
54 ○ 18

118 ○ 120

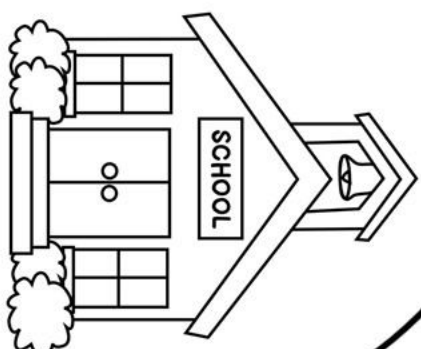
36 ○ 36

27 ○ 14

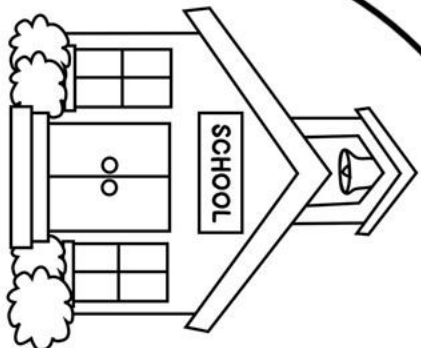
103 ○ 112



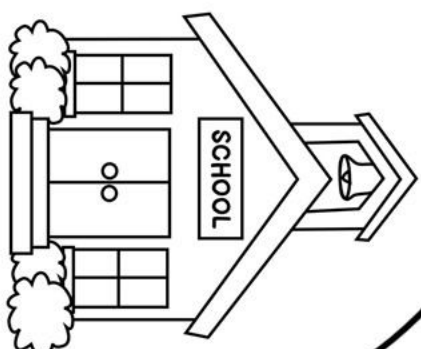
120



○ DAYS SMARTER ○

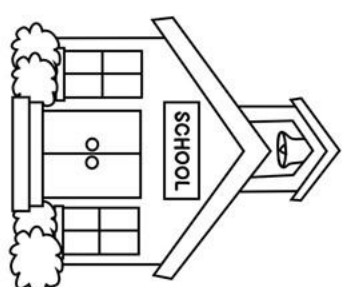
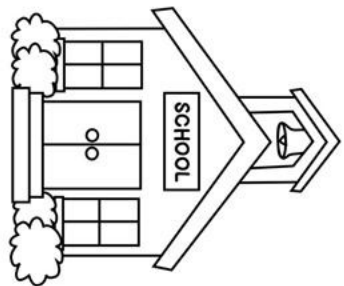


120





○ DAYS BRIGHTER ○


120





Smarter
Days




120



Days
Brigade





FINDING THE WAY TO 120

SKIP COUNTING
BY 10

DIRECTIONS: FIND YOUR WAY THROUGH THE MAZE BY SKIP COUNTING TO 120 BY 10.

START	10	20	50	40	70	80
20	60	30	70	30	50	60
40	10	40	50	60	80	70
30	50	60	40	70	90	100
50	80	70	90	80	70	60
60	70	80	100	110	120	END

FINDING THE WAY TO 120

SKIP COUNTING
BY 10

DIRECTIONS: FIND YOUR WAY THROUGH THE MAZE BY SKIP COUNTING TO 120 BY 10.

START	10	20	50	40	70	80
20	60	30	70	30	50	60
40	10	40	50	60	80	70
30	50	60	40	70	90	100
50	80	70	90	80	70	60
60	70	80	100	110	120	END

FINDING THE WAY TO 120

SKIP COUNTING
BY 5

DIRECTIONS: FIND YOUR WAY THROUGH THE MAZE BY SKIP COUNTING TO 120 BY 5.

START	5	10	15	20	30	80
20	60	30	70	25	50	60
40	10	40	35	30	80	85
30	60	45	50	55	60	65
50	80	70	60	65	70	70
60	70	80	90	85	80	75
110	105	100	95	70	90	95
115	90	95	110	105	110	100
120	END	90	95	120	115	120

FINDING THE WAY TO 120

SKIP COUNTING
BY 5

DIRECTIONS: FIND YOUR WAY THROUGH THE MAZE BY SKIP COUNTING TO 120 BY 5.

START	5	10	15	20	30	80
20	60	30	70	25	50	60
40	10	40	35	30	80	85
30	60	45	50	55	60	65
50	80	70	60	65	70	70
60	70	80	90	85	80	75
110	105	100	95	70	90	95
115	90	95	110	105	110	100
120	END	90	95	120	115	120

120 COUNTING COLLECTION

10

20

30

40

50

60

70

80

90

100

110

120

120 COUNTING COLLECTION

10

20

30

40

50

60

70

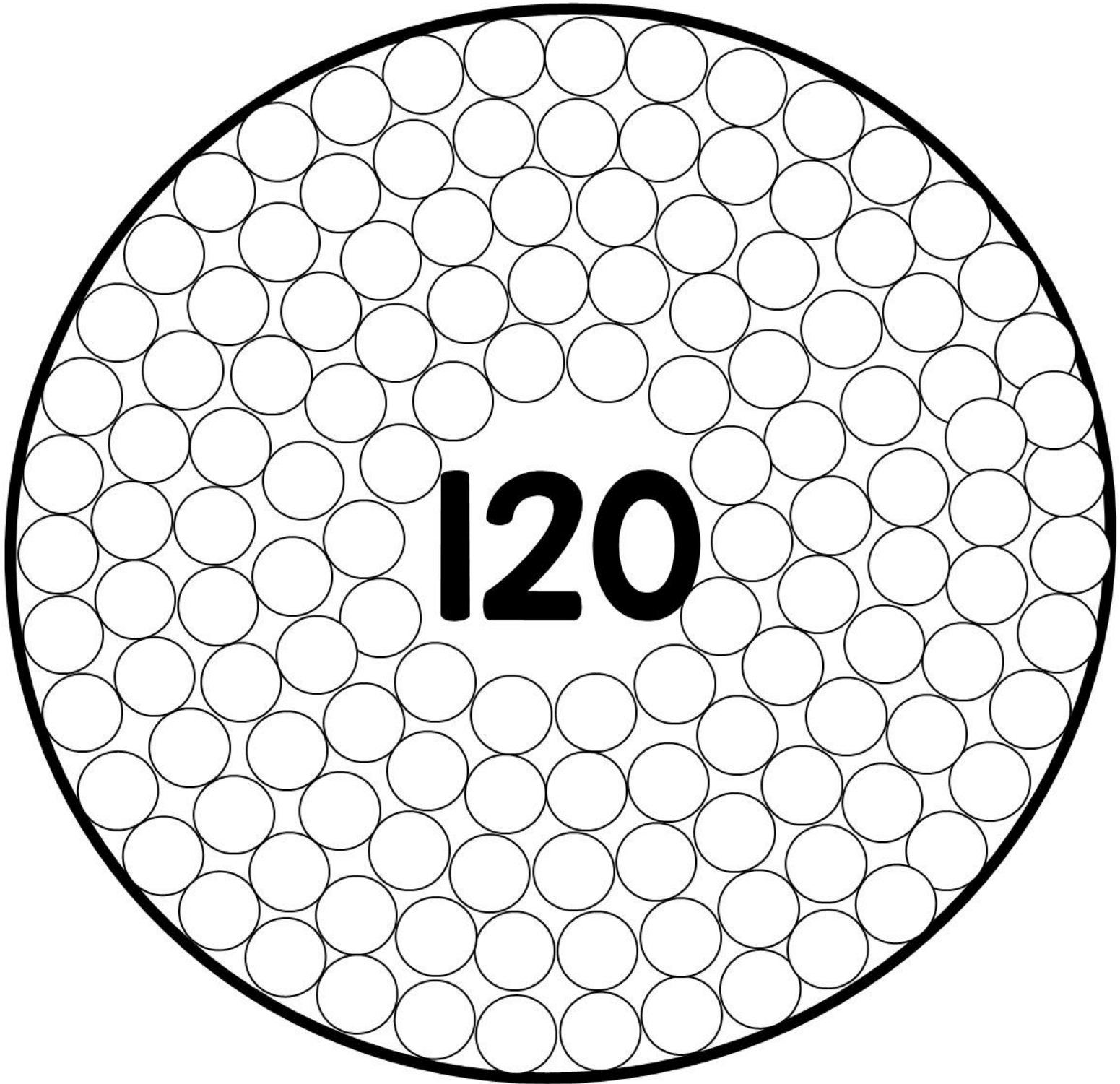
80

90

100

110

120



120

Copy on red paper



**My
Gumball
Collection**



**My
Gumball
Collection**

**My
Gumball
Collection**



Name:

**My
Gumball
Collection**



Name:



**GLUE
HERE**



**GLUE
HERE**

I WANT TO BE A

I WANT TO GO TO

I WANT TO

I WANT TO SEE

I WANT TO BE

MY 120
BUCKET LIST

MY 120
BUCKET LIST

MY 120
BUCKET LIST

MY 120
BUCKET LIST

MY 120
BUCKET LIST

NAME: _____

RACE TO 120



DIRECTIONS: EACH PLAYER ROLLS TWO DICE AND ADDS THEM TOGETHER. THEN COLOR THAT MANY CUBES. THE FIRST PARTNER TO 120 IS THE WINTER!

1	2	3	4	5	6	7	8	9	10
11	12	13	14	15	16	17	18	19	20
21	22	23	24	25	26	27	28	29	30
31	32	33	34	35	36	37	38	39	40
41	42	43	44	45	46	47	48	49	50
51	52	53	54	55	56	57	58	59	60
61	62	63	64	65	66	67	68	69	70
71	72	73	74	75	76	77	78	79	80
81	82	83	84	85	86	87	88	89	90
91	92	93	94	95	96	97	98	99	100
101	102	103	104	105	106	107	108	109	110
111	112	113	114	115	116	117	118	119	120

NAME: _____

RACE TO 120



DIRECTIONS: EACH PLAYER ROLLS TWO DICE AND ADDS THEM TOGETHER. THEN COLOR THAT MANY CUBES. THE FIRST PARTNER TO 120 IS THE WINTER!

1	2	3	4	5	6	7	8	9	10
11	12	13	14	15	16	17	18	19	20
21	22	23	24	25	26	27	28	29	30
31	32	33	34	35	36	37	38	39	40
41	42	43	44	45	46	47	48	49	50
51	52	53	54	55	56	57	58	59	60
61	62	63	64	65	66	67	68	69	70
71	72	73	74	75	76	77	78	79	80
81	82	83	84	85	86	87	88	89	90
91	92	93	94	95	96	97	98	99	100
101	102	103	104	105	106	107	108	109	110
111	112	113	114	115	116	117	118	119	120

NAME: _____

120 CHART PICTURE PUZZLE



22, 32, 42, 52,
62, 72, 82, 92



24, 25, 26, 36, 46,
54, 55, 56, 64, 74,
84, 94, 95, 96




28, 29, 30, 38, 40, 48, 50,
58, 60, 68, 70, 78, 80, 88,
90, 98, 99, 100

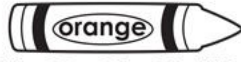
1	2	3	4	5	6	7	8	9	10
11	12	13	14	15	16	17	18	19	20
21	22	23	24	25	26	27	28	29	30
31	32	33	34	35	36	37	38	39	40
41	42	43	44	45	46	47	48	49	50
51	52	53	54	55	56	57	58	59	60
61	62	63	64	65	66	67	68	69	70
71	72	73	74	75	76	77	78	79	80
81	82	83	84	85	86	87	88	89	90
91	92	93	94	95	96	97	98	99	100
101	102	103	104	105	106	107	108	109	110
111	112	113	114	115	116	117	118	119	120

NAME: _____

120 CHART PICTURE PUZZLE



22, 32, 42, 52,
62, 72, 82, 92



24, 25, 26, 36, 46,
54, 55, 56, 64, 74,
84, 94, 95, 96



28, 29, 30, 38, 40, 48, 50,
58, 60, 68, 70, 78, 80, 88,
90, 98, 99, 100

1	2	3	4	5	6	7	8	9	10
11	12	13	14	15	16	17	18	19	20
21	22	23	24	25	26	27	28	29	30
31	32	33	34	35	36	37	38	39	40
41	42	43	44	45	46	47	48	49	50
51	52	53	54	55	56	57	58	59	60
61	62	63	64	65	66	67	68	69	70
71	72	73	74	75	76	77	78	79	80
81	82	83	84	85	86	87	88	89	90
91	92	93	94	95	96	97	98	99	100
101	102	103	104	105	106	107	108	109	110
111	112	113	114	115	116	117	118	119	120

120 COUNTING COLLECTION

1	2	3	4	5	6	7	8	9	10
11	12	13	14	15	16	17	18	19	20
21	22	23	24	25	26	27	28	29	30
31	32	33	34	35	36	37	38	39	40
41	42	43	44	45	46	47	48	49	50
51	52	53	54	55	56	57	58	59	60
61	62	63	64	65	66	67	68	69	70
71	72	73	74	75	76	77	78	79	80
81	82	83	84	85	86	87	88	89	90
91	92	93	94	95	96	97	98	99	100
101	102	103	104	105	106	107	108	109	110
111	112	113	114	115	116	117	118	119	120

NAME: _____

I CAN COUNT
TO 120 BY 5


DIRECTIONS: WRITE NUMBERS TO 120 BY 5.

NAME: _____

I CAN COUNT
TO 120 BY 10

DIRECTIONS: WRITE NUMBERS TO 120 BY 10.

_____ IS



120



DAYS BRIGHTER!



_____ DATE

_____ TEACHER

_____ IS

120

DAYS BRIGHTER!



_____ DATE

_____ TEACHER

Thank you to the amazing artists that created the clipart and fonts used in this product.

