




# See and Show

1	2	3	4	5	6	7	8	9	10
11	12	13	14	15	16	17	18	19	20
21	22	23	24	25	26	27	28	29	30
31	32	33	34	35	36	37	38	39	40
41	42	43	44	45	46	47	48	49	50
51	52	53	54	55	56	57	58	59	60
61	62	63	64	65	66	67	68	69	70
71	72	73	74	75	76	77	78	79	80
81	82	83	84	85	86	87	88	89	90
91	92	93	94	95	96	97	98	99	100




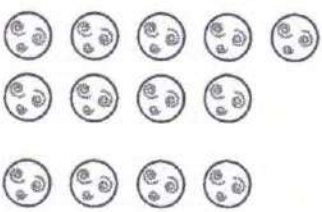

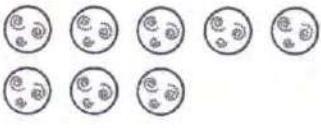






**Directions:** Touch, count, and circle 1 to 10 green. Touch, count, and circle 11 to 35 purple. Touch, count, and circle 36 to 62 orange. Touch, count, and circle 63 to 100 brown.

SANDOVAL KJ












Name \_\_\_\_\_

**Directions.** Touch and count the touchpoints in the correct order. Say the problem and the answer quietly. Count the objects to check your answer.

$$\begin{array}{r} 4 \\ + 5 \\ \hline \end{array}$$
  

$$\begin{array}{r} 9 \\ + 4 \\ \hline \end{array}$$
  

$$\begin{array}{r} 4 \\ + 8 \\ \hline \end{array}$$
  

$$\begin{array}{r} 0 \\ + 4 \\ \hline \end{array}$$

$$\begin{array}{r} 7 \\ + 4 \\ \hline \end{array}$$
  


Name \_\_\_\_\_

**Directions.** Touch and count the touchpoints in the correct order. Say the problem and the answer quietly. Count the objects to check your answer.

$$\begin{array}{r} 3 \\ + 5 \\ \hline \end{array}$$
  

$$\begin{array}{r} 6 \\ + 5 \\ \hline \end{array}$$
  
  

$$\begin{array}{r} 5 \\ + 0 \\ \hline \end{array}$$

$$\begin{array}{r} 5 \\ + 4 \\ \hline \end{array}$$
  

$$\begin{array}{r} 1 \\ + 5 \\ \hline \end{array}$$
  


Name \_\_\_\_\_

**Directions.** If you know the answer, write it down. If not, touch and count the touchpoints in the correct order, then write the answer. No guessing! Say the problem and answer quietly.

$$\begin{array}{r} 8 \\ + 4 \\ \hline \end{array}$$

$$\begin{array}{r} 3 \\ + 7 \\ \hline \end{array}$$

$$\begin{array}{r} 5 \\ + 8 \\ \hline \end{array}$$

$$\begin{array}{r} 6 \\ + 4 \\ \hline \end{array}$$

$$\begin{array}{r} 9 \\ + 6 \\ \hline \end{array}$$

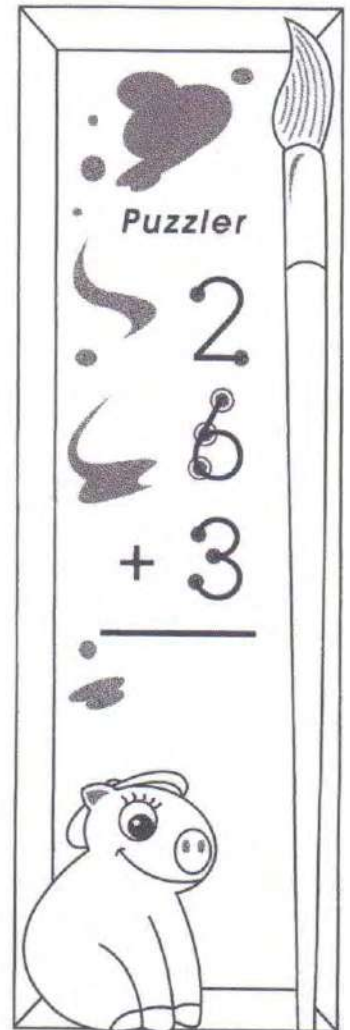
$$\begin{array}{r} 7 \\ + 8 \\ \hline \end{array}$$

$$\begin{array}{r} 8 \\ + 9 \\ \hline \end{array}$$

$$\begin{array}{r} 8 \\ + 6 \\ \hline \end{array}$$

$$\begin{array}{r} 7 \\ + 7 \\ \hline \end{array}$$

$$\begin{array}{r} 8 \\ + 8 \\ \hline \end{array}$$



Name \_\_\_\_\_

**Directions.** If you know the answer, write it down. If not, touch and count the touchpoints in the correct order, then write the answer. No guessing! Say the problem and answer quietly.

$$\begin{array}{r} 9 \\ + 3 \\ \hline \end{array}$$

$$\begin{array}{r} 5 \\ + 6 \\ \hline \end{array}$$

$$\begin{array}{r} 8 \\ + 0 \\ \hline \end{array}$$

$$\begin{array}{r} 9 \\ + 9 \\ \hline \end{array}$$

$$\begin{array}{r} 7 \\ + 8 \\ \hline \end{array}$$

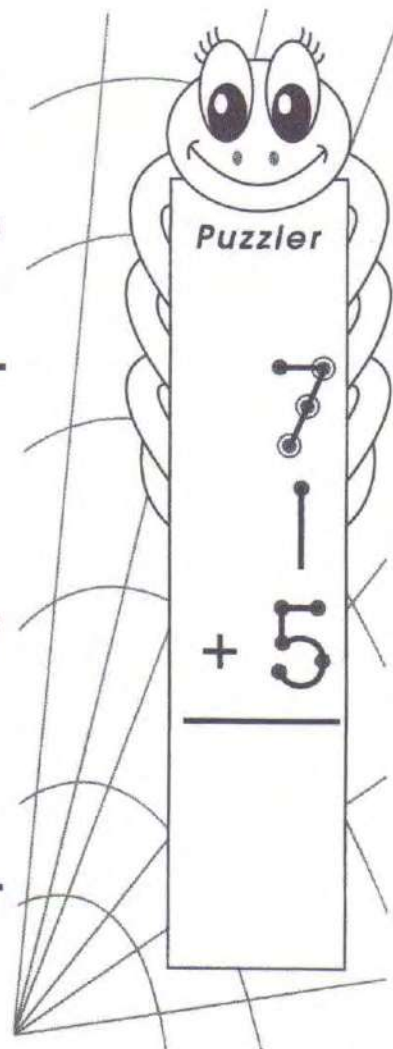
$$\begin{array}{r} 9 \\ + 1 \\ \hline \end{array}$$

$$\begin{array}{r} 4 \\ + 7 \\ \hline \end{array}$$

$$\begin{array}{r} 4 \\ + 9 \\ \hline \end{array}$$


$$\begin{array}{r} 5 \\ + 3 \\ \hline \end{array}$$

$$\begin{array}{r} 9 \\ + 6 \\ \hline \end{array}$$

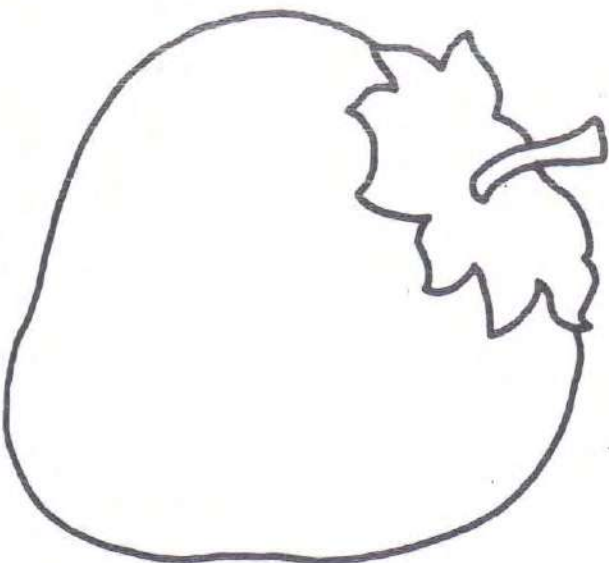




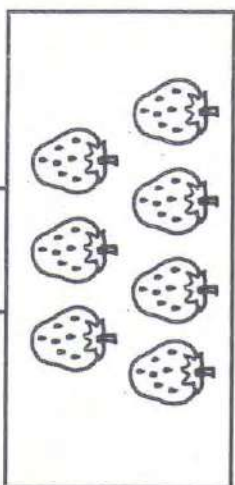
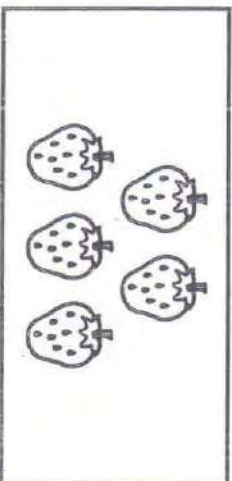
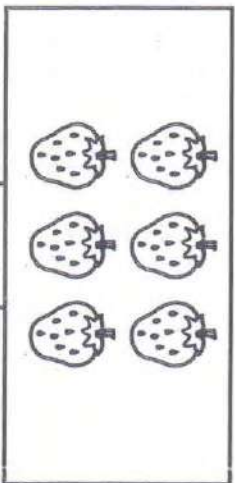
Color **7** strawberries.



Draw **7** seeds on the strawberry.



How many strawberries? Write the number in the box.








Trace. Write.

7 seven

seven seven

seven

Find each **seven**. Color that strawberry.



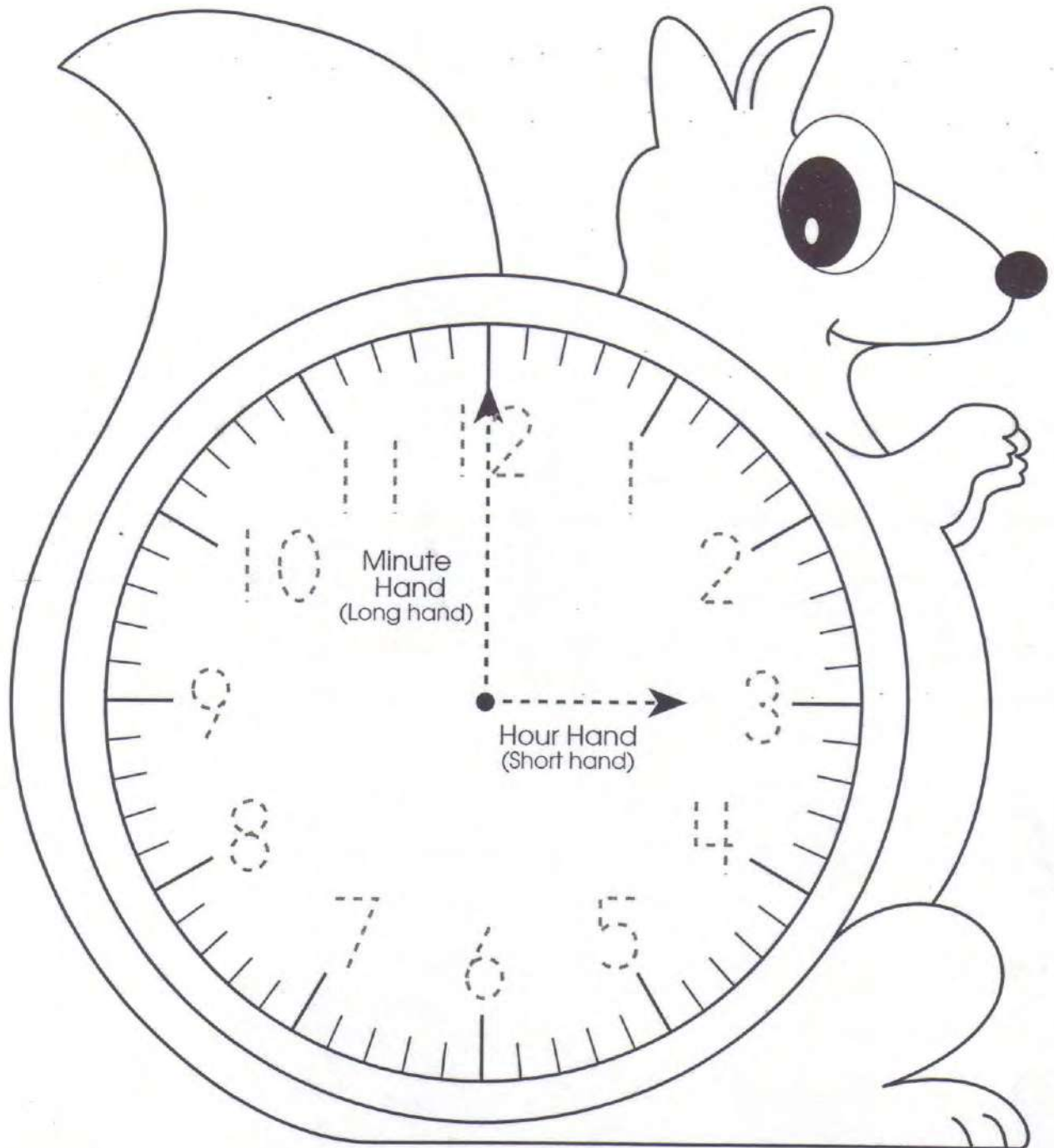


Name \_\_\_\_\_

**Telling Hours.** Trace the clock numbers with a pencil. Trace the hour hand with a blue crayon and the minute hand with a red crayon.



It's three o'clock.



Name \_\_\_\_\_

# Hour hand

The hour hand is the shorter hand. To which number is each hour hand pointing? Write that number on the blank.



11

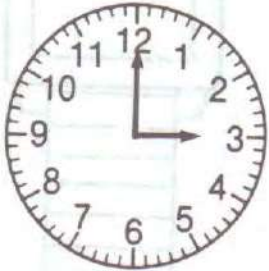
\_\_\_\_\_



\_\_\_\_\_



\_\_\_\_\_



\_\_\_\_\_



\_\_\_\_\_



\_\_\_\_\_



\_\_\_\_\_



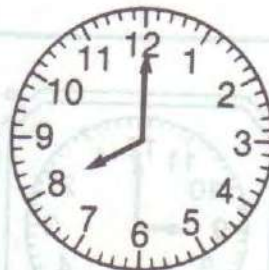
\_\_\_\_\_



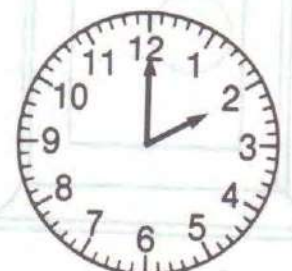
\_\_\_\_\_



\_\_\_\_\_



\_\_\_\_\_



\_\_\_\_\_

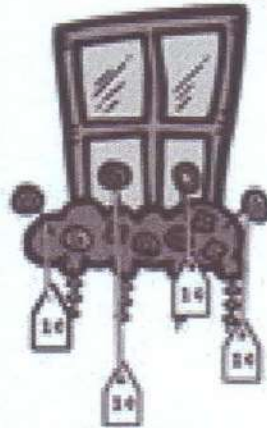


Each flower costs 1¢. Count the pennies in each pile and see how many flowers you can buy:



Example

$$1\text{c} \ 1\text{c} \ 1\text{c} = 3\text{c}$$



$$1\text{c} \ 1\text{c} \ 1\text{c} \ 1\text{c} \\ 1\text{c} \ 1\text{c} = \boxed{\phantom{00}} \text{c}$$

$$1\text{c} \ 1\text{c} \ 1\text{c} \ 1\text{c} \\ 1\text{c} \ 1\text{c} \ 1\text{c} \ 1\text{c} = \boxed{\phantom{00}} \text{c}$$

$$1\text{c} \ 1\text{c} \ 1\text{c} \\ 1\text{c} = \boxed{\phantom{00}} \text{c}$$

$$1\text{c} \ 1\text{c} \ 1\text{c} \\ 1\text{c} \ 1\text{c} = \boxed{\phantom{00}} \text{c}$$

$$1\text{c} \ 1\text{c} = \boxed{\phantom{00}} \text{c}$$

$$1\text{c} \ 1\text{c} \ 1\text{c} \ 1\text{c} \ 1\text{c} \ 1\text{c} \ 1\text{c} = \boxed{\phantom{00}} \text{c}$$




For more great worksheets, lesson plans and teaching tools, visit [www.free-math-handwriting-and-reading-worksheets.com](http://www.free-math-handwriting-and-reading-worksheets.com). All rights reserved.



Name \_\_\_\_\_

Number of the Day



Odd or Even

Number Word

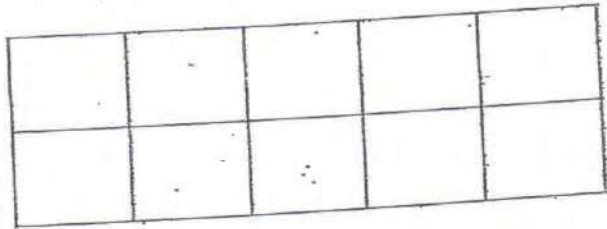
eleven

Tally It

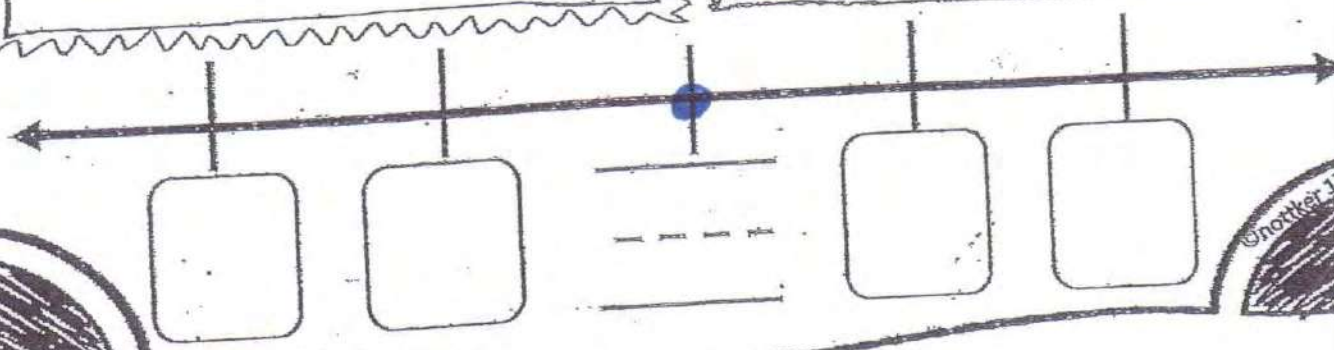
More and Less

$$\begin{array}{r} \text{---} \\ \text{---} \\ \text{---} \end{array} + 1 = \begin{array}{r} \text{---} \\ \text{---} \\ \text{---} \end{array}$$
$$\begin{array}{r} \text{---} \\ \text{---} \\ \text{---} \end{array} - 1 = \begin{array}{r} \text{---} \\ \text{---} \\ \text{---} \end{array}$$

Show on Ten Frame



Draw It





Name \_\_\_\_\_

1.OA.1 Addition Within 10

Sally saw 9 zebras and 1 bear at the zoo. How many animals did she see in all?



Draw it.

Part	Part
Whole	



My Equation

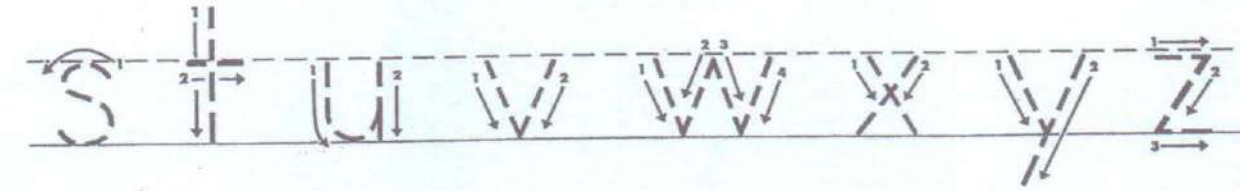
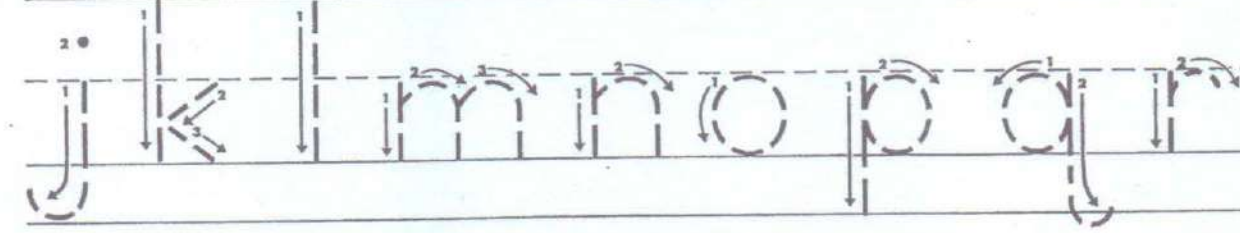
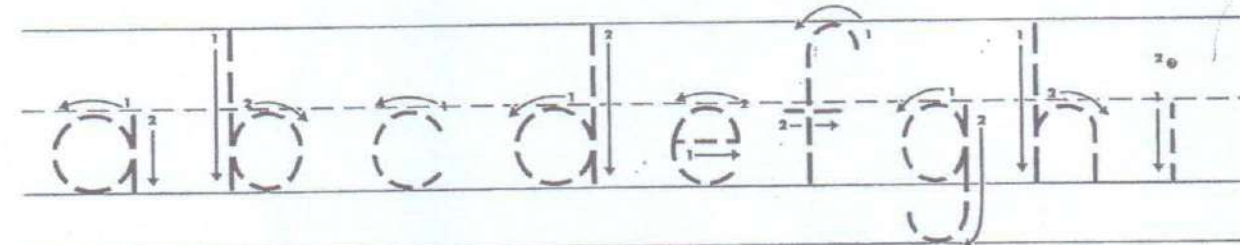
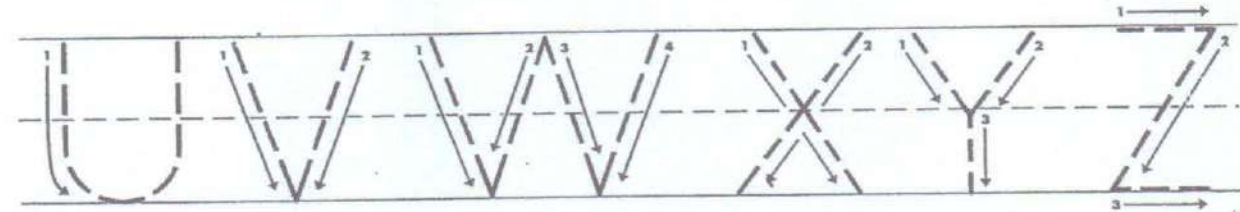
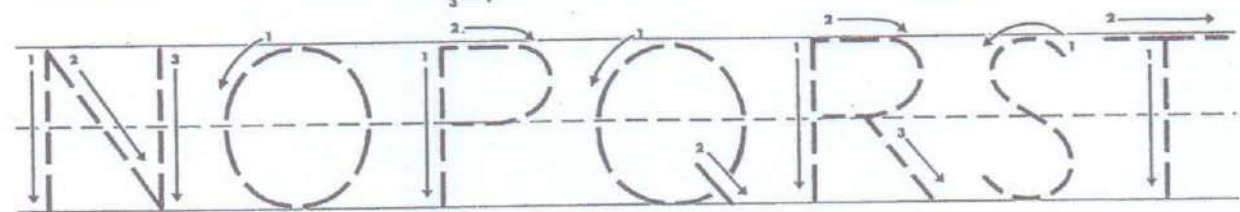
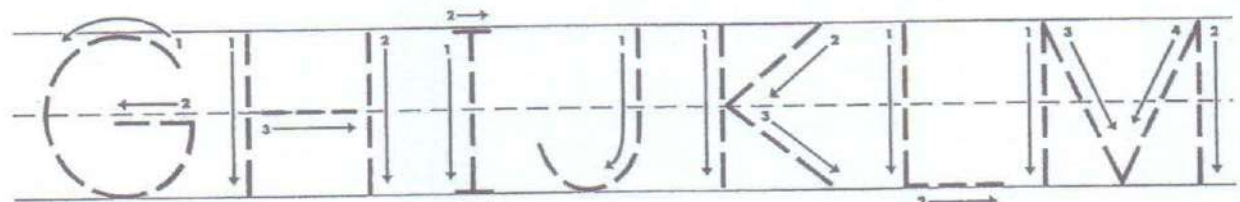
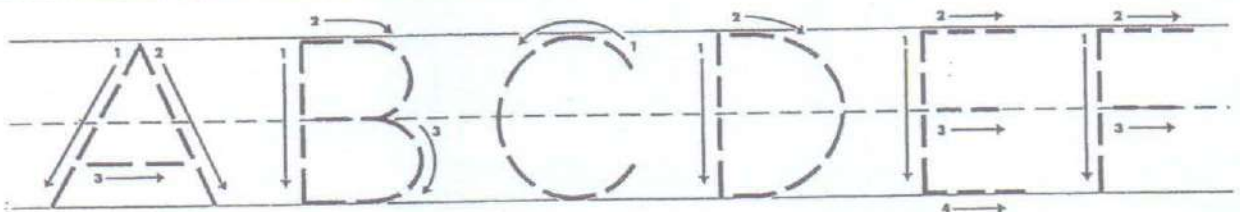
\_\_\_\_\_ + \_\_\_\_\_ = \_\_\_\_\_

Fill in the ten frame to solve the equation.




# THE MANUSCRIPT ALPHABET

Name →



Name \_\_\_\_\_

# Review

Circle your best letters.



I i

I i

I i

F f

Ike fit Ford fit

ke ord

Directions: Trace and write the letters and words.




Which letter does the picture's name begin with? Circle it.

Colors, food. 



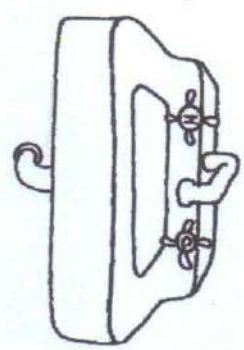
s r




k f



s p



r s



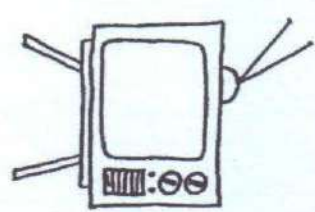
s f



r s




s k



d t

# Letters with Straight Lines



	A =	I =	K =
	E =	F =	L =
	H =		

Name \_\_\_\_\_

Write each word three times.

3

Colors, too?


-at words



bat



cat



fat



hat




rat



sat





circle  
"you"



you of and too  
yo on you  
the you and of

you

trace  
or  
color



you

□ □ □

□ □ □

I saw you today.  
She likes playing with you.  
Did you see that?  
He wants to give you a hug.

circle  
all the  
"you"  
words!



**SIGHT WORD OF THE WEEK**

**NAME** \_\_\_\_\_

**COLOR IT:**

have

**TRACE IT:**

have

have

have

have

Highlight it:

have	The	have	have
go	cat	wall	have
have	have	they	wall
have	dog	have	go



Draw & Color what you can have. ✨



have

can

this.

\*You