













Interim Learning Opportunities

Dear First Grade Families,

Below you will find some interim learning opportunities (optional) to use with your child at home. Choose one activity each day from each subject. Feel free to send pictures on SeeSaw of all you are learning at home!

	Monday 3.30	Tuesday 3.31	Wednesday 4.1	Thursday 4.2	Friday 4.3
 <p>Read to Self</p>	<p>Find a comfy spot & read quietly. If you need more books to read, use Epic or login to Raz-Kids. This week, focus on making your reading Sound like a Reading Star. You may even send a SeeSaw video of you reading!</p> <p>(Recommend 25 min. a day)</p>				
 <p>Reading Activity</p>	<p>Read a book on Raz-Kids books and be sure to answer the questions at the end!</p>	<p>Read a nonfiction book. Write 3 facts that you learned. Tell a family member or pet!</p> <p><i>Supports:</i> Write two facts</p>	<p>Read a fiction book. Record your 5 finger retell on Seesaw. (assigned)</p> <p><i>Supports:</i> 5 Finger Retell</p>	<p>Listen to "How to Catch a Leprechaun" (Seesaw). Write & draw how you would catch a leprechaun.</p> <p><i>Supports:</i> Have a parent or older brother or sister write with you.</p>	<p>Read the Spring Poem. Focus on reading smoothly and lively! Try one poem activity, too!</p> <p><i>Supports:</i> Have a parent or older brother or sister read with you.</p>
<p>Phonics & Snap Words</p> 	<p>Login to do 15 minutes of activities on Lexia</p>				
	<p>Rainbow write snap words using different color pencils or crayons.</p> <p><i>Supports:</i> Trace words with your pointer finger.</p>	<p>Build 10 snap words with playdough, Legos or any materials you have.</p> <p><i>Supports:</i> Build five words.</p>	<p>After reading, write 10 snap words you found & share them with someone</p> <p><i>Supports:</i> Write 5 snap words.</p>	<p>Complete SeeSaw Activity for the tricky sounds of y!</p>	<p>Draw a flower with at least 5 petals. Write a <i>tricky y</i> word on each petal.</p> <p>*See example</p>
	<p>Read the Snap Word Flashcards using different voices: <i>pirate, monster, mouse, baby, whisper, robot, scuba diver, sloth</i>. OR Click for other snap word ideas.</p>				
<p>Listening Time</p> 	<p>Choose your own read alouds to listen to online using Tumblebooks, listen to Mrs. White read a book, or listen to an astronaut read a story from space: Max Goes to Mars Rosie Revere, Engineer If I Was an Astronaut</p>				
<p>Snack & Play</p>	<p>Have a healthy snack & go outside, do your favorite Go Noodle OR do yoga</p> 				

	Monday 3.30	Tuesday 3.31	Wednes. 4.1	Thursday 4.2	Friday 4.3
Writing 	Would you rather have a magic carpet that flies or a see-through submarine? Write your opinion and tell 3 reasons why.	Share your opinion about your favorite food. My Favorite Food	Think of a topic you know a lot about. Write a nonfiction book to teach all about it!	Write about something you know how to do. Make a how to book .	Write a Thank You Letter to a Nurse or Doctor 
Lunch & Recess	Eat, relax, play or Do a lunchtime doodle with Mo Willems 				
Science/ SS 	Watch Mystery Doug & learn about hand sanitizer!	Go on a virtual field trip to the aquarium. Look for the items on the scavenger hunt & try to answer the questions!	Choose a Scholastic project to complete! Scholastic New . There are activities, videos, and games!	Take a peek at this video on sound. How can you create the sound of rain?	Choose a Brain Pop Jr. video about Community Helpers. How can you thank a community helper in Hebron?
Social Emotions I 	Facetime, skype, or call a family member or friend!	Think of something kind to say to someone at home. Write them a note.	Write an email to your teacher! Share your thoughts and feelings.	Play a board game with a family member. Practice good sportsmanship .	Think about all the things that make you special, draw 1 thing you love about yourself
Specials 	ART: Looking for a fun way to use all those cardboard tubes? Make a sculpture . Cut, bend, stack & glue or tape a variety of tubes onto a cardboard or paper surface.	MUSIC: Follow the directions and move to Rhythm Dog Rock .	GYM: Click to participate in P.E. activities this week.	STEAM: Try the Catapult Challenge! Have fun!	LIBRARY: Watch Counting with Magi Magi , a book I wrote in college. If you write your own book, choose library & send in SeeSaw! <i>Math challenge: can you figure out how old this book is?? :):</i>
Math Games 	-Do Splash Math OR Play Doubles aren't Trouble OR Math Games				
	Complete SeeSaw Activity	Complete SeeSaw: SeeSaw Activity	Complete activity Send a picture of work on Seesaw! & Watch April Number Corner Day 1	Practice Graphing on SeeSaw Activity & Watch April Number Corner - Day 2	Draw a hopscotch path and label each square with a number counting by 10s & Watch April Number Corner- Day 3 <i>Challenge: Use decade numbers, count by 5s, or even finish the pattern: 4, 14, 24, 34...?</i>

Dear First Graders,

We miss you all so much! Make sure you are showing your parents all the skills that you have learned in school. Remember how hard your parents are working to keep you safe, healthy, and smart! Show your family how you are a kind, problem-solving, and independent first grader! We believe in you all and can't wait to see what you are doing at home!

Love, Your First Grade Teachers: Mrs. Shah, Mrs. Stone, Mrs. Folkes, Miss Terry, & Miss Losi