



Turlock Unified School District

# 2017-2018 Executive Summary



## LCAP

### Our Mission

The mission of the Turlock Unified School District, a premier progressive educational system, is to ensure all students graduate as self-motivated, responsible citizens equipped to compete successfully in an ever-changing global society by delivering effective instruction that engages all students to reach their individual potential and highest achievements within a safe and caring student-centered environment in partnership with our families and diverse community.

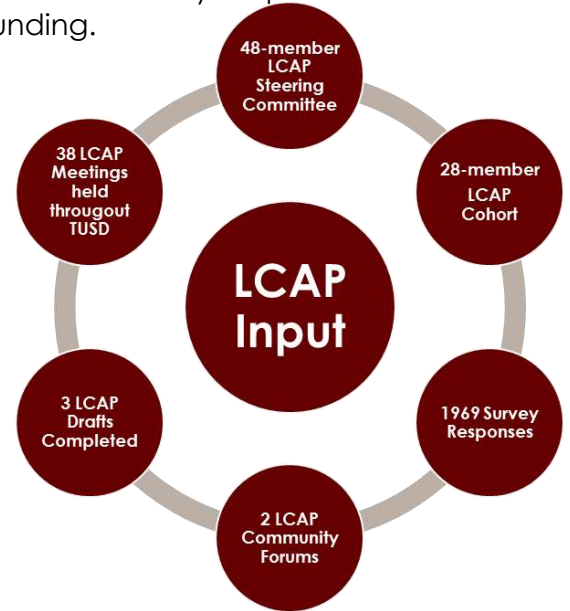
# Local Control

**Local Control Funding Formula (LCFF):** The LCFF is California's formula for determining the level of state funding provided to school districts. The funding helps to improve learning for all students, and supplemental funds are focused on helping students from low-income families, English Learners, and foster youth.

**Local Control Accountability Plan (LCAP):** The LCAP is a three-year plan that identifies TUSD's annual goals and actions for using LCFF funding.

## State's Eight Priorities

Districts will be held accountable for results in eight priority areas. Based on feedback collected from all stakeholders, TUSD ranked the priority areas for the 2017-18 school year in the following manner below:



### Basic Services

- Providing all students with access to fully credentialed teachers in their subject areas, standards-aligned instructional materials, & safe, properly maintained school facilities.

### Course Access

- Ensuring all students have access to a broad course of study in all required subject areas that prepares them for college & careers.

### Student Engagement

- Providing students with engaging programs and course work that keeps them in school, as measured in part by attendance rates, dropout rates and graduation rates.

### Student Achievement

- Improving achievement and outcomes for all students, as measured in multiple ways such as test scores, English proficiency and college & career readiness.

### School Climate

- Addressing factors both inside and outside the classroom that impact student success such as health, safety, student discipline and school connectedness.

### Implementation of State Standards

- Ensuring school programs & services enable all students to access state academic content & performance standards.

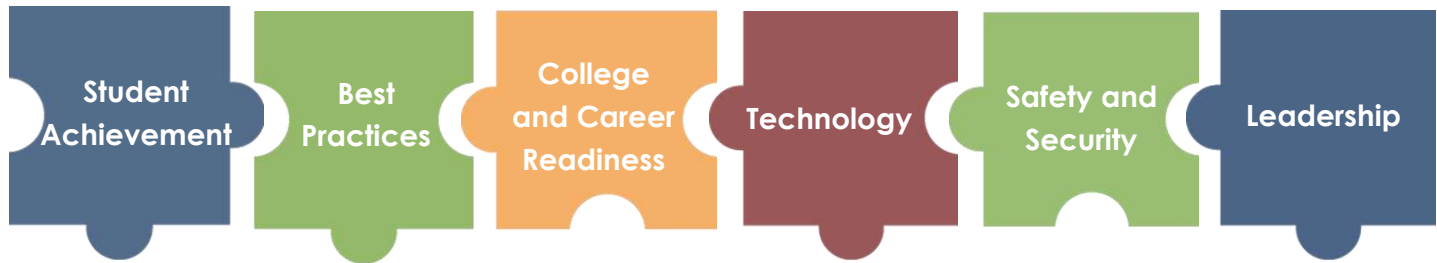
### Parent Involvement

- Seeking input from all parents and engaging parents in decision-making, as well as promoting parent participation in programs that meet the needs of all students.

### Other Student Outcomes

- Measuring other important indicators of student performance in all required areas of study.

# District Initiatives



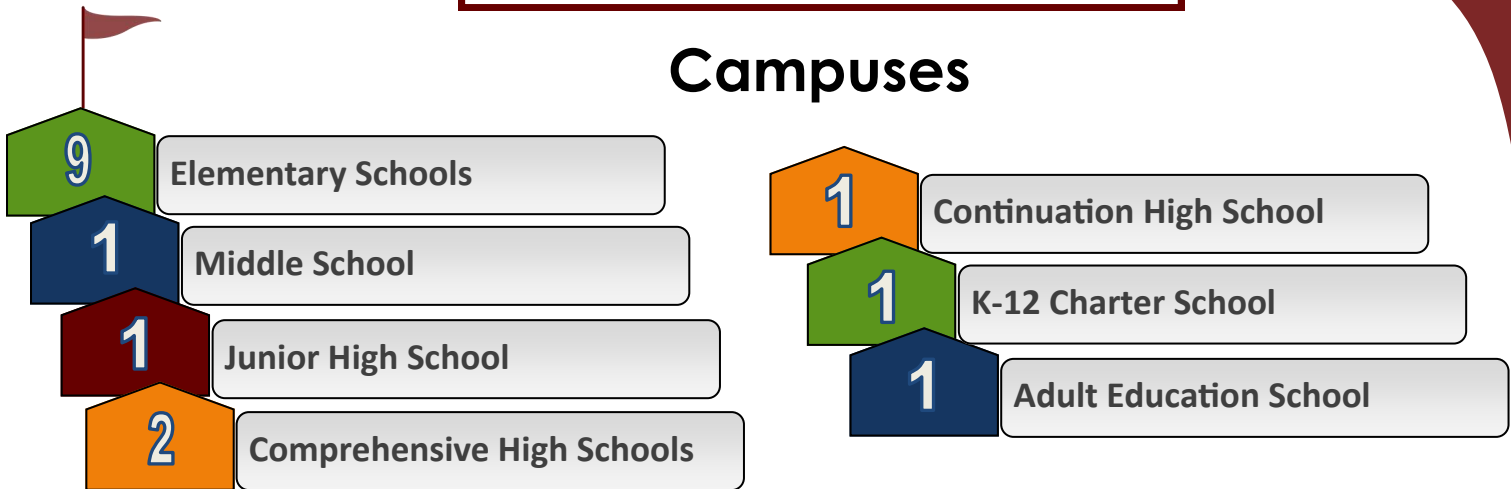
## Goals & Key Actions/Services

Goal	Key Actions/Services
1. <b><u>Curriculum &amp; Instruction</u></b> : Provide guaranteed and viable learning, using effective instructional practices, from highly qualified teachers who have the necessary resources to implement CCSS successfully.	<ul style="list-style-type: none"> <li>• TUSD Teacher Induction Program</li> <li>• EL support</li> <li>• Content-Related Instructional Coaches</li> <li>• Professional Development for all staff</li> <li>• Best Practices, &amp; Standards-Aligned Curriculum</li> <li>• Focus on technology</li> <li>• PLC collaboration</li> </ul>
2. <b><u>Safety &amp; Security</u></b> : Provide and maintain consistent policies, procedures, and facilities that reflect a safe, secure environment & culture.	<ul style="list-style-type: none"> <li>• Safety/Security Training</li> <li>• Maintenance &amp; Upgrade of Safe &amp; Secure Facilities</li> <li>• School Resource Officers</li> <li>• Facilities projects outlined in Bond Measures N &amp; O</li> </ul>
3. <b><u>Academic Achievement</u></b> : Increase student academic achievement and utilize a multi-tiered system of supports to promote college and career readiness among all students.	<ul style="list-style-type: none"> <li>• Expansion of CTE Courses, Pathways and Certifications</li> <li>• Multi-Tiered System of Supports</li> <li>• STEM</li> <li>• Academic enrichments/interventions</li> <li>• Music Education</li> <li>• District Farm</li> <li>• Tutoring</li> <li>• Partnerships with CSUS, Community Colleges, &amp; SCOE</li> <li>• Theme-based learning</li> <li>• Focus on early literacy</li> </ul>
4. <b><u>Parent Involvement</u></b> : Expand opportunities to increase parental involvement, collaboration, and partnerships with families to support district initiatives.	<ul style="list-style-type: none"> <li>• Parent Institute for Quality Education (PIQE) &amp; Parent Empowerment (PEP) Programs</li> <li>• Parenting Classes &amp; Information Nights</li> <li>• ESL Course Offerings</li> <li>• Communications Coordinator</li> <li>• Parent Nutrition Education Program</li> </ul>
5. <b><u>Social/Emotional Supports</u></b> : Support students' social success to live a healthy life-style and become self-motivated, responsible citizens.	<ul style="list-style-type: none"> <li>• Student Welfare &amp; Attendance Specialist</li> <li>• Digital Citizenship</li> <li>• Character Education</li> <li>• Community Resources for Social Work &amp; Counseling</li> <li>• Student Support Clinician</li> <li>• Medical and behavioral supports</li> <li>• Home-to-School Transportation</li> <li>• Student Support for Eligible Students &amp; Students with Disabilities</li> </ul>

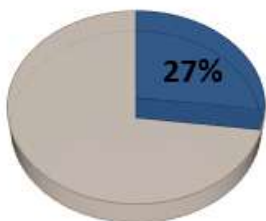


# District Overview

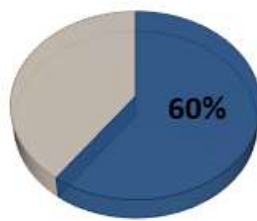
## Campuses



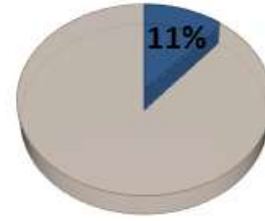
## Demographics/Program Engagement



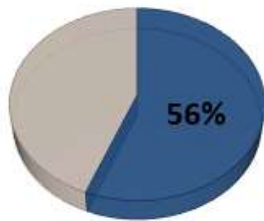
English Learners



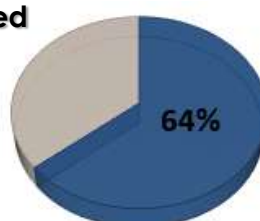
Socioeconomically Disadvantaged



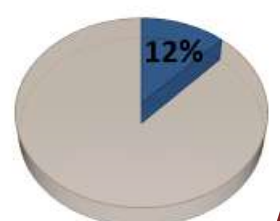
Special Education



AP Exam Pass Rate



Unduplicated Students  
(Foster Youth, EL, SED)



RFEP Rate

## Stakeholder Engagement Opportunities

- ♦ District Parent Advisory Council
- ♦ Site and District English Learner Advisory Councils
- ♦ School Site Council
- ♦ Parent Forums
- ♦ Union Consultation
- ♦ LCAP Steering Committee
- ♦ Site & Principal Professional Learning Communities

## TK—12 Enrollment: 14,093

American Indian/Alaska Native	0.7%
Asian	4.9%
Black or African American	2.1%
Filipino	0.3%
Hispanic/Latino	56.6%
Native Hawaiian/Pacific Islander	0.6%
Two or More Races	1.3%
White	32.5%

### Turlock Unified School District

1574 E. Canal Drive • Turlock, CA 95380

(209) 667-0633

[www.turlock.k12.ca.us](http://www.turlock.k12.ca.us)