

2019-2020

LOCAL CONTROL ACCOUNTABILITY PLAN

T U S D

EXECUTIVE SUMMARY

Our opportunity to improve the quality of education for ALL students.

The mission of the Turlock Unified School District, a premier progressive educational system, is to ensure all students graduate as self-motivated, responsible citizens equipped to compete successfully in an ever-changing global society by delivering effective instruction that engages all students to reach their individual potential and highest achievements within a safe and caring student-centered environment in partnership with our families and diverse community.



LOCAL CONTROL
Priority Areas | p. 2

TUSD INITIATIVES
Goals and Actions | p. 3

OVERVIEW
Summary Data | p. 4



Turlock Unified School District
1574 E. Canal Drive Turlock, CA 95380
(209) 667-0632
www.turlock.k12.ca.us

LOCAL CONTROL

Local Control Funding Formula (LCFF): The LCFF is California's formula for determining the level of state funding provided to school districts. The funding helps to improve learning for all students, and supplemental funds are focused on helping students from low-income families, English Learners, and foster youth.

Local Control Accountability Plan (LCAP): The LCAP is a three-year plan that identifies TUSD's annual goals and actions for using LCFF funding.

STATE'S 8 PRIORITIES



1. Basic Services
2. Academic Standards
3. Parent Involvement
4. Student Achievement
5. Student Engagement
6. School Climate
7. Course Access
8. Other Outcomes

LCAP SURVEY

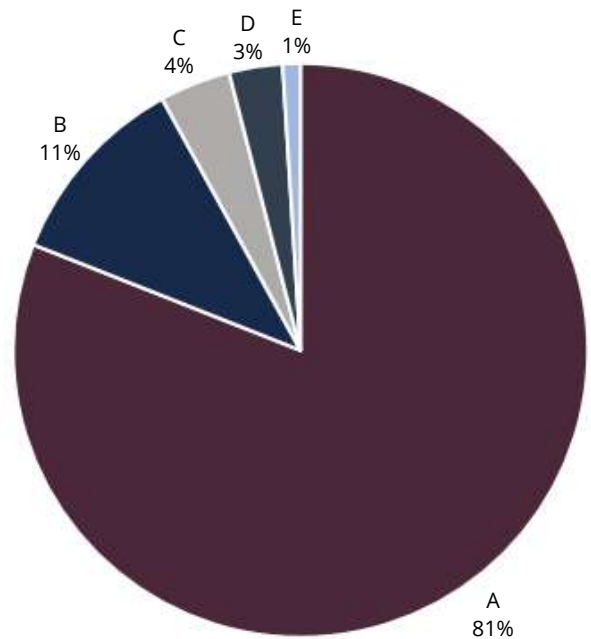
Based on feedback collected from all stakeholders on the LCAP Survey, the following priority areas for the 2019-2020 school year have been ranked accordingly:

1. Safety and Security
2. Social and Emotional Supports
3. College and Career Readiness
4. Curricular/Co-Curricular Opportunities
5. Intervention
6. Access to/Engagement with Technology
7. Enrichment



2019-2020 TOTAL LCFF FUNDING

Entitlement = \$140,561,068



Key

- A. Base Grant
- B. Supplemental Grant
- C. Concentration Grant
- D. Grade Span Augmentation
- E. Add-Ons

LCAP Input by the Numbers

- 56 Member LCAP Steering Committee
- 29 Member LCAP Cohort
- 2,248 LCAP Survey Responses
- 1 LCAP Community Forum
- 3 LCAP Drafts Completed
- 3 LCAP Updates/Shared at TUSD Board Meeting

DISTRICT INITIATIVES



Student Achievement ▪ Best Practices ▪ College & Career Readiness ▪ Technology ▪ Safety & Security ▪ Leadership

LCAP GOALS AND KEY ACTIONS/SERVICES

1 Curriculum and Instruction: Provide guaranteed and viable learning, using effective instructional practices, from highly qualified teachers who have the necessary resources to implement CCSS successfully.

- TUSD Teacher Induction Program
- EL Support
- Content-Related Instructional Coaches
- Professional Development for All Staff
- Best Practices and Standards-Aligned Curricula
- Focus on Technology
- PLC Collaboration

2 Safety and Security: Provide and maintain consistent policies, procedures, and facilities that reflect a safe, secure environment, and culture.

- Safety/Security Training
- Maintenance and Upgrade of Safe & Secure Facilities
- School Resource Officers
- Facilities Projects Outlined in Bond Measures N & O
- City/University/District Emergency Response Communication System

3 Academic Achievement: Increase student academic achievement and utilize a multi-tiered system of supports to promote college and career readiness among all students.

- Expansion of CTE Courses, Pathways, and Certifications
- Multi-Tiered System of Supports
- STEM
- Academic Enrichments/Interventions
- Music Education
- District Farm
- Partnerships with CSUS, Community Colleges and, SCOE
- Theme-Based Learning
- Focus on Early Literacy
- TK-12 Writing Continuum
- 21st Century Skills (9th Grade)
- Formative & Interim Assessments
- Universal Reading Diagnostic


4 Parent Involvement: Expand opportunities to increase parental involvement, collaboration, and partnerships with families to support District initiatives.

- Parent Institute for Quality Education (PIQE) and Parent Empowerment Programs (PEP)
- Parenting Classes and Information Nights
- ESL Course Offerings
- Communications Coordinator
- Parent Nutrition Education Program
- Math Curriculum Resources for Parents

5 Social/Emotional Supports: Support students' social success to live a healthy life-style and become self-motivated, responsible citizens.

- Student Welfare and Attendance Specialist
- Digital Citizenship
- Character Education
- Community Resources for Social Work and Counseling
- Student Support Clinicians
- Medical and Behavioral Supports
- Home-to-School Transportation
- Student Support for Eligible Students and Students with Disabilities

DISTRICT OVERVIEW



16 Schools



1:1 Devices



14,143 Students



2,293 Staff



STAKEHOLDER ENGAGEMENT OPPORTUNITIES

- District Parent Advisory Council
- School Site Councils
- Parent Forums
- Union Consultation
- Site & District EL Advisory Councils
- LCAP Steering/Cohort Committees
- Principal Round-Tables
- Superintendent Student Senates
- Site & Professional Learning Communities

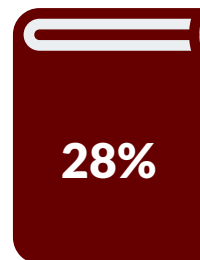
STUDENT ETHNICITY

American Indian	0.7%
Asian	5.2%
Black/African-American	2.0%
Filipino	0.2%
Hispanic/Latino	58.0%
Native Hawaiian/Pacific Islander	0.5%
Two or More Races	1.4%
White	31.0%

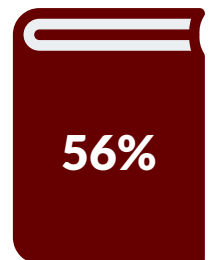
STUDENT DEMOGRAPHICS

English Learners	25%
Socioeconomically Disadvantaged	63%
Special Education	11%
Unduplicated Students	66%

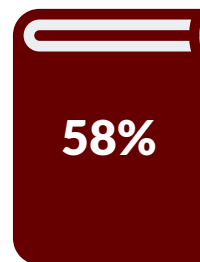
PROGRAM ENGAGEMENT



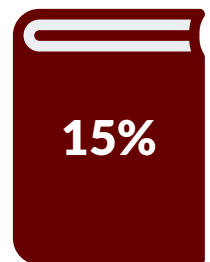
Students Enrolled in 1 or More AP Courses



Students Enrolled in 1 or More CTE Courses



AP Exam Pass Rate



RFEP Rate

