



**Pamlico County
State Of The County
Health (SOTCH) Report
2013**

State of the County Health Report

- In between Community Health Assessments, the SOTCH helps us:
 - Promote a broader understanding of the health of the community
 - Measure local progress in improving the health of the community through collaboration measures with community partners

Community Health Assessment (CHA)

- The Pamlico County Health Department provides leadership to conduct, produce and distribute a comprehensive CHA
- Determines the major health concerns in the county
- Gives statistical data on how the county ranks compared to North Carolina's rates

Community Assessment

- Completed the Community Health Assessment in 2011
- Next assessment to be completed in 2014
- An important component of the Pamlico County Health Department's Strategic planning process
- A benchmark for community collaboration measured through the NC Public Health Department Accreditation process

Community Health Assessment Priorities

- These priorities were selected as a result of the most recent community health assessment.
 - Obesity
 - Substance Abuse
 - Tobacco Use

Demographics

- Pamlico County's 2011 population estimate was 13,208 with a growth of .5% since April 2010. 51% are males and 49% are females. Minorities accounted for 23% of the total population.
- The population is spread out with 17% ≤ 20, 5% from 20 to 24, 21% from 25 to 44, 33% from 45 to 64, and 23% who were 65 years of age or older.

Pamlico County Vital Statistics

- Reports from the NC State Center for Health Statistics indicate that from 2010 to 2011:
 - Marriages **decreased** by 10 or 11% (82 marriages)
 - Divorces/annulments **increased** by 8 or 13.3% (60 divorces/annulments)



Pamlico County Pregnancies

- Reports from the NC State Center for Health Statistics indicate that from 2011 to 2012:
 - Induced abortion **decreased** by 2 or 9%
 - Live births **increased** by 9 or 10%
 - Fetal deaths (stillbirths) **increased** by 4

2012 Pregnancy Outcomes

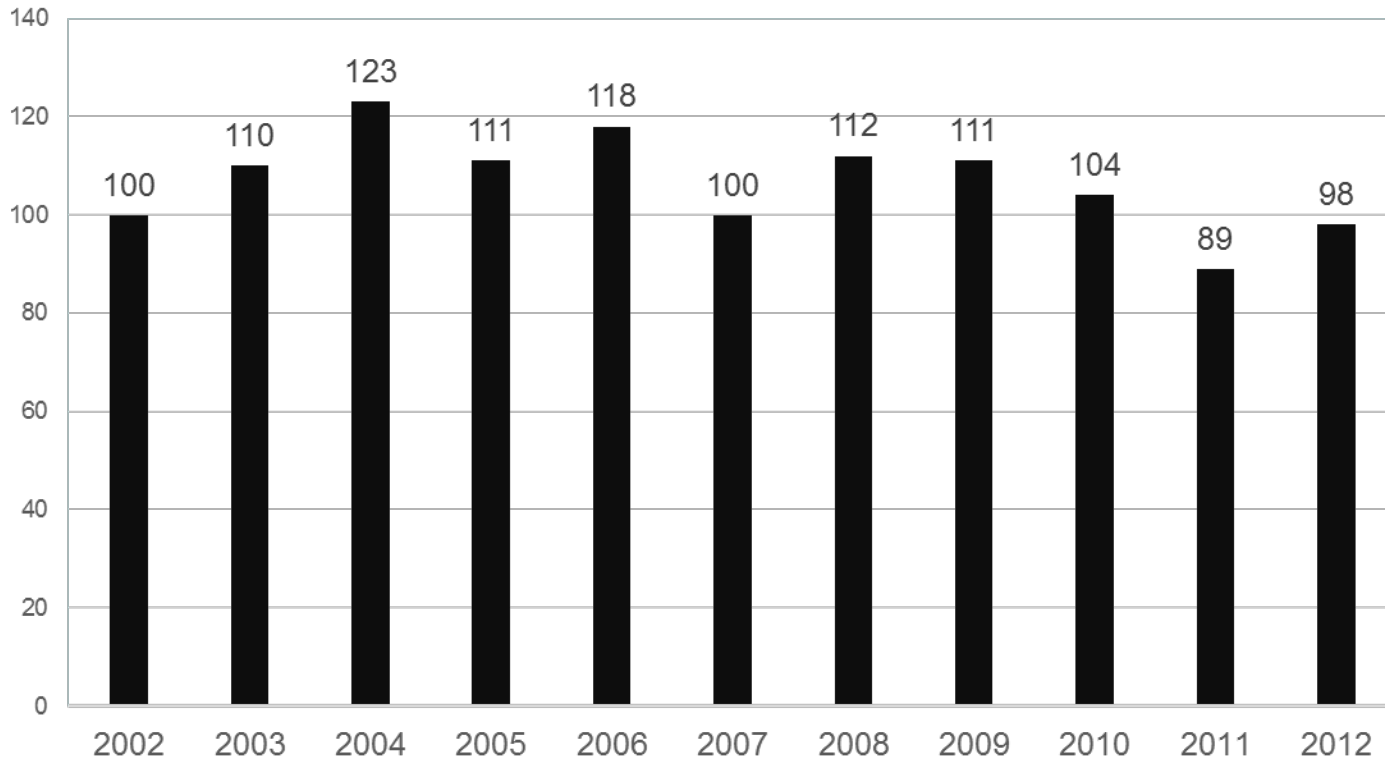
- 12 induced abortions
- 98 live births
- 111 pregnancies
- 1 fetal deaths



Resident Live Birth Rates Per 1,000 Population, 2007-2011

	Total	White	Black	Hispanic
Pamlico County	8.1	8.1	6.8	26.2
NC	13.5	11.2	14.7	27.5

Pamlico County Resident Live Births, 2002-2012

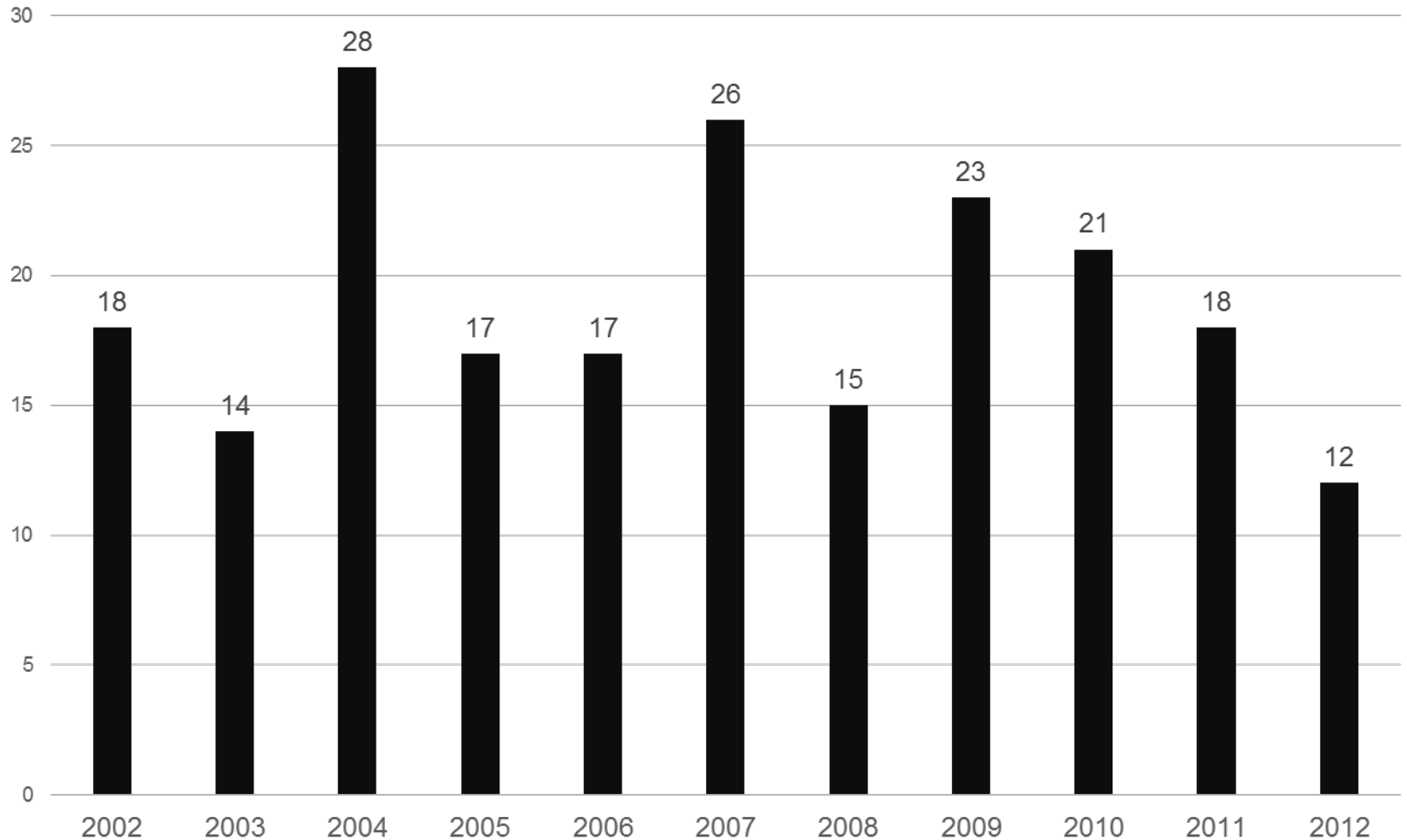


Resident Abortion Rates Per 1,000 Population, 2012

	Total	White	Black	Hispanic
Pamlico County	10.7	6.6	19.8	10.8
NC	3 *	*	*	*

** Technical Note: Rates Are Based On Small Numbers are Unstable*

Pamlico County Reported Abortions, 2002-2012



Pamlico County

Teenage Pregnancy Outcomes, 2012

- Current reports from the NC State Center for Health Statistics indicate that from 2011 to 2012:
 - Teenage induced abortions **decreased** by 83% or 5 abortions
 - Teenage live births **decreased** by 7% or 1 birth

Pamlico County

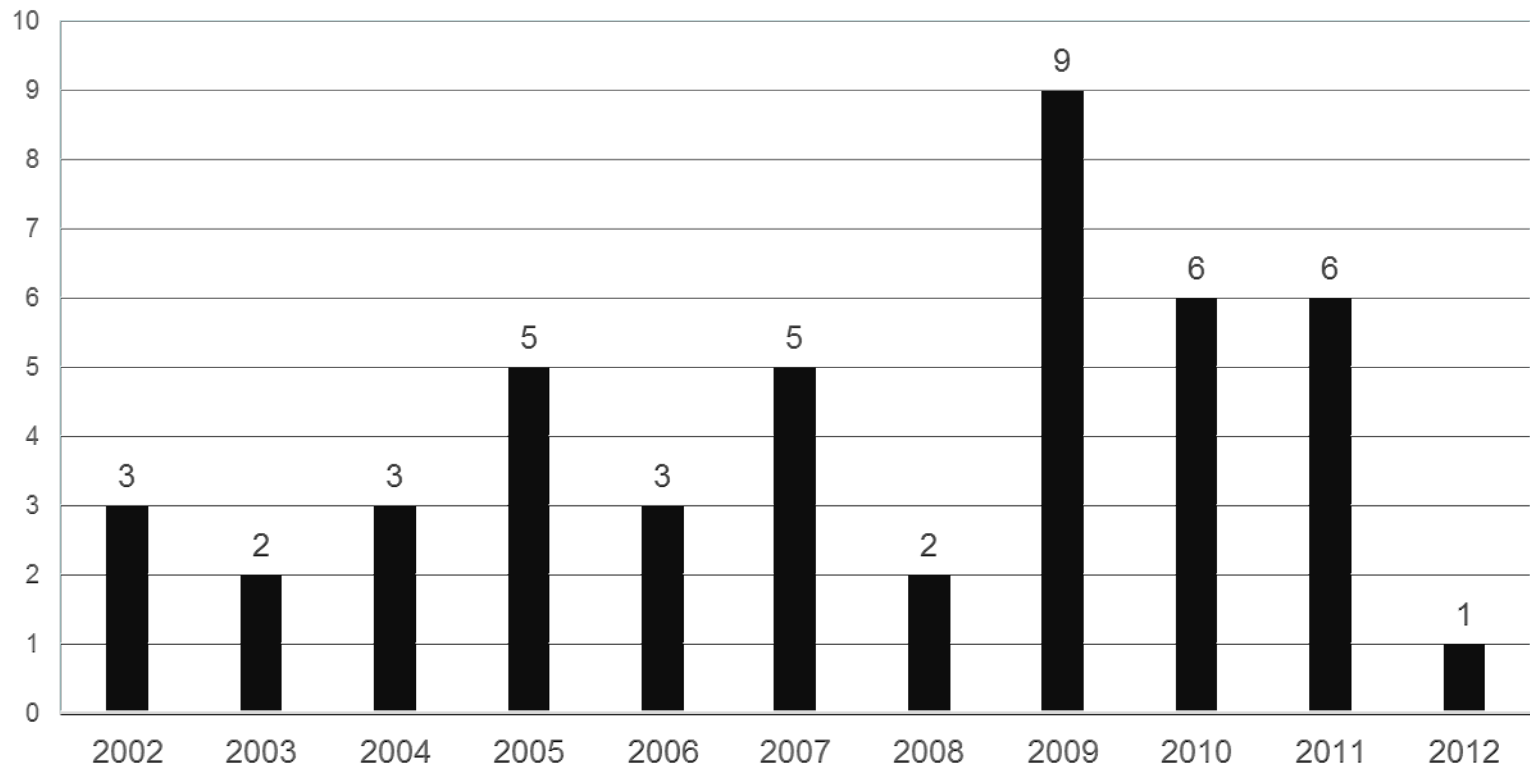
Teenage Pregnancy Outcomes, 2012

- Current reports from the NC State Center for Health Statistics indicate that from 2011 to 2012:
 - Teenage induced abortions **decreased** by 83% or 5 abortions
 - Teenage live births **decreased** by 7% or 1 birth

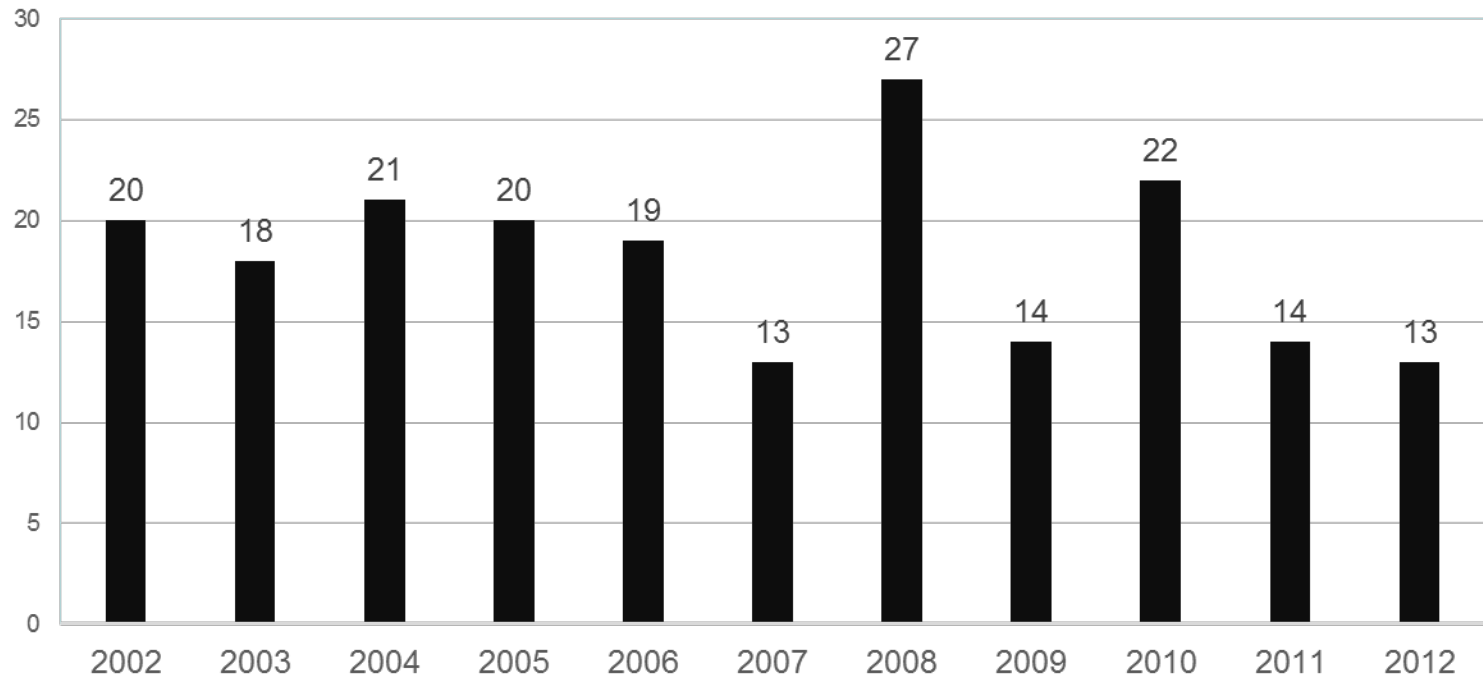
Pregnancy Rates Per 1,000 Population for Girls 15-19, 2012

	Total	White	Black	Hispanic
Pamlico County	41.8	43.8	14.9	66.7
NC	39.6	28.3	55.0	62.0

Pamlico County Induced Abortions, 2002-2012



Pamlico County Teenage Live Births (Aged 15-19), 2002-2012



Pamlico County Death Rates

- In 2012, Pamlico County had a death rate of 1,132.0 per 100,000 population which is **higher than** the NC rate of 838.8.
- Current reports from the NC State Center for Health Statistics indicate that from 2011 to 2012:
 - Deaths in Pamlico County **increased** by almost 5% or 7 people

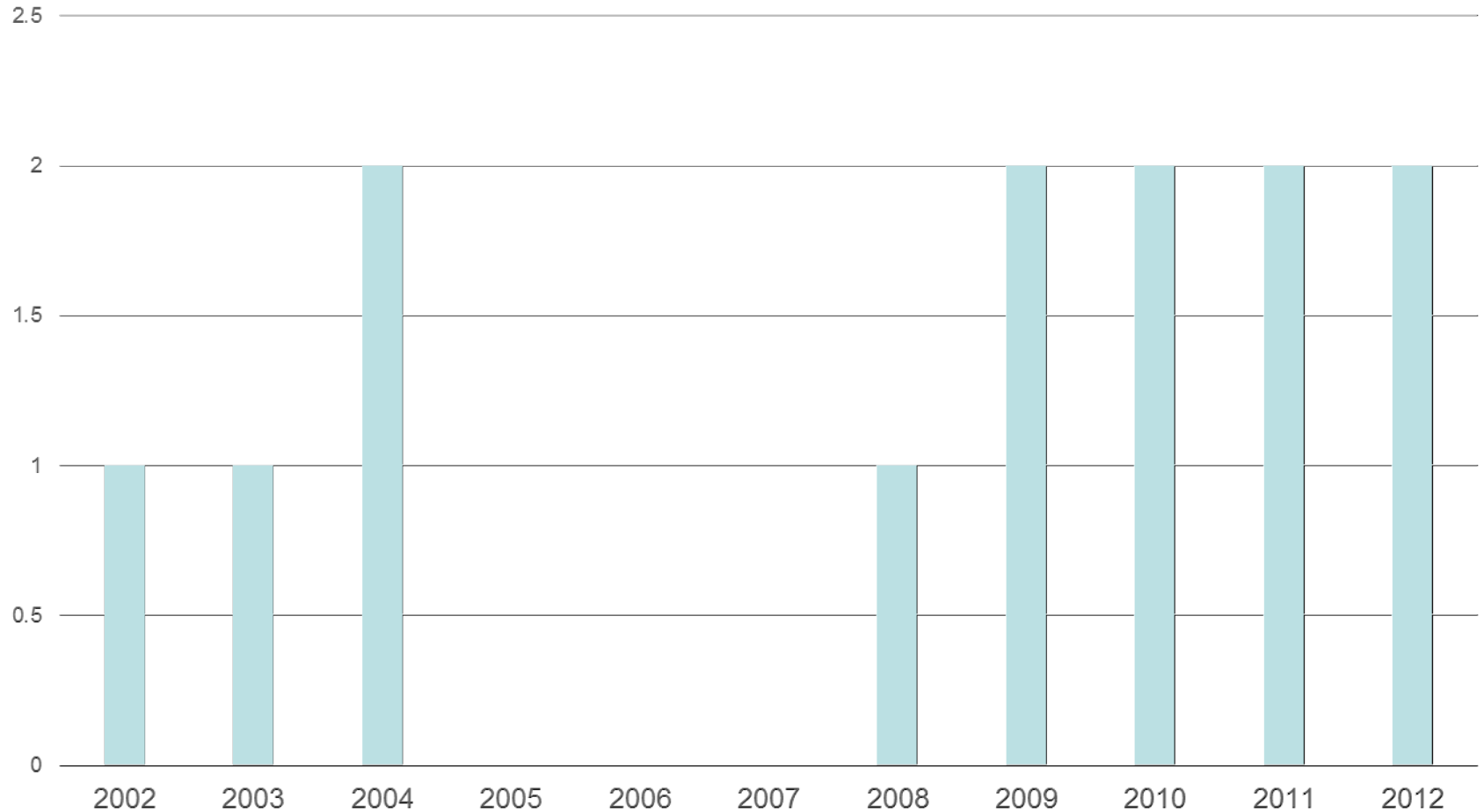
Pamlico County Leading Causes of Death, 2012

Rank	Cause	Number
	TOTAL DEATHS—All Causes	148
1	Cancer	40
2	Diseases of the heart	36
3	Other Unintentional injuries	6
4	Alzheimer's disease	5
	Cerebrovascular disease	5
	Chronic lower respiratory diseases	5
	Diabetes mellitus	5
8	Nephritis, nephrotic syndrome, & nephrosis	3
	Parkinson's disease	3
	Septicemia	3
	All other causes	37

Infant Deaths

- In 2012, Pamlico County had a rate of 20.4 infant deaths per 1,000 live births, which is **higher than** the NC rate of 7.4.
- In 2012, there were 2 infant and child deaths in Pamlico County.

Pamlico County Infant Deaths, 2002-2012



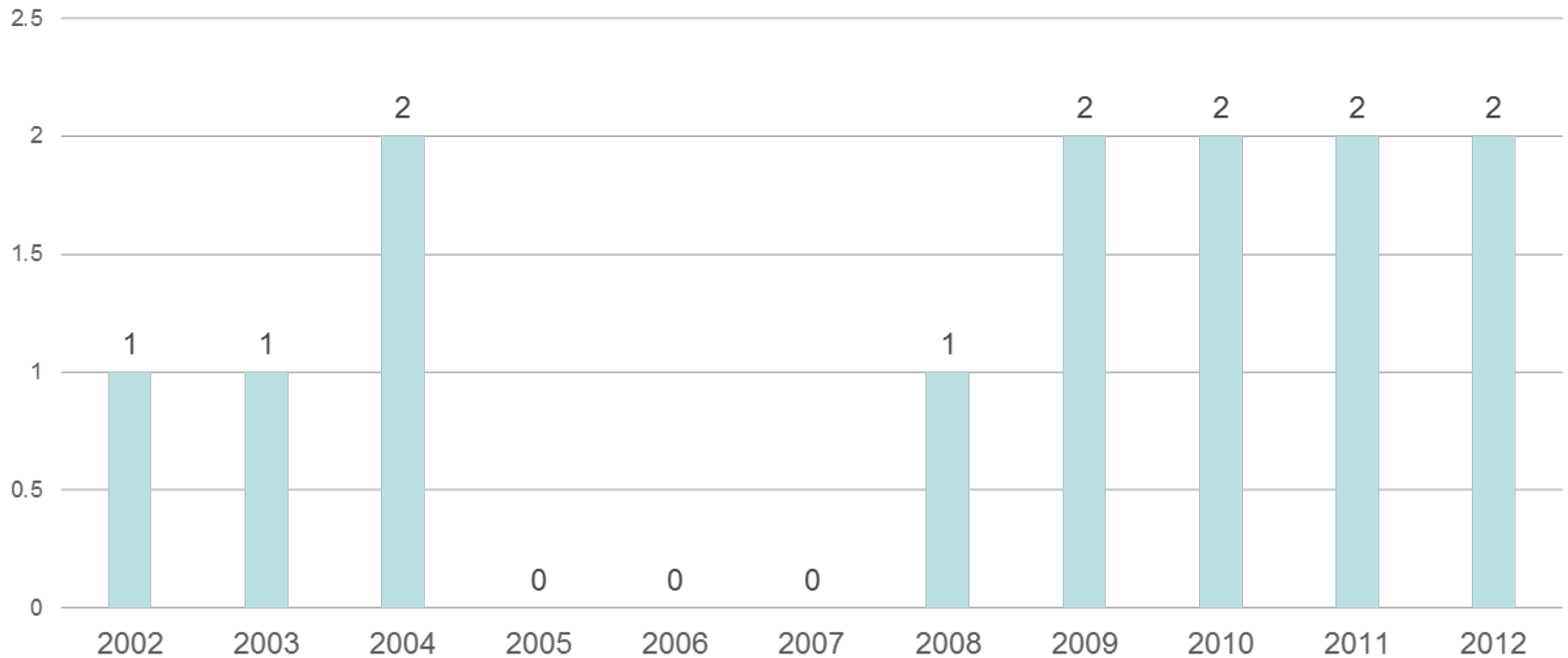
Infant Death Rates Per 1,000 Population, 2008-2012

	Total	White	Black	Hispanic
Pamlico County	13.6	13.2	21.5	0.0
NC	7.5	5.6	14.0	5.3

Child Deaths

- From 2008 to 2012, child death numbers in Pamlico County has remained at 2.
 - Cause:
 - Perinatal Conditions
 - Age:
 - 2 Under 1 year old

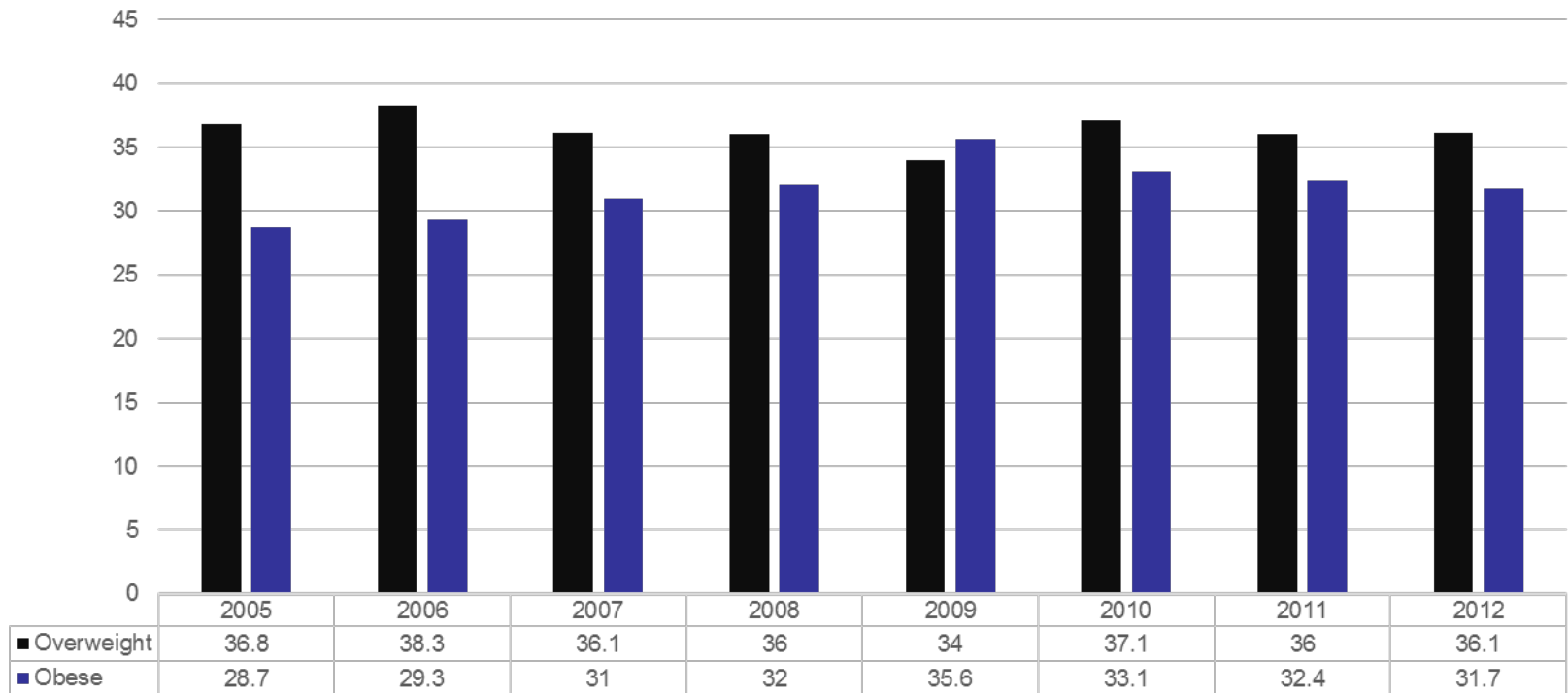
Child Deaths in Pamlico County, 2002-2012



Obesity

- According to the 2012 Behavioral Risk Factor Surveillance Survey, 36.1% of respondents in Eastern NC reported that they are overweight; 31.7% of respondents in Eastern NC reported that they are obese.

Overweight/Obesity Rates by Percentage, 2005-2012

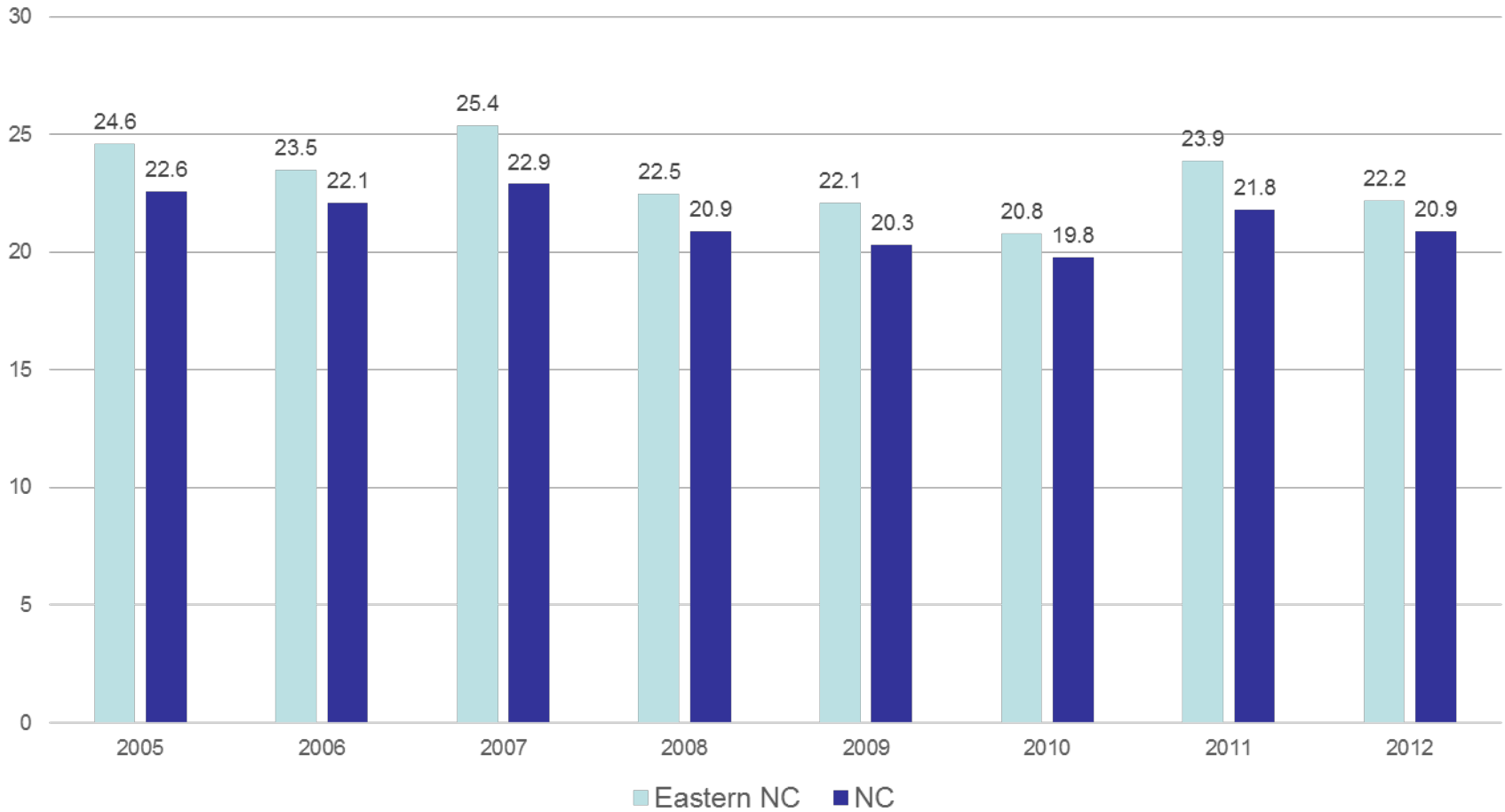


(BRFSS, 2012)

Tobacco Use

- According to the 2012 Behavioral Risk Factor Surveillance Survey, 22.2% of respondents in Eastern NC reported that smoke. 23.9% reported that they smoked in 2011.

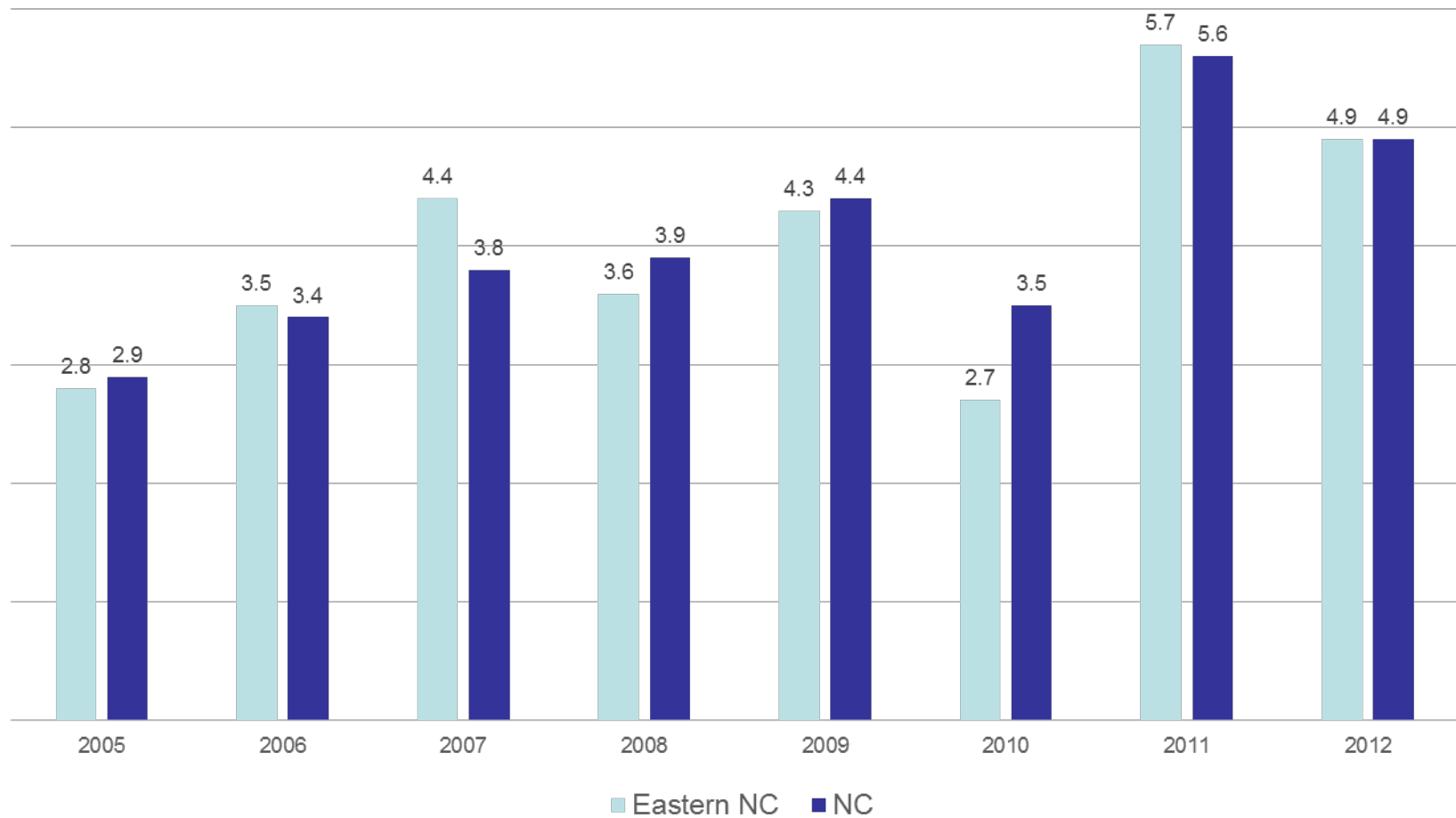
Smoking Rates by Percentages, 2005-2012



Substance Use

- According to the 2012 Behavioral Risk Factor Surveillance Survey, 95.1% of respondents in Eastern NC reported that do not participate in heavy drinking. In 2011, 94% of respondents reported that they do not heavily drink.

Heavy Alcohol Consumption Rates by Percentages, 2005-2012



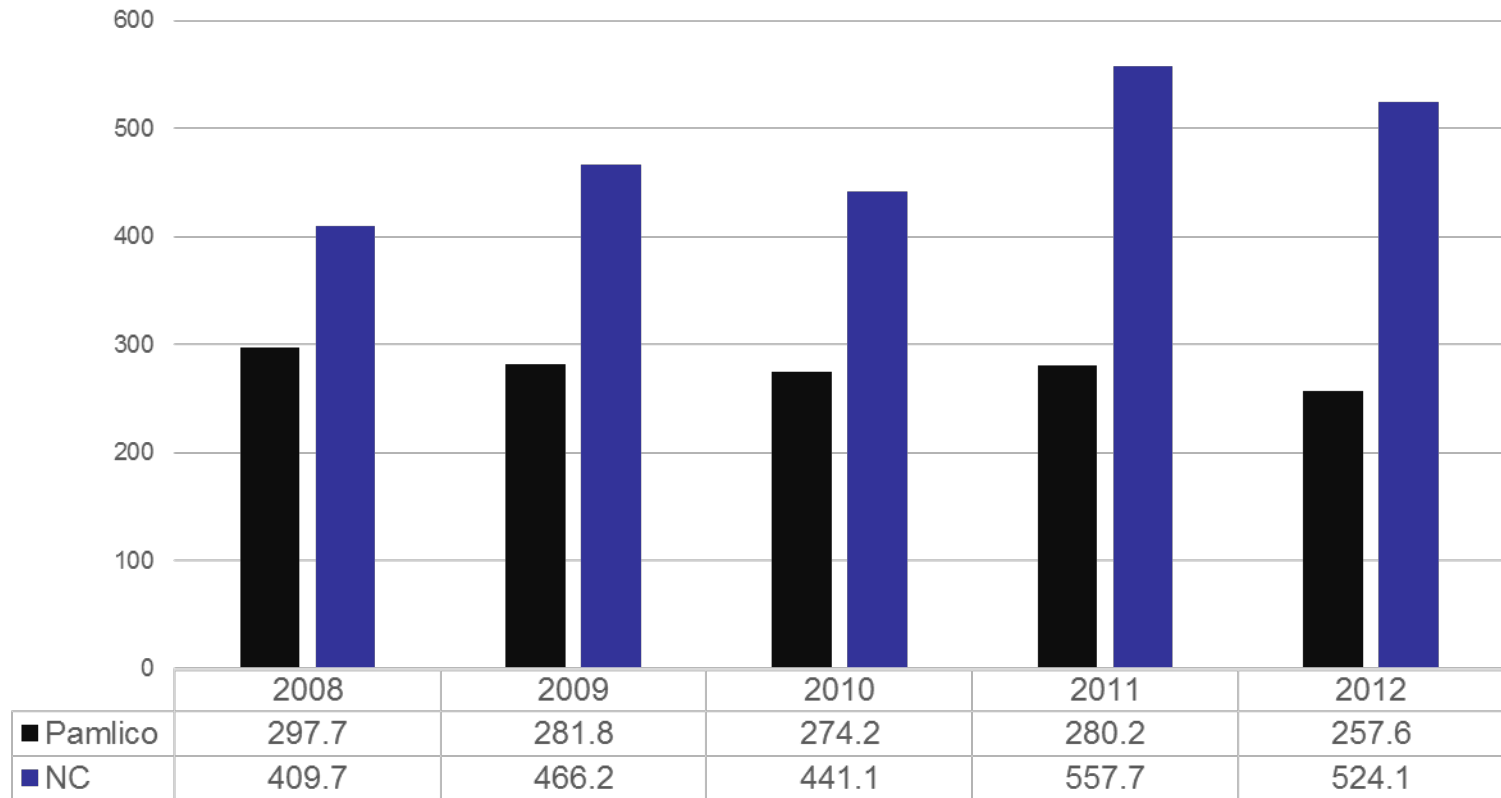
Hospital Discharges - Asthma

- In 2012, Pamlico County had a discharge rate of 84.10 per 100,000 which is **lower than** the NC rate of 100.3.
- There were 11 hospital discharges with a primary diagnosis of asthma.
- In 2012, Pamlico County had a rate of 107.8 per 100,000 which is **lower than** the NC rate of 163.7 for children ages 0-14.
- There was 2 child hospital discharge with a primary diagnosis of asthma.

Pamlico County Sexually Transmitted Infections

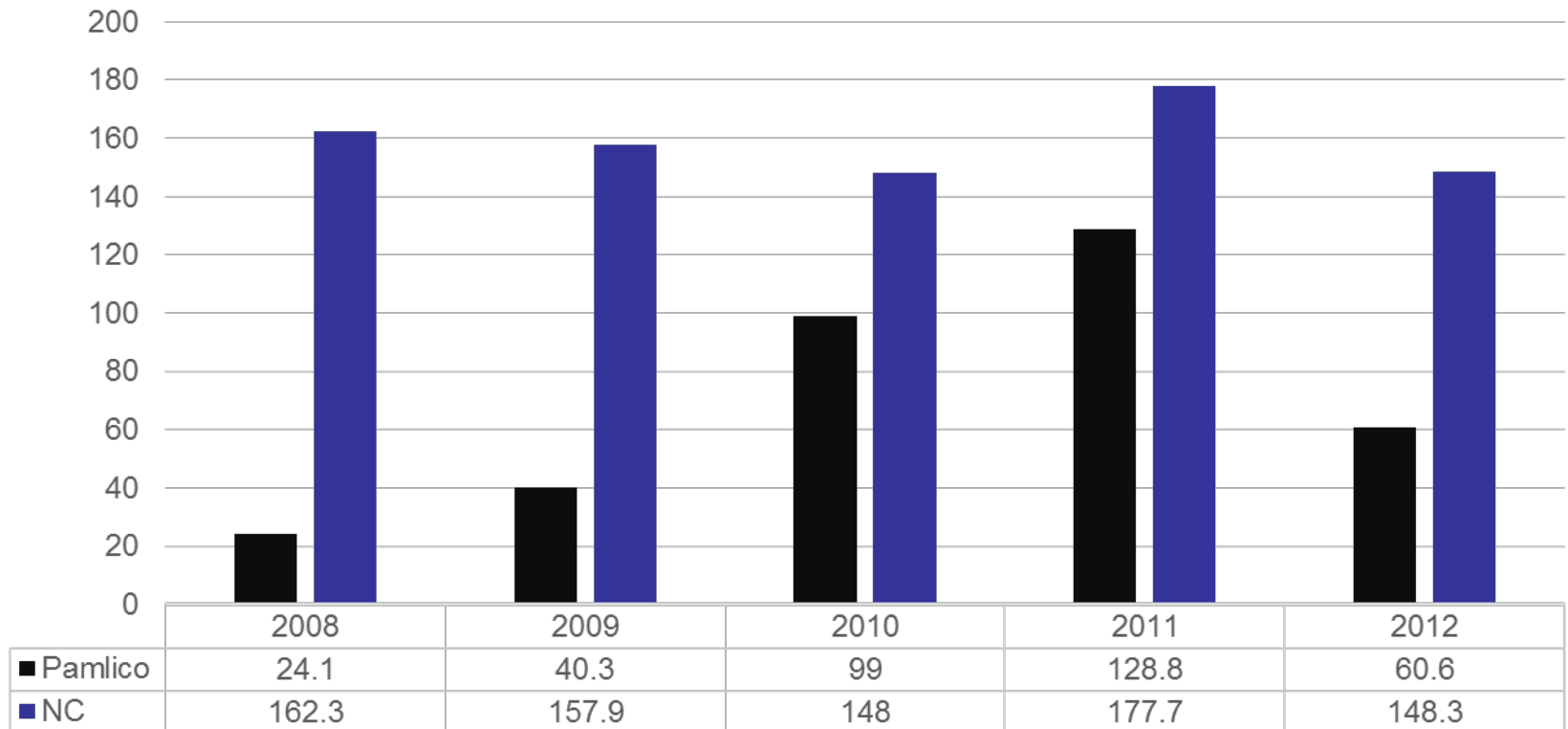
- Reports from the NC Department of Health & Human Services, Epidemiology Branch indicate that from 2011 to 2012:
 - Chlamydia has **decreased** by 8% or 3 cases
 - Gonorrhea has **decreased** by almost 53% or 9 cases
 - HIV disease has **increased** to 3.

Chlamydia Rates, 2008-2012

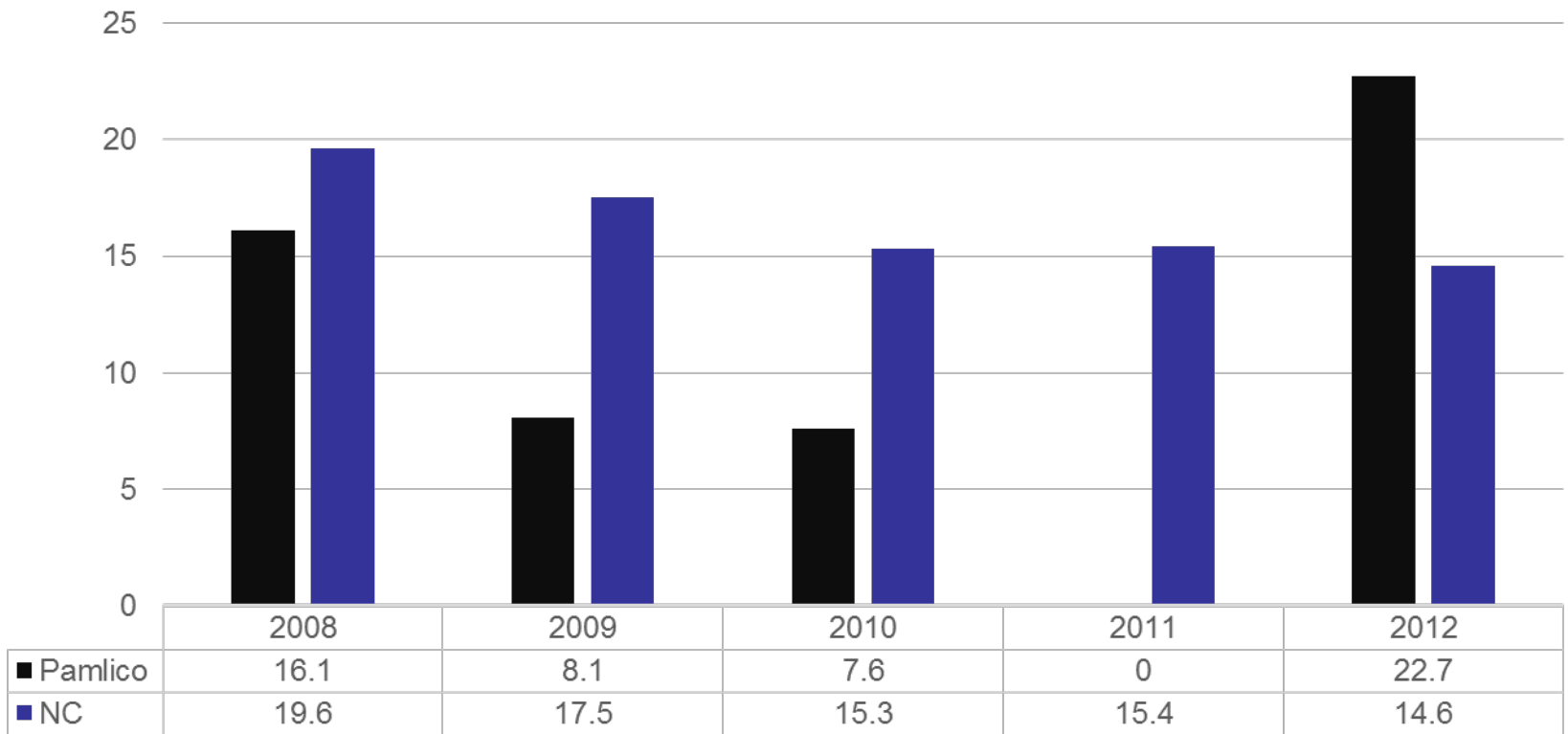


North Carolina Department of Health & Human Services, Epidemiology Branch

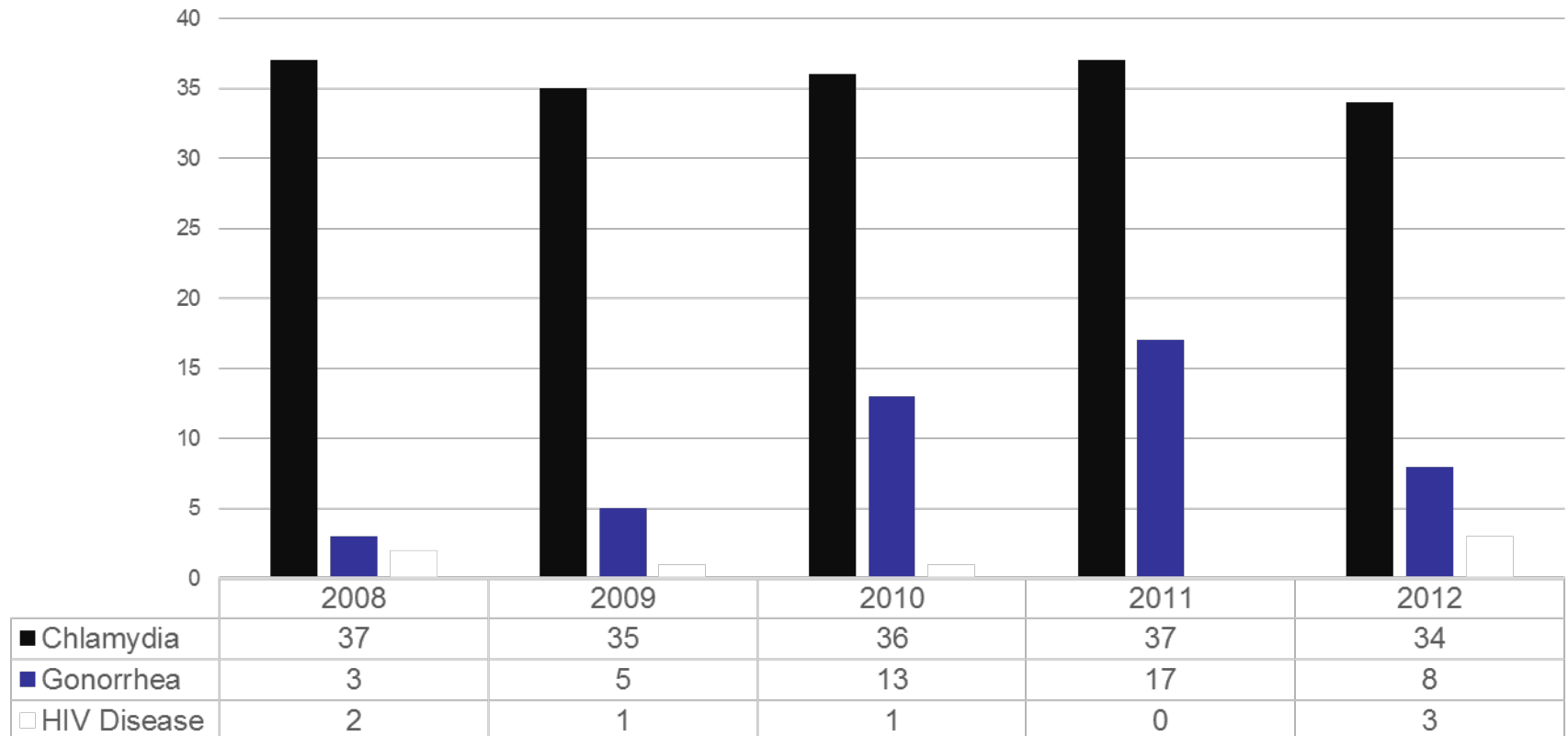
Gonorrhea Rates, 2008-2012



HIV Disease Rates, 2008-2012



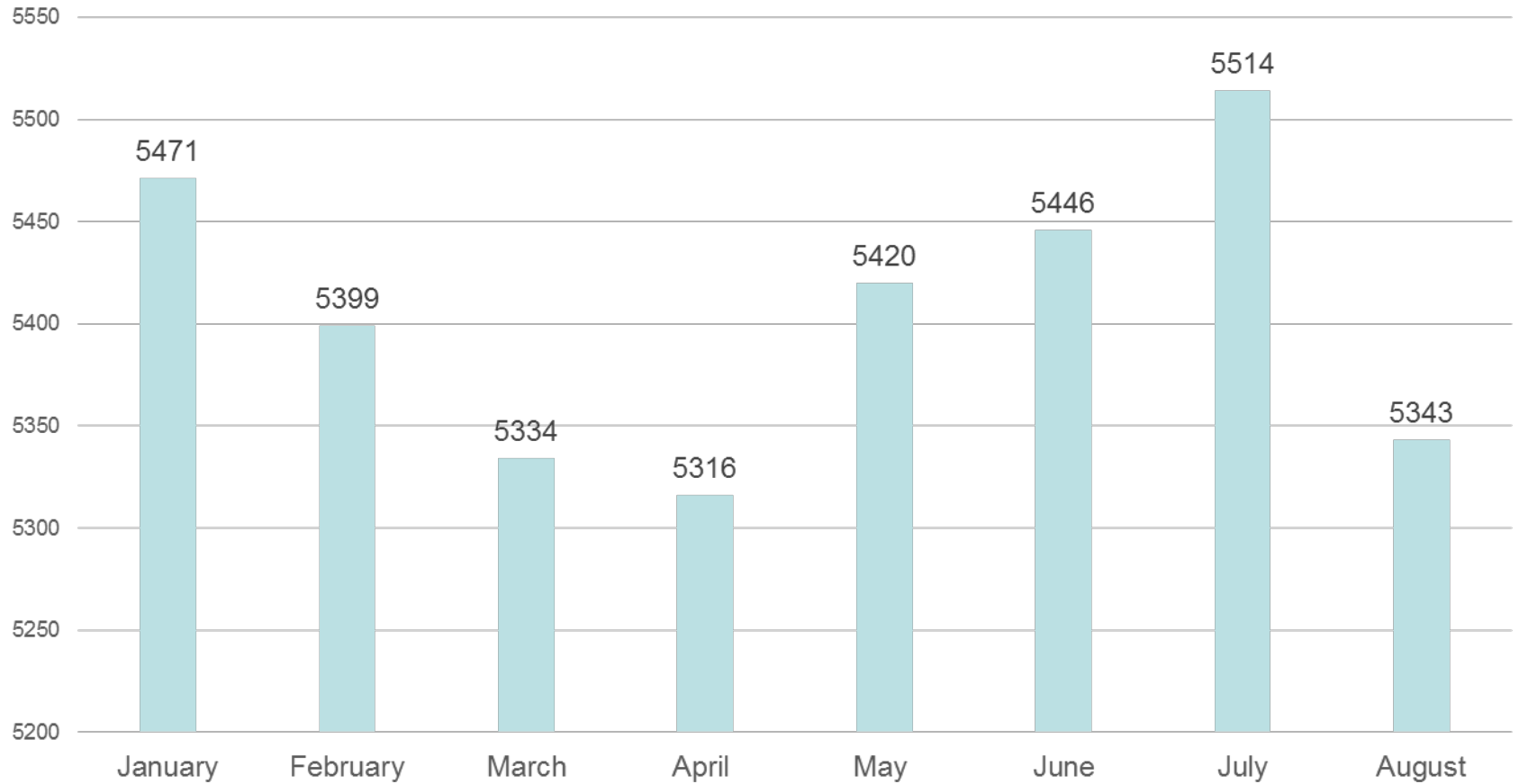
Pamlico County Sexually Transmitted Infections, 2008-2012



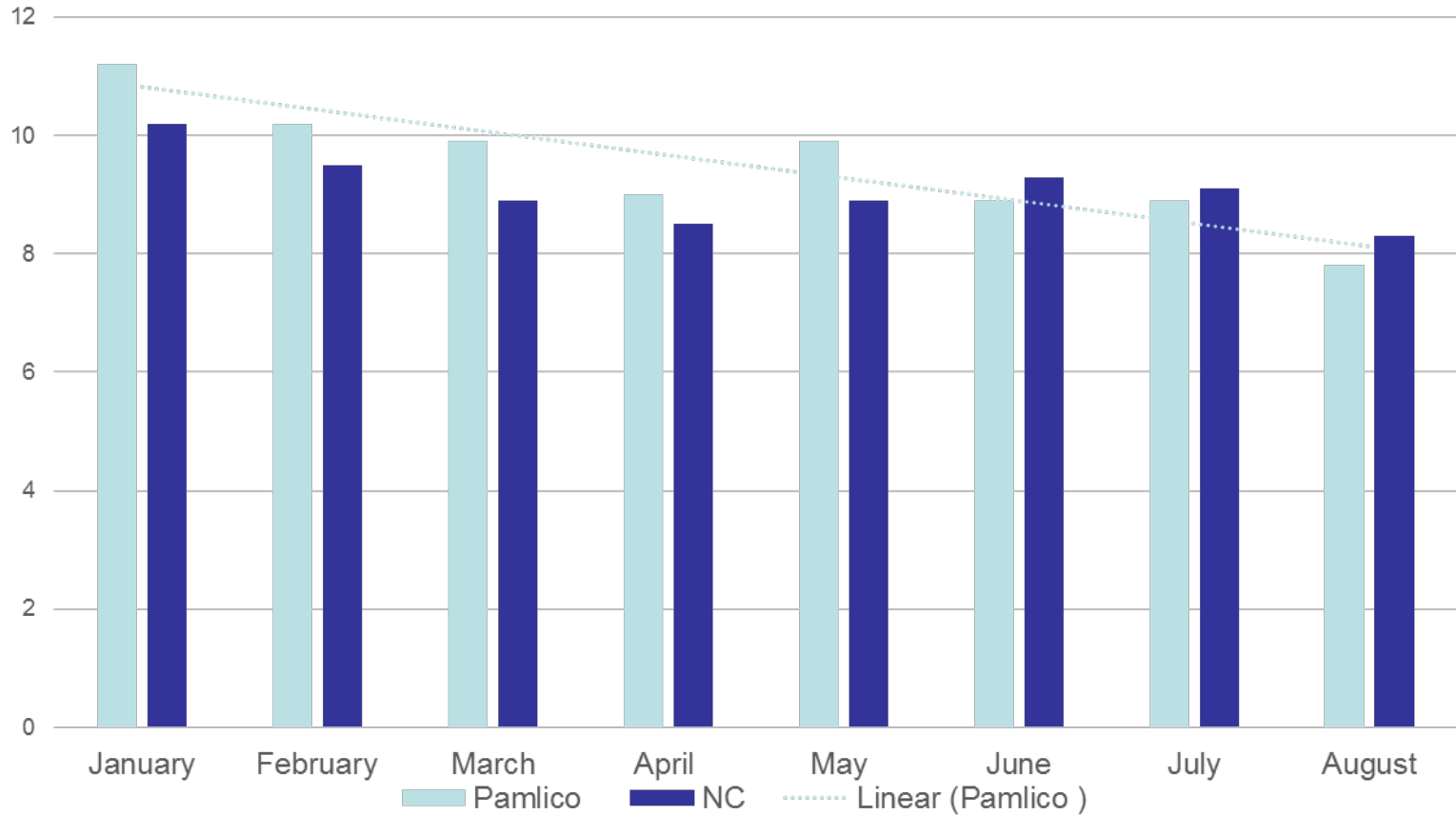
Un-Insured and/or Under-insured

- HOPE patients earn less than two times the federal poverty level, but earn too much to qualify for Medicaid. They are too young for Medicare and can not afford insurance to take care of their chronic conditions
- In 2012, HOPE Clinic helped about **720** people with medical care, including prescription medications, diabetes education, lab tests, dental care and referrals to specialists outside the Clinic.

Pamlico County Labor Force, January – August 2013



Unemployment Rates, January – August 2013



Top Employers in Pamlico County (2012)

1. Pamlico County Board of Education
2. State of NC Department of Correction
3. County of Pamlico
4. Pamlico Community College
5. Food Lion, LLC
6. Home Life Inc.
7. Arapahoe Charter School
8. All-Safe Industrial Services, Inc.
10. YMCA
10. Principle Long Term Care, Inc.

Obesity

- County employees continue to participate in the County Walking Program on Tuesday's and Thursday's at the Pamlico County High School track.
- Quarterly, county employees attend educational health seminars.

Obesity

- Pamlico County Health Department purchased equipment to assist physical education programs in 4 schools increase physical activity in students.
- Pamlico County Parks & Recreation secured funds to revise their Comprehensive System-wide Master Plan. Health considerations will be included in the new plan.

Prescription Drugs

- A permanent, locked, prescription drop-off location has been established in the lobby of the Pamlico County Sheriff's Department.
- The health department did a media campaign to ensure that prescription drugs are secured and promptly disposed of a responsible way.

Rx Drug Drop-Box Dedication Ceremony



Coastal Coalition for Substance Abuse Prevention

- CCSAP hosted a Substance Abuse Prevention Helps Everyone (SAPHE) retreat at Camp Don Lee in July.
- Youth increased their knowledge of underage drinking and prescription drug misuse/abuse, and discussed their perception of these current issues
- SAPHE is open to any and all youth who would like to work to prevent substance abuse.

Substance Abuse Prevention

- CCSAP conducted Alcohol Purchase Surveys in Carteret, Craven, Jones, Onslow and Pamlico Counties to 171 retailers measure the accessibility of alcohol.
- Pride Surveys were conducted to assess youth perception and use of alcohol and prescription drugs.

Tobacco Use

- Cigarette butt receptacles were distributed to towns/municipalities with tobacco and smoke-free policies.
- Signage is available from the health department to assist towns/municipalities increase the awareness of their local tobacco policy.

Healthy Living For a Lifetime

- In May 2013, NC Farm Bureau, Pamlico County Health Department, Pamlico Services & HOPE Clinic hosted a community-wide screening, referral and education event.
- About 200 people were provided the following services at no cost: blood pressure, BMI, cholesterol, HDL and LDL, triglycerides and hemoglobin A1C.

Healthy Living For a Lifetime



Emerging Issues

- Wal-Mart plans to build two stores in Pamlico County – a “smaller” Super Center in Grantsboro and Wal-Mart Express outside of Oriental.
- Implementation of the Affordable Care Act
- Lack of Sustainable Employment within Pamlico County

New Initiatives

- It has been more than 5 years since a Social Worker has been employed with the Pamlico County Health Department. PCHD has moved from a medical model to a psychosocial model in providing our Care Coordination 4 Children & Pregnancy Care Management services.

New Initiatives

- PCHD staff will assure that Hispanics are being adequately served with having their health needs met.
- PCHD will look at a formal collaborative approach with local providers to ensure adequate child health care.

New Initiatives

- PCHD will explore having an Affordable Care Act Certified Application Counselor to do Outreach for our county's population.

For more information:

- Contact:


Tamara Jones

Public Health Educator II

Pamlico County Health Department

Post Office Box 306

Bayboro, NC 28515

: 252-745-5111

: 252-745-7684

: tamara.jones@pamlicocounty.org