

Dating Violence & Sexual Assault

Rachael Panizzi
YWCA DVIPP
OUTREACH COORDINATOR

Healthy Relationships

- Encouraging
- Personal space
- Motivating
- Positive
- Trusting
- Physical boundaries are respected
- In control of yourself- clothing, music, friends
- Able to disagree



Unhealthy Relationships

- Puts you down
- Gets extremely jealous or possessive
- Constantly checks up on you
- Tells you how to dress
- Controlling



Unhealthy Relationships

- Have big mood swings
- Make you feel nervous
- Criticize you
- Threaten to hurt you
- Dating Violence



RED FLAGS

- Display more than one
- Can apply to friendships
- The large majority of abused teens are not informing parents
- even when they do, most stay in abusive relationships.

WHY?



WARNING SIGNS



Copyright: Break the Cycle 2017



<https://www.youtube.com/watch?v=ljDpQfSPB4A>

What is Dating Violence?

- When 1 partner abuses another in an dating relationship
- Psychological, emotional, sexual, physical, financial
- Is a pattern of certain behaviors repeatedly
- Main goal: gain **POWER** & **CONTROL** over another individual

Dating Violence


- When the abuser feels lack of control
- Abuse does not just happen once
- Happens to any socioeconomical background, education level, race, age, sexual orientation, religion, or gender
- Dating violence is a form of Domestic Violence



WHY?



DATING ABUSE: STATISTICS



**1 IN 3 HIGH SCHOOL STUDENTS
EXPERIENCE EITHER PHYSICAL OR SEXUAL VIOLENCE,
OR BOTH, BY SOMEONE THEY ARE DATING.**

See more statistics: breakthecycle.org

Copyright: Break the Cycle 2017



Psychological Abuse

- Fear through intimidation
- Threats to hurt themselves or others
- Animal abuse
- Isolation
- Stalking
- Cyberstalking



Emotional Abuse

- Destroying self esteem and self-worth
- Constant criticism
- Name calling
- Humiliation
- Not allowing victim to do things for themselves



Sexual Abuse

- Any unwanted sexual contact
- Forcing or pressuring victim
- Attacking sexual body parts
- Telling sexual jokes at the victims expense
- Physical violence followed by forced sex



Physical Abuse

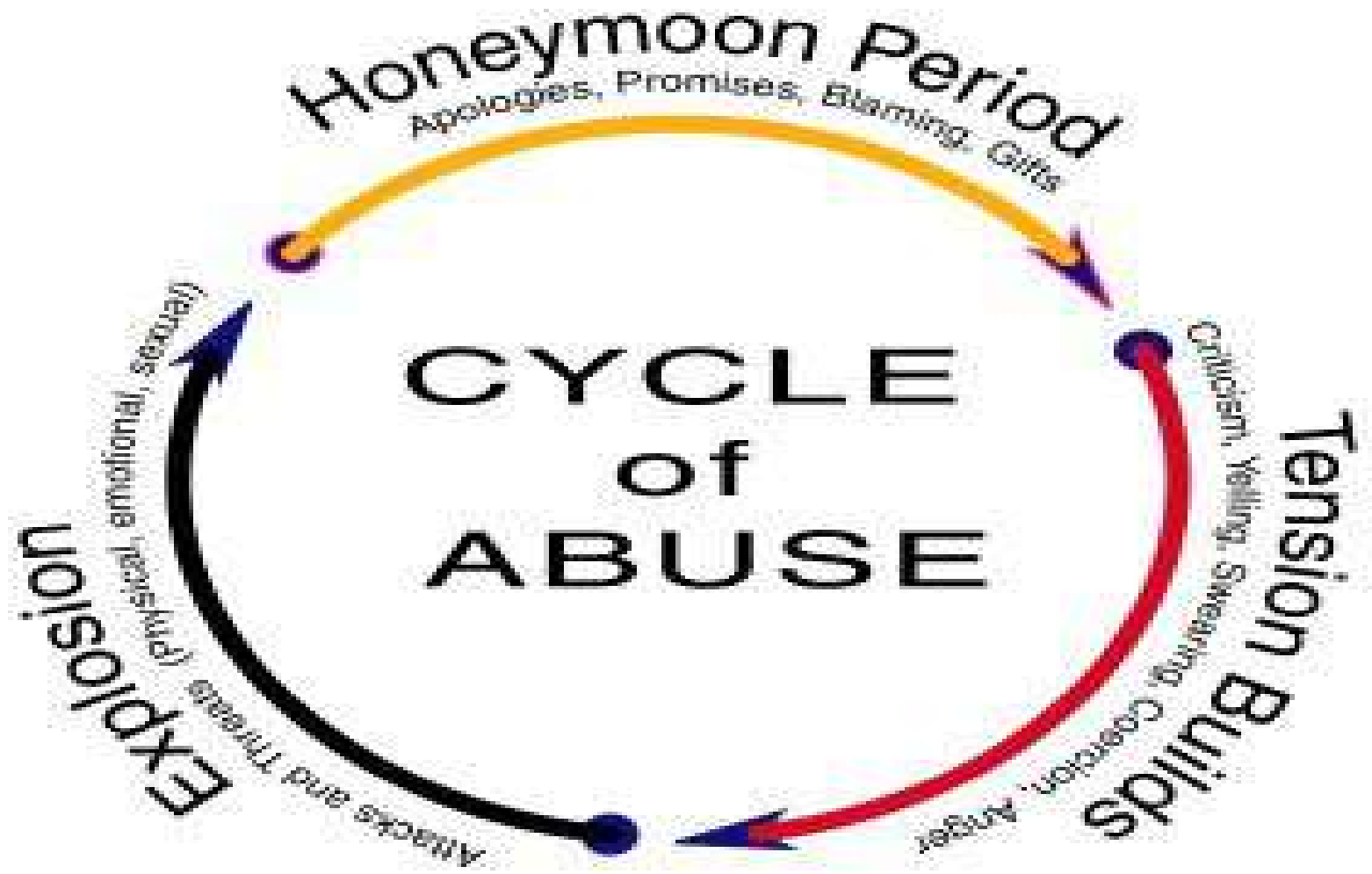
- Hitting
- Biting
- Shoving
- pushing/punching
- Burning/cutting
- Pulling hair
- Forcing drug/alcohol on someone



ECONOMIC ABUSE

- Maintain control over finances
- Withhold access to funds
- Prohibit the victim from working

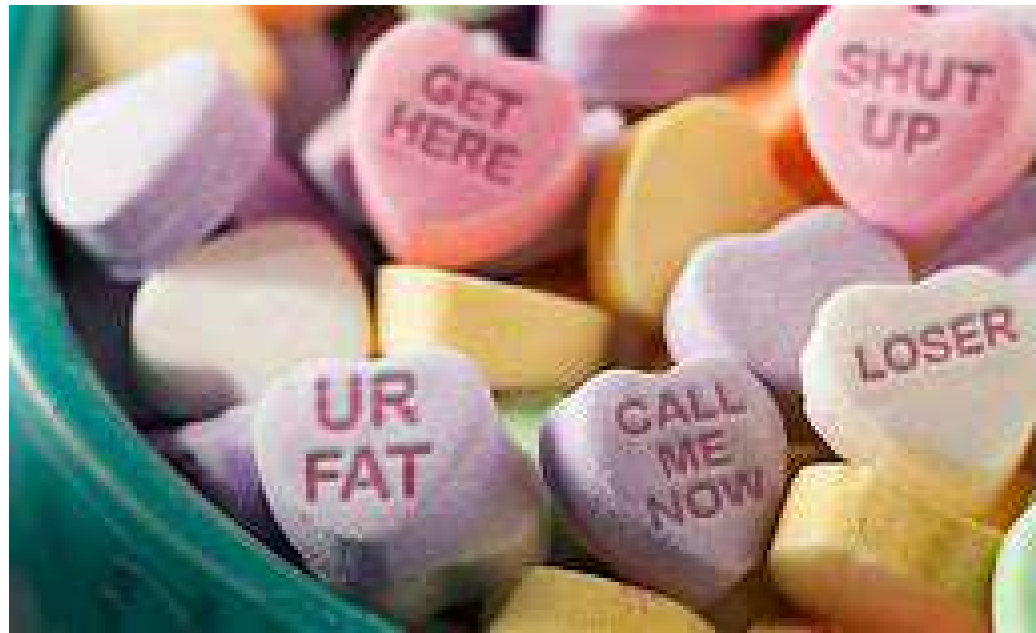




2017 SHORT STATS	Jan	Feb	Mar	Apr	May	Jun	July	Aug	Sept	Oct	Nov	Dec	Totals
Number of Adults Sheltered (*Dup)	23	16	23	25	26	22	26	26	22	24	18	25	276
Number of Adults Exited	15	7	12	13	11	9	12	12	8	14	6	12	131
Number of Children Sheltered	11	10	9	12	14	13	23	15	14	14	15	24	174
Number of Children Exited	4	9	2	3	7	2	10	9	6	1	5	8	66
Returning Clients	4	4	4	4	13	9	11	11	6	4	5	9	84
Clients Carried Over	14	8	10	11	12	13	12	14	13	14	10	12	143
Adults	374	217	298	401	782	330	481	401	405	363	467	343	4862
Children	209	82	124	257	299	312	359	290	292	307	416	396	3343
Bed Days Total	583	299	422	658	1081	642	840	691	697	670	883	739	8205
Total Crisis/Follow Up Calls	595	446	491	552	570	644	656	534	395	525	473	458	6339
Total Stalking Calls	5	15	10	13	10	12	10	10	5	25	10	8	133
Walk-ins/Outreach (includes P.O.s)	58	52	50	68	55	58	65	74	82	56	58	52	728
Protective Orders	42	48	41	52	42	46	52	60	40	46	47	49	576

Statistics

- **1 in 4** women
- **1 in 7** men are in DV
- Every **20 seconds** someone is abused in an intimate relationship
- **1 in 3** teens have experienced dating violence
- **9.4%** of high school students (physical assaulted)



Statistics

- **1 in 10** high school students have experienced physical violence within the last year
- **1 in 10** students have had someone tamper with social media accounts (harassment)
- **1 in 5** students have experienced digital abuse
- **52%** of female students know someone who has been involved in dating violence



Sexual Assault

- Sexual assault is a term that refers to unwanted sexual act against or without a person's consent
- If they can't give consent, it is a form of sexual assault
- Intoxication is not an excuse to force sexual contact
- **86%** of female rape victims know their abuser as an intimate partner, family member, or acquaintance.



Statistics

- **42.2%** of female victims experience their first rape before 18
- **79.9%** of rapes reported happened before the age of 25
- Men report sexual assault more in younger years
- **1 in 9 girls** and **1 in 53 boys** under the age of 18 experience sexual abuse or assault at the hands of an adult



STATISTICS

- **86%** of victims know the perpetrator
- Teenagers account for **51%** of all sexual abuse
- Teenagers between the ages of 16 and 19 are **3.5 times** more likely than the general public to be victims of sexual abuse



YWCA

- HOTLINE-
765.423.1118

- SUPPORT GROUPS
- DV SHELTER-60 DAYS
- LEGAL ACTION-even teens
- CASE MANAGEMENT
- CHILD ADVOCATE
- SUICIDE SUPPORT
- COMMUNITY REFFERALS!

SPEAK



out!

RACHAEL PANIZZI

[RPANIZZI@YWCALAF
AYETTE.ORG](mailto:RPANIZZI@YWCALAFAYETTE.ORG)

765-432-7029

765-250-7768

Hotline: 765-423-1118

**Best form of contact is
EMAIL.**