



CUYAHOGA COUNTY COMMON PLEAS COURT

***Statistics Report
November 2022***

***Brendan J. Sheehan
Administrative and Presiding Judge***

TABLE OF CONTENTS

Criminal Statistics

<i>Newly Filed, Re-Activated and Transferred in Cases</i>	4
<i>Yearly Criminal Terminations</i>	5
<i>Pending Criminal Cases End of Period</i>	6
<i>Clearance Rate</i>	7
<i>Arrest to Disposition Timeline</i>	8
<i>Average Arrest to Disposition Timeline (Jail Cases)</i>	9
<i>Average Arrest to Disposition Timeline (Non-Jail Cases)</i>	10
<i>Average Arrest to Disposition Timeline (Jail and Non-Jail Cases)</i>	11
<i>Yearly Average Arrest to Disposition Timeline</i>	12
<i>Indictments and Informations Filed With the Clerk of Courts</i>	13
<i>Bail Case Arraignment Activity</i>	14
<i>Overall Arraignment Statistics</i>	15

Foreclosure Statistics

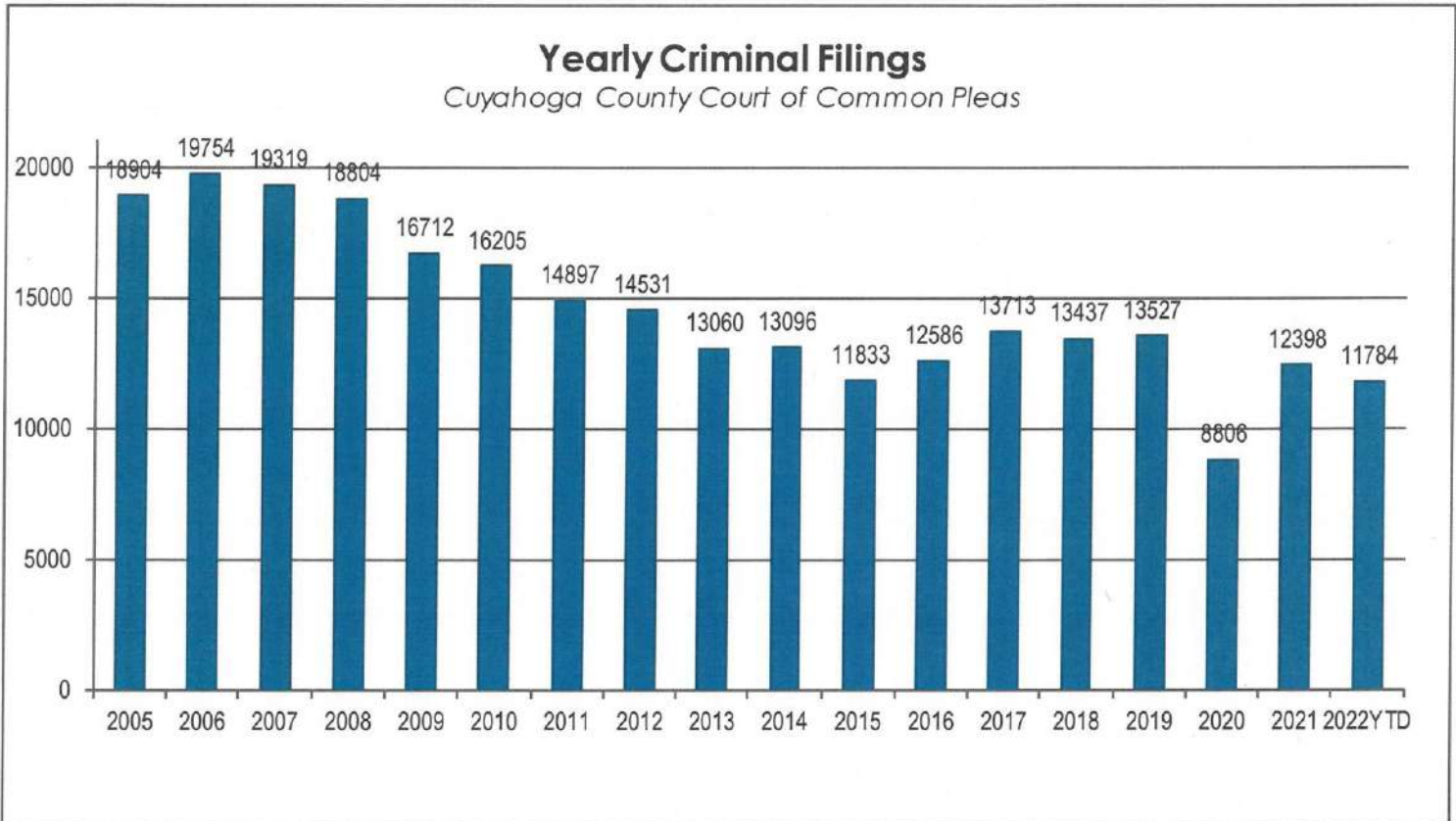
<i>Total Pending Judicial Foreclosure Cases Referred to Magistrates</i>	17
<i>Total Pending Tax Lien & Certificate Cases Referred to Magistrates</i>	18
<i>Percentage of Pending Judicial Foreclosure Cases By Filing Year</i>	19
<i>Judicial Foreclosure Clearance Rate Year 2022</i>	20
<i>Avg. Number of Days to Disp. (Excl. Bank. Stays & Tax Lien & Tax Cert.)</i>	21
<i>Avg. Number of Days to Disp. (Excl. Bank. Stays & Incl. Tax Lien & Tax Cert.)</i>	22
<i>Total New Judicial Foreclosure Filings</i>	23
<i>New Marsh of Lien/Quiet Title/Partition Case Filings for Years 2011 – 2022 YTD</i>	24
<i>New Marsh of Lien/Quiet Title/Partition Case Filings by month for 2022 YTD</i>	24
<i>New Tax Lien & Certificate Filings for Years 2011 – 2022 YTD</i>	25
<i>New Tax Lien & Certificate Filings by Month for Year 2022 YTD</i>	25
<i>Total New Judicial Foreclosure Filings Years 2011 – 2022 YTD</i>	26
<i>Total New Judicial Foreclosure Filings by Month for Year 2022 YTD</i>	26
<i>Magistrate's Monthly Reports</i>	27
<i>Report CMSR1062 - Judicial Foreclosure Statistics by Judge</i>	35
<i>Monthly Summary</i>	41
<i>Year to Date Summary</i>	43
<i>Corrections/Adjustments</i>	45

Criminal Case Statistics

CUYAHOGA COUNTY COMMON PLEAS COURT

Newly Filed, Re-Activated and Transferred in Cases

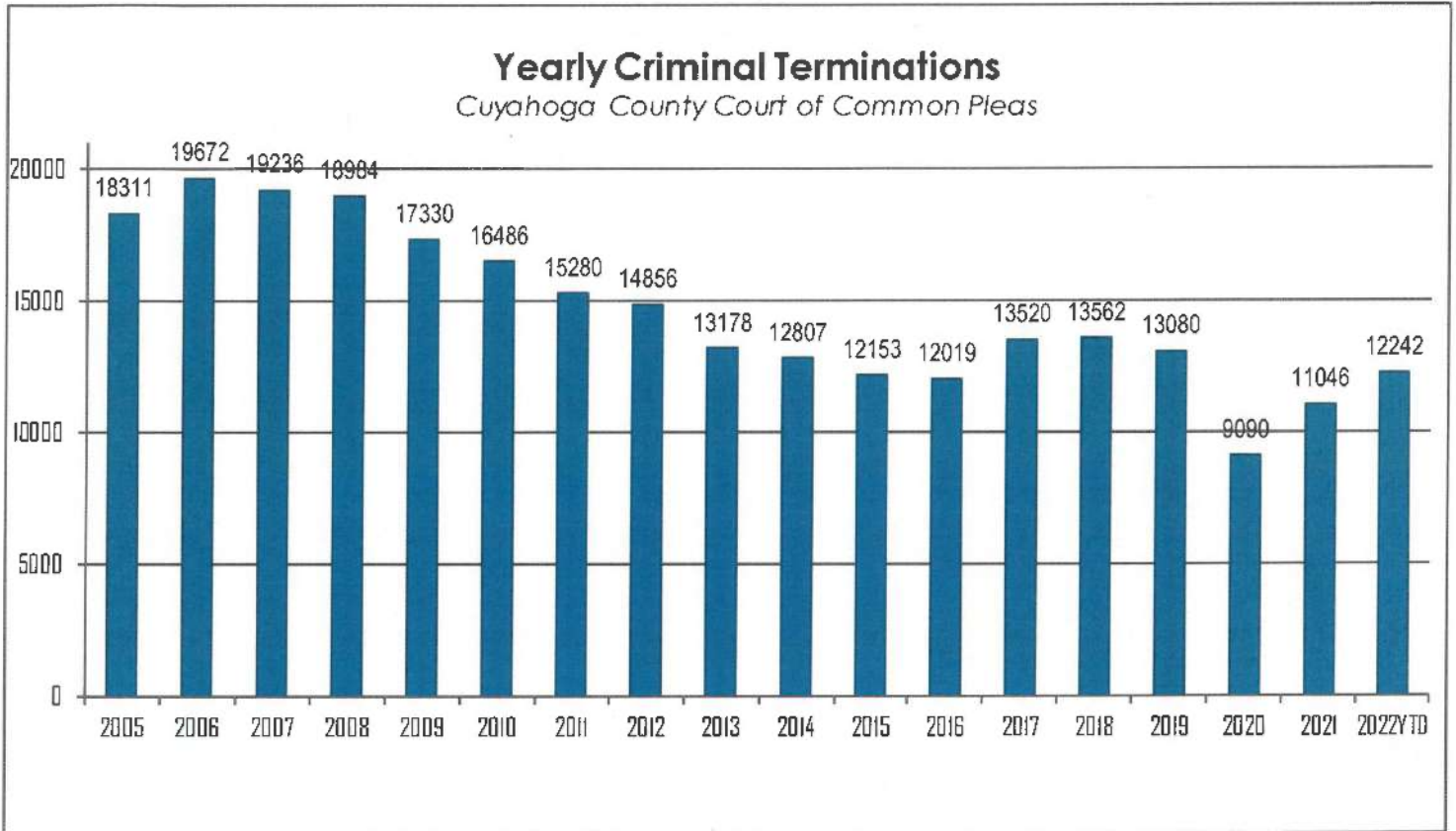
The following chart is a representation of all filed cases in Cuyahoga County Court of Common Pleas from 2005 – November 2022. Newly filed cases are defined as having been arraigned and assigned to a Judge. Re-activated cases are defined as cases where a defendant was unavailable for trial and has now become ready to proceed. Transferred cases are defined as cases moved from one judge's docket to another. This could be due to re-assignment to a Mental Health Judge or after additional information indicates that by Court rule, the case should have been assigned to another Judge.



CUYAHOGA COUNTY COMMON PLEAS COURT

Yearly Criminal Terminations

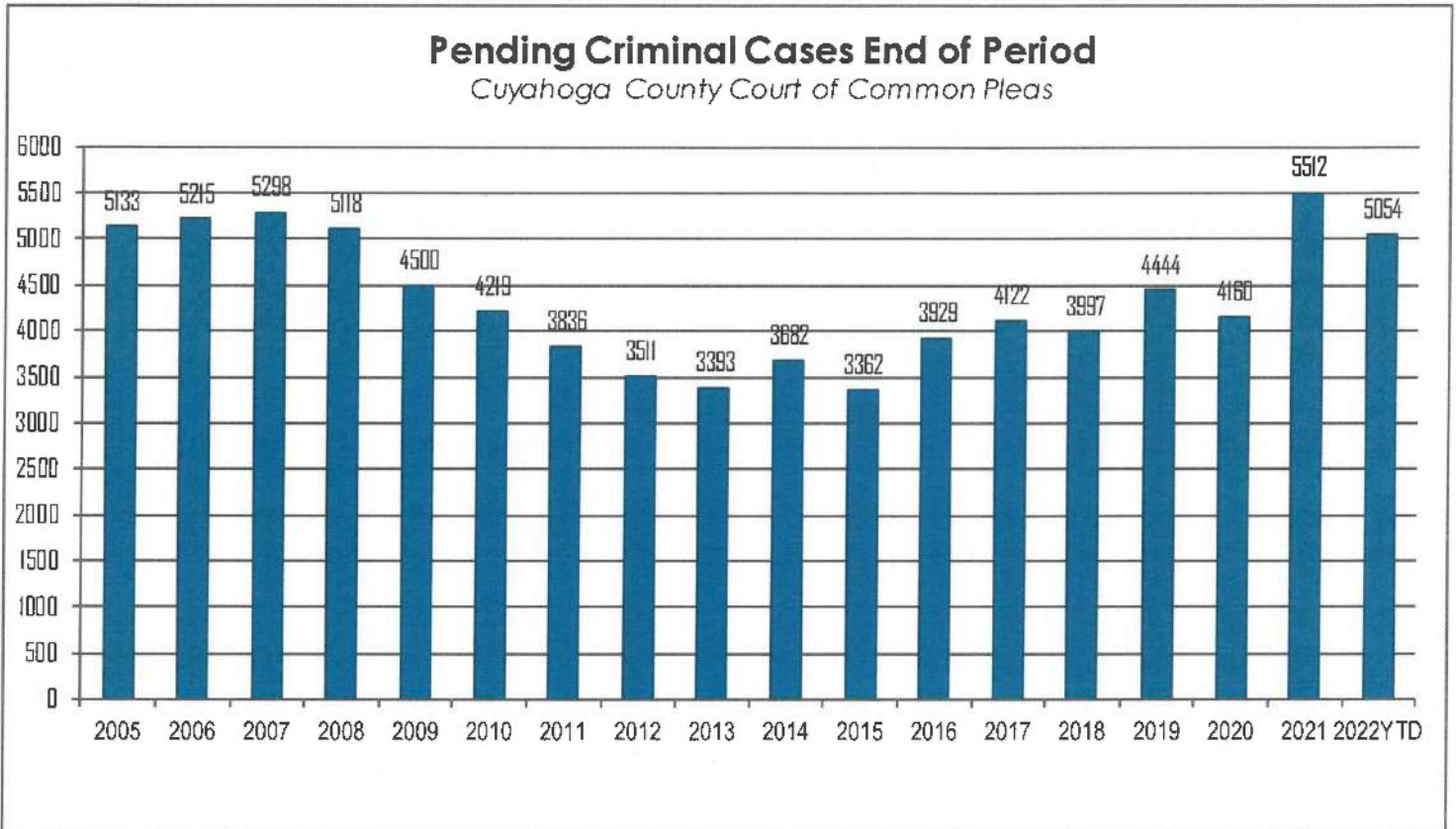
The following chart represents cases that have been terminated by the court from 2005 – November 2022. These cases have been terminated either by trial; plea, dismissal or a defendant is unavailable for trial or sentencing.



CUYAHOGA COUNTY COMMON PLEAS COURT

Pending Criminal Cases End of Period

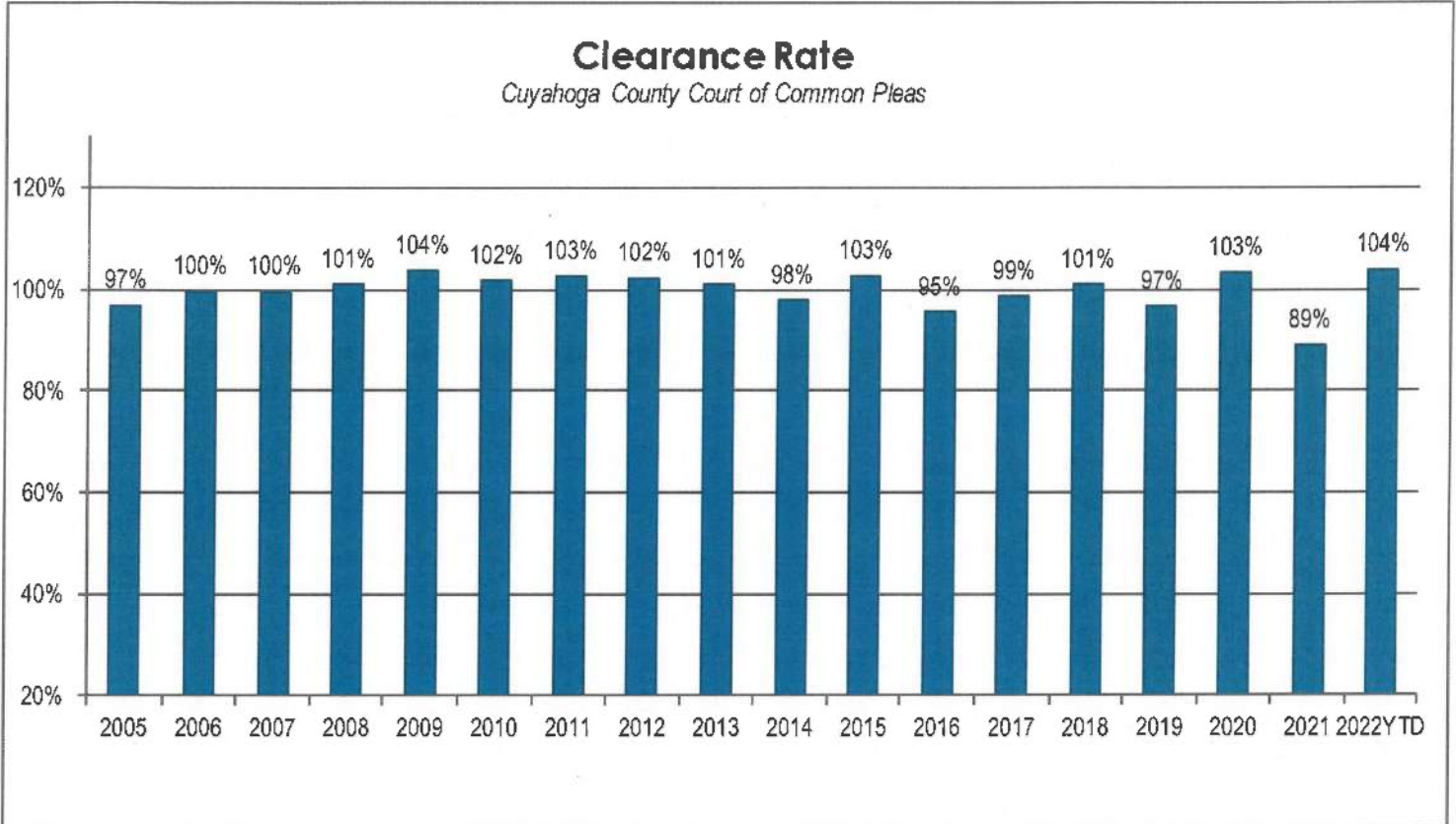
The following chart represents the total number of cases pending at the end of the reporting period from 2005 – November 2022. Pending criminal cases at the end of the period is determined by adding the total number of pending cases at the beginning of the reporting period, and all newly filed, re-activated and transferred in cases. The total number of cases terminated in the period is subtracted from the sum total pending at the beginning of the period to give the value pending at the end of the period.



CUYAHOGA COUNTY COMMON PLEAS COURT

Clearance Rate

The Clearance Rate is the total number of outgoing cases as a percentage of the number of incoming cases. Clearance rate measures whether the court is keeping up with its incoming caseload. If cases are not disposed in a timely manner, a backlog of cases awaiting disposition will grow. A Clearance Rate of 100% indicates that at least as many cases have been filed, reopened, or reactivated in a period have been disposed.



Arrest to Disposition Timeline

Arrest to disposition timeline is a method to measure how felony cases flow through the Cuyahoga County Criminal Justice System. By capturing how long a case takes to move from stage to stage, we can examine where problems may exist and where potential improvements in case processing can be made.

The source data was extracted from the Cuyahoga County Court of Common Pleas Case Management System. The overall population of sample data was based on cases terminated in a given month excluding cases that have gone through diversion programs. A case is defined as a defendant and all charges involved in a single incident. The period for the extracted data is from November 2022.

The stages examined were:

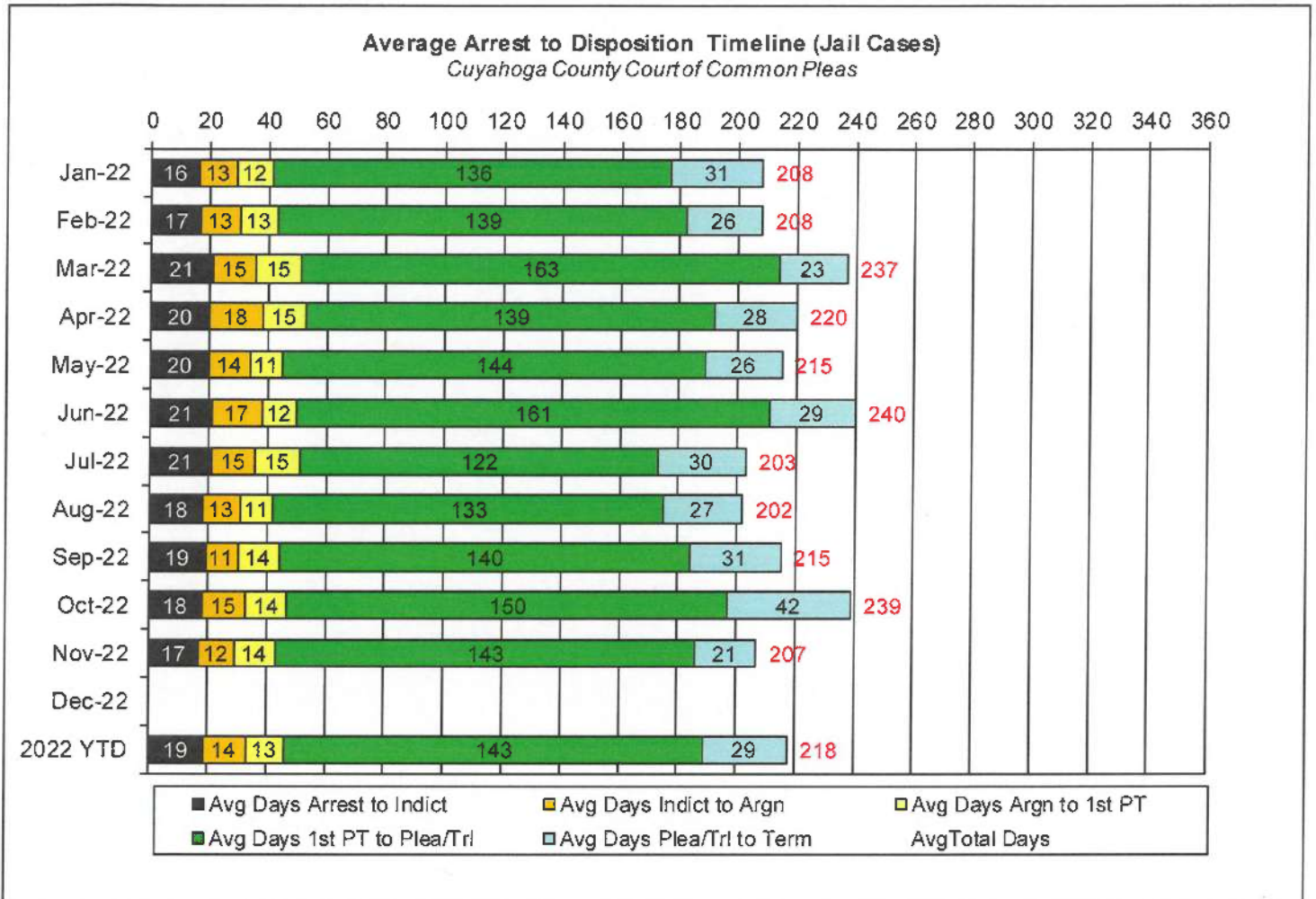
- Arrest to Indictment
- Indictment to Arraignment
- Arraignment to 1st Pre-Trial
- 1st Pre-Trial to Plea/Trial
- Plea/Trial to Termination

Due to the fact that each case may or may not have all of the stage date elements, a method to arrive at stage averages was applied. For a case to be included in the average for a stage there would need to be both dates for the given stage. A case would be included in the Arrest to Indictment stage if both arrest date and indictment date were available. This method was applied to each of the five stages. Next we calculated the total number of cases that met the date criteria for each of the ranges and also the total number of days between each date. To arrive at an average, the total number of days for each case in each range was calculated and divided by the total number of cases that met the date criteria. If a case had a time period or periods where the defendant was capiased or referred to the Psych Clinic, that amount of time was subtracted from the appropriate range. For re-indicted cases, the original arrest date is used.

The following three charts are for Jail, Non-Jail and combined Jail and Non-Jail cases. Jail and Non-Jail cases are defined by the posting of bond prior to plea or trial.

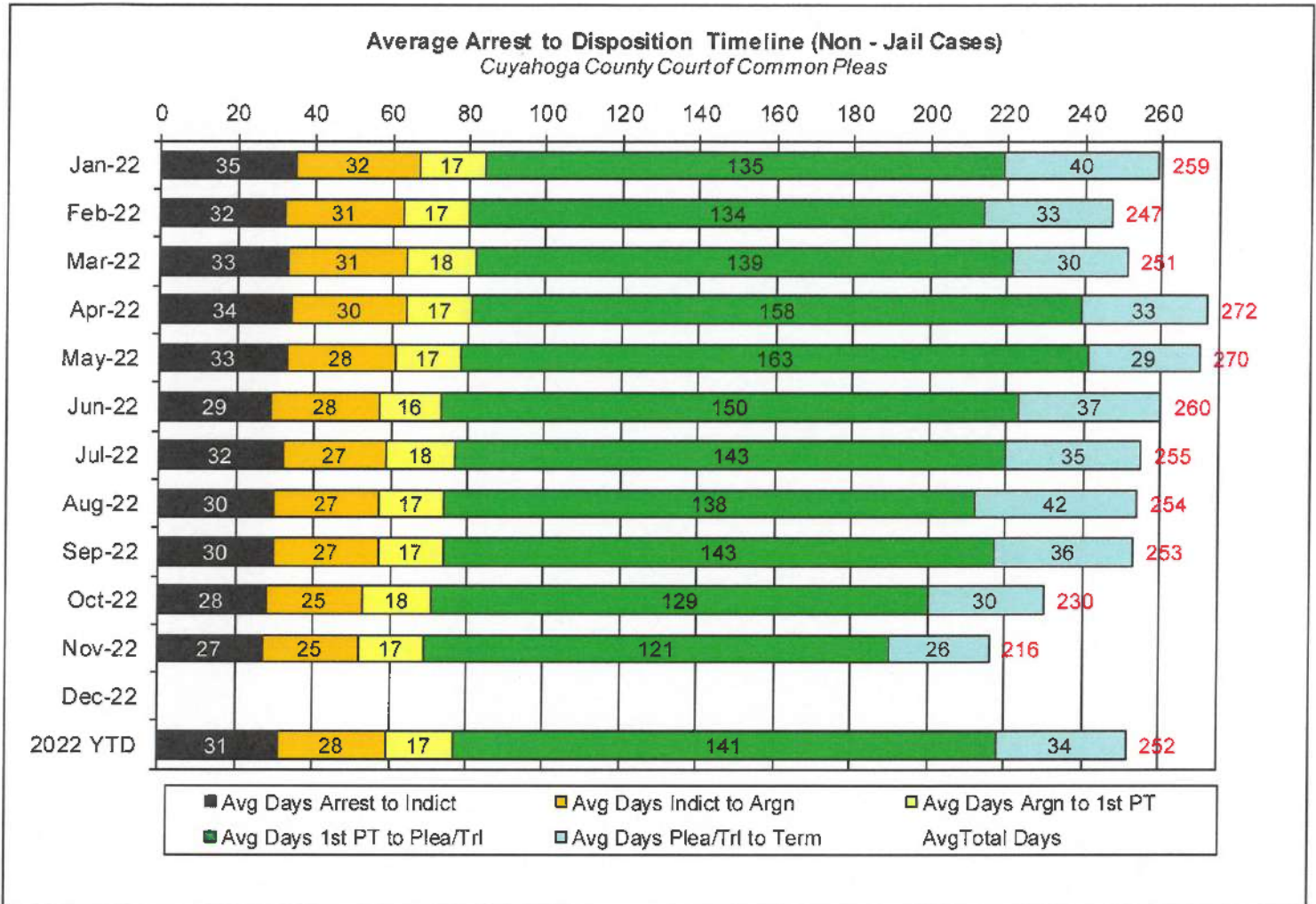
CUYAHOGA COUNTY COMMON PLEAS COURT

Average Arrest to Disposition Timeline (Jail Cases)



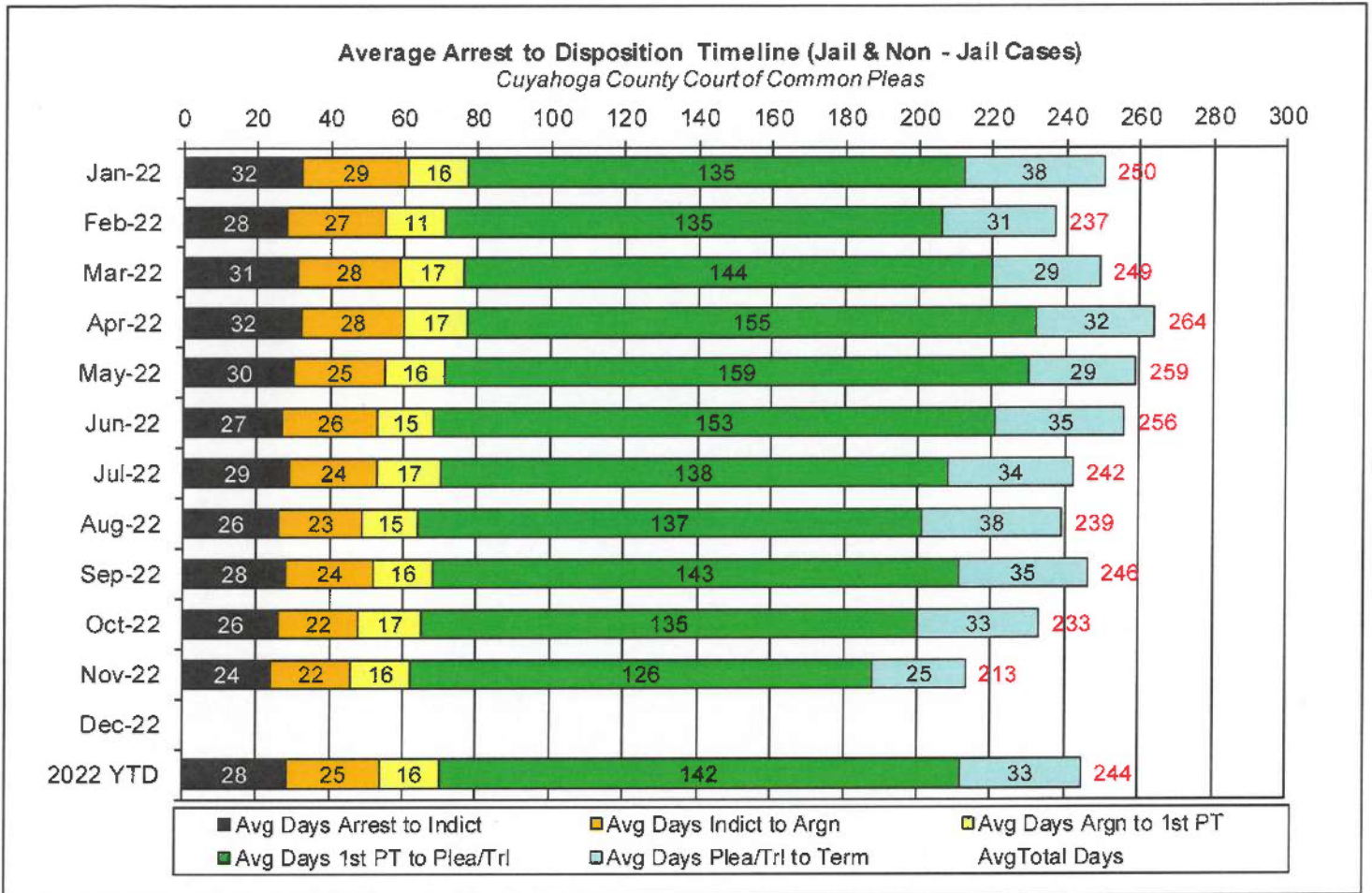
CUYAHOGA COUNTY COMMON PLEAS COURT

Average Arrest to Disposition Timeline (Non-Jail Cases)



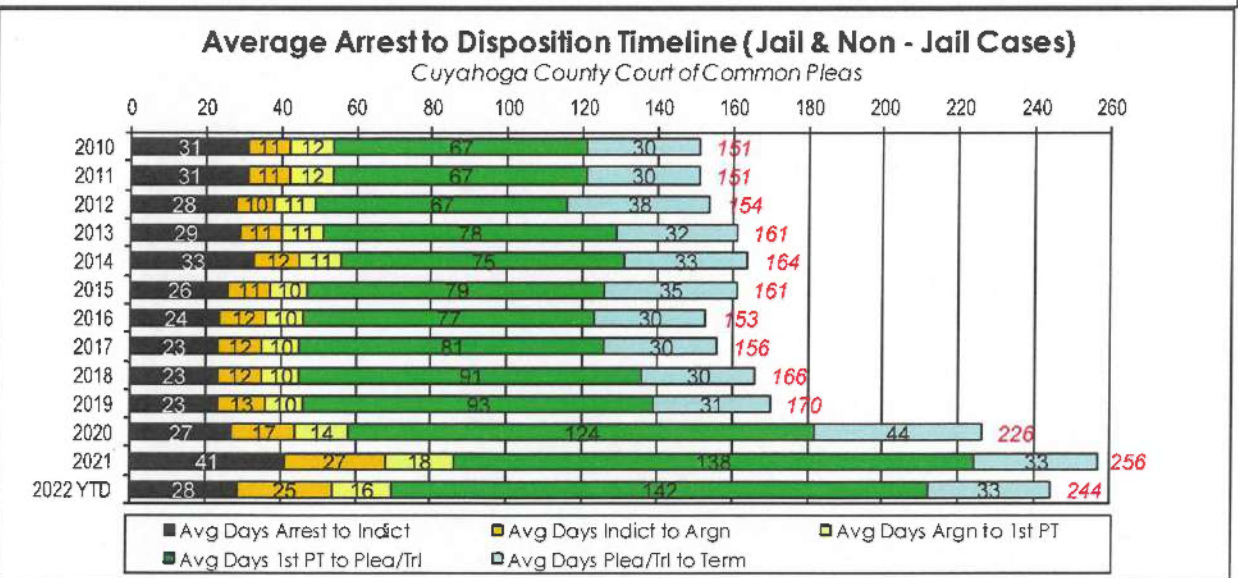
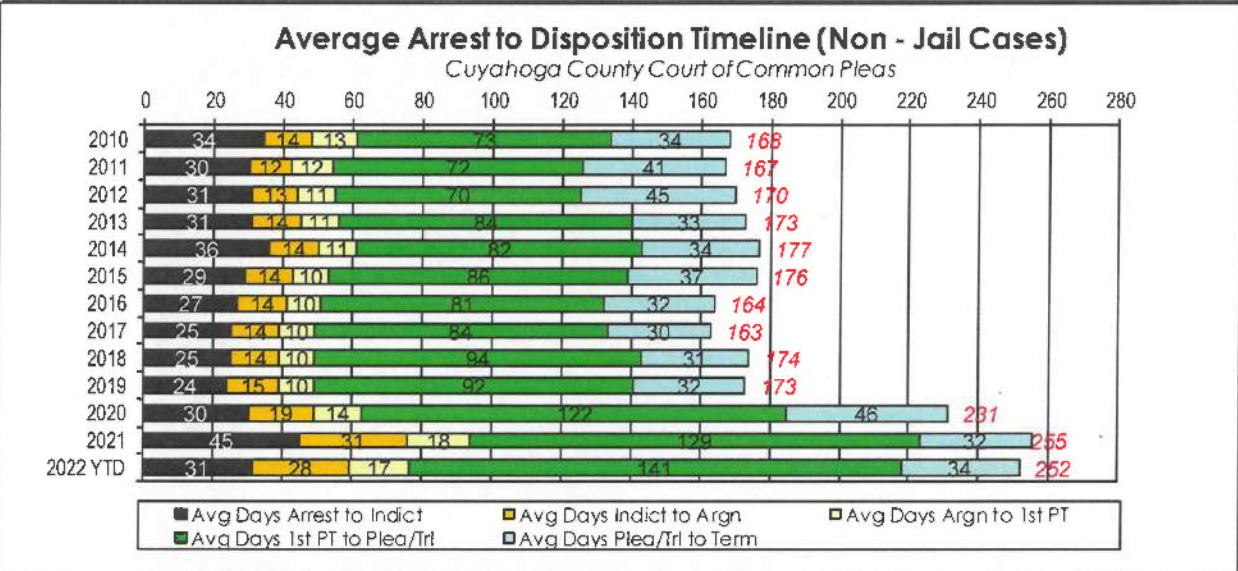
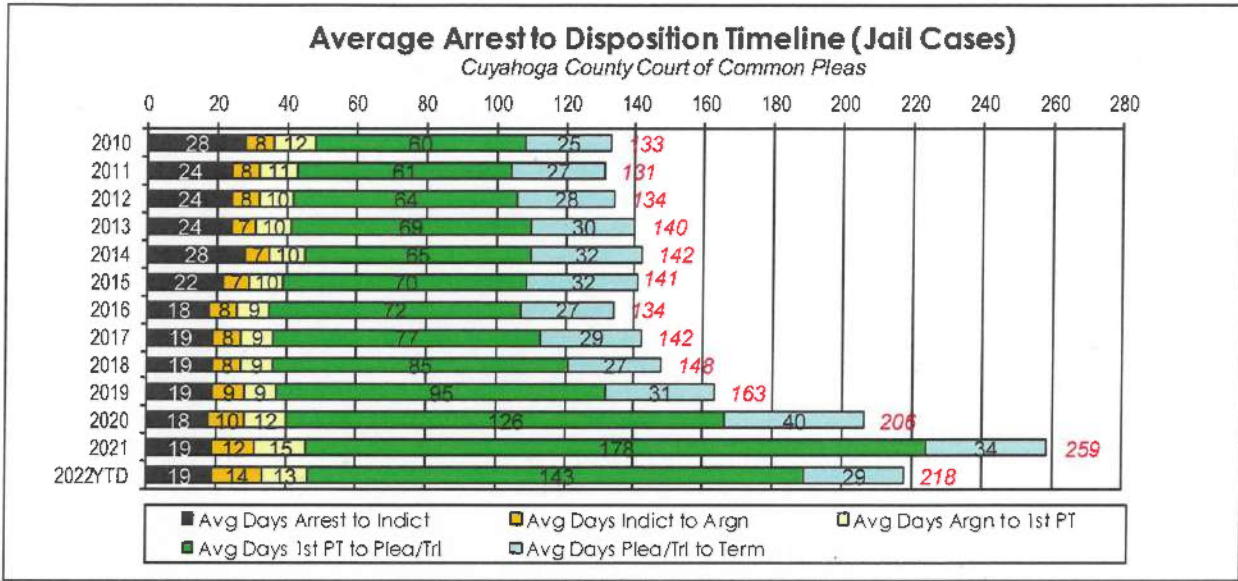
CUYAHOGA COUNTY COMMON PLEAS COURT

Average Arrest to Disposition Timeline (Jail and Non-Jail Cases)



CUYAHOGA COUNTY COMMON PLEAS COURT

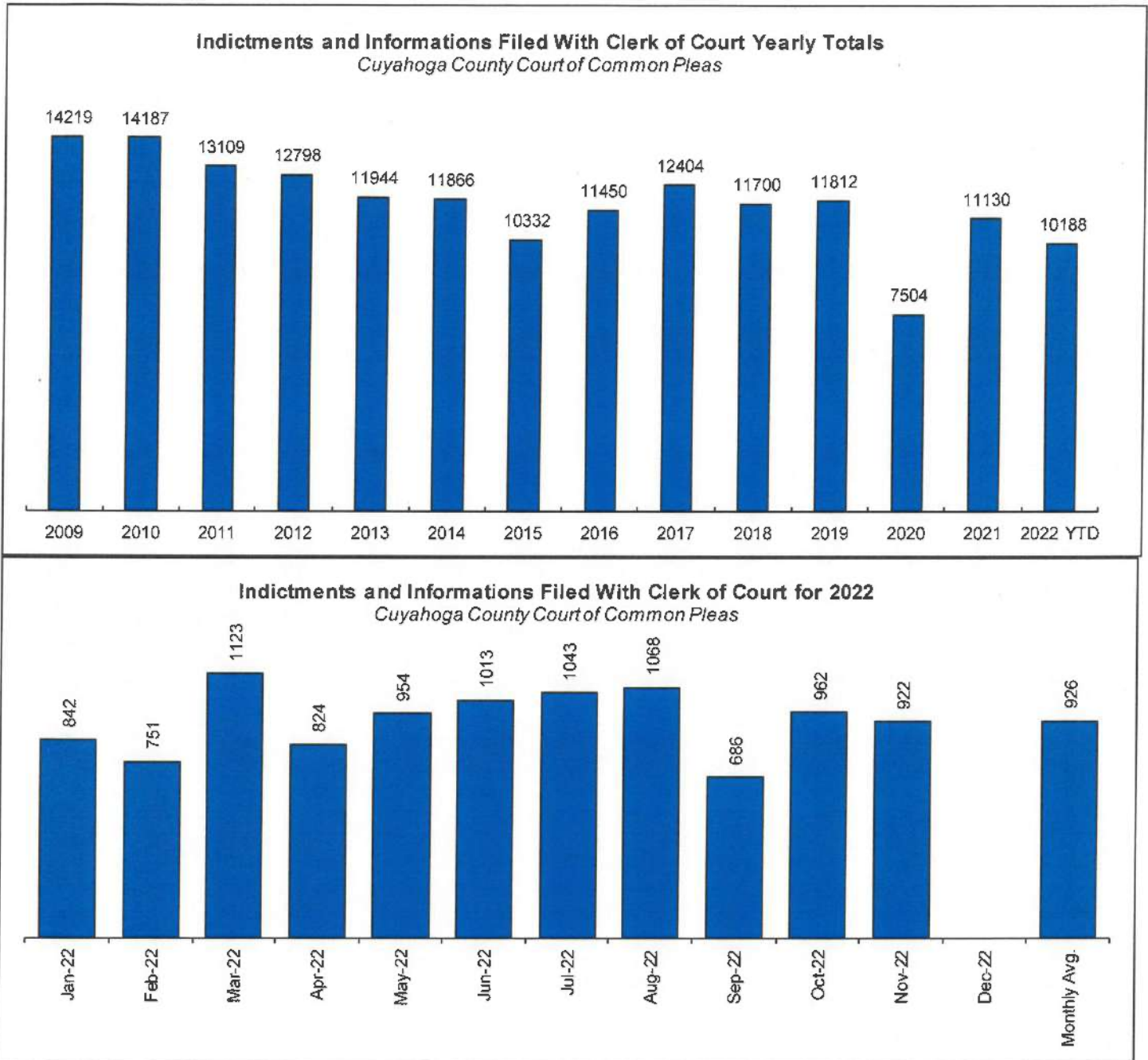
Yearly Average Arrest to Disposition Timeline



CUYAHOGA COUNTY COMMON PLEAS COURT

Indictments and Informations Filed With the Clerk of Courts

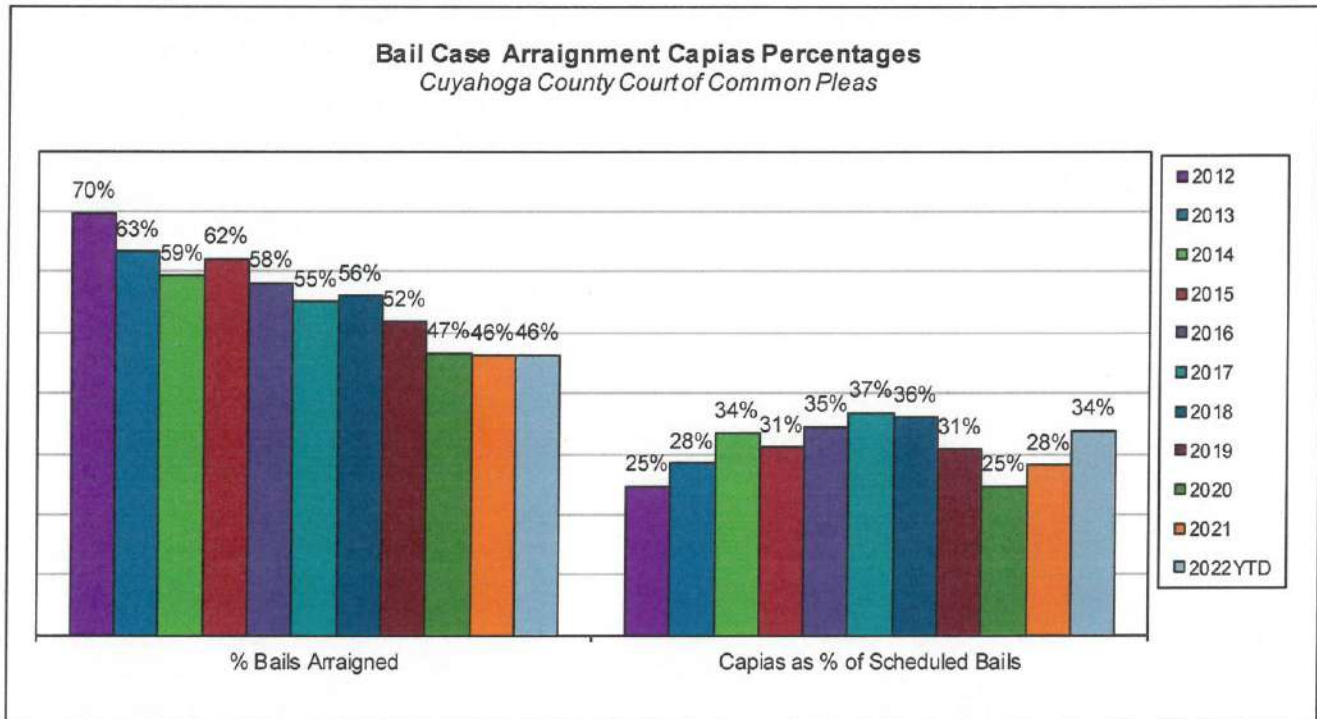
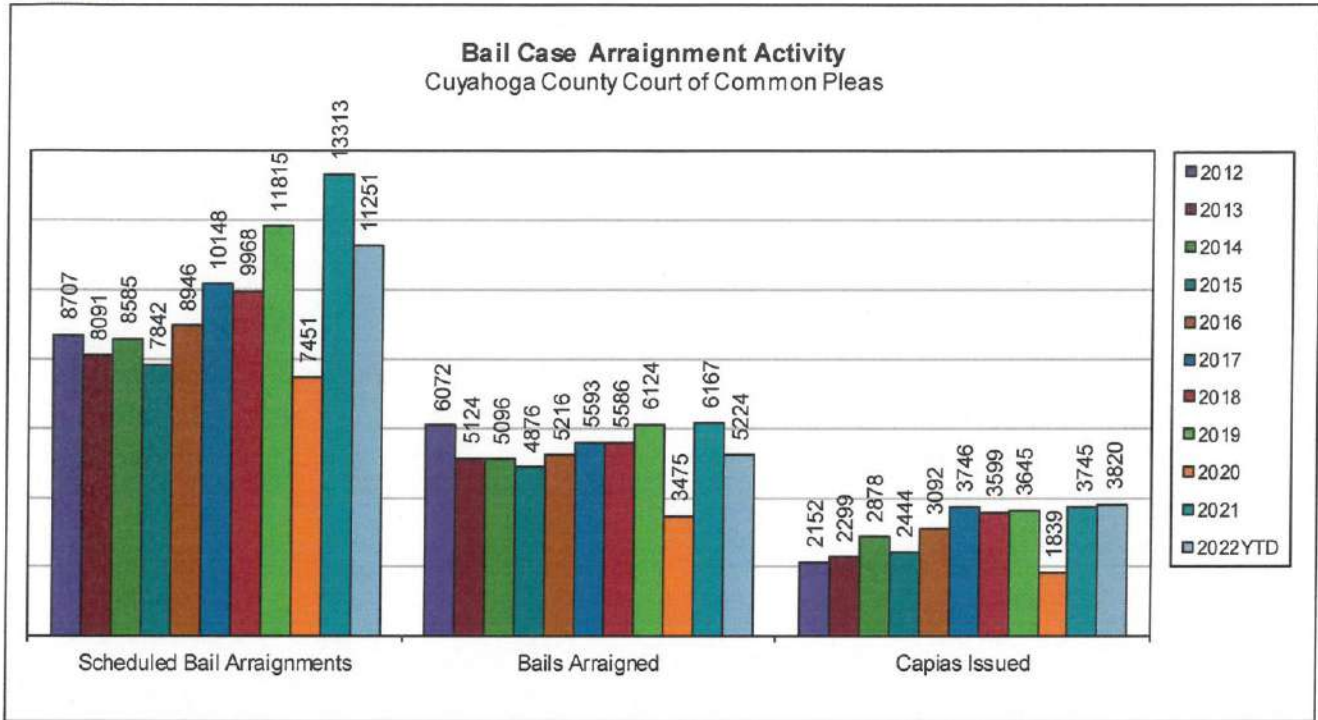
The following charts are reflective of Indictments and Informations filed with the Criminal Clerk of Courts from 2009. The source for this information was the Criminal Clerk's Office.



CUYAHOGA COUNTY COMMON PLEAS COURT

Bail Case Arraignment Activity

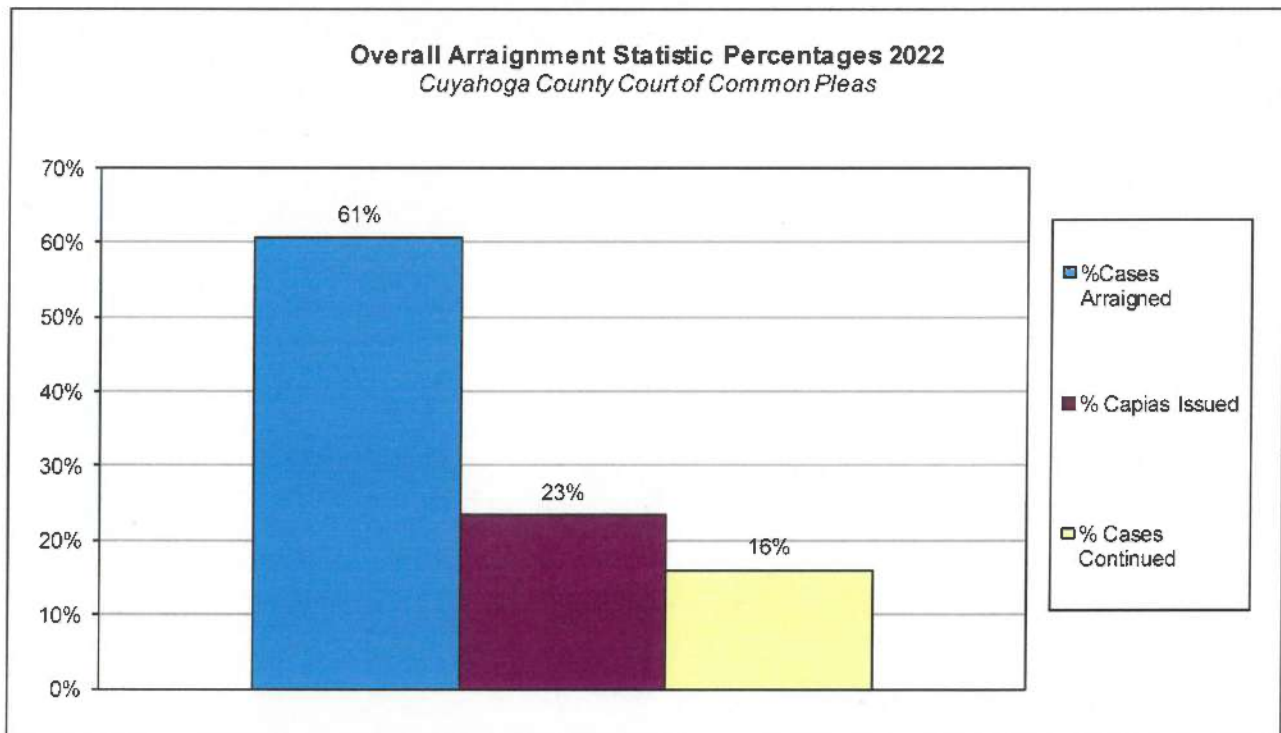
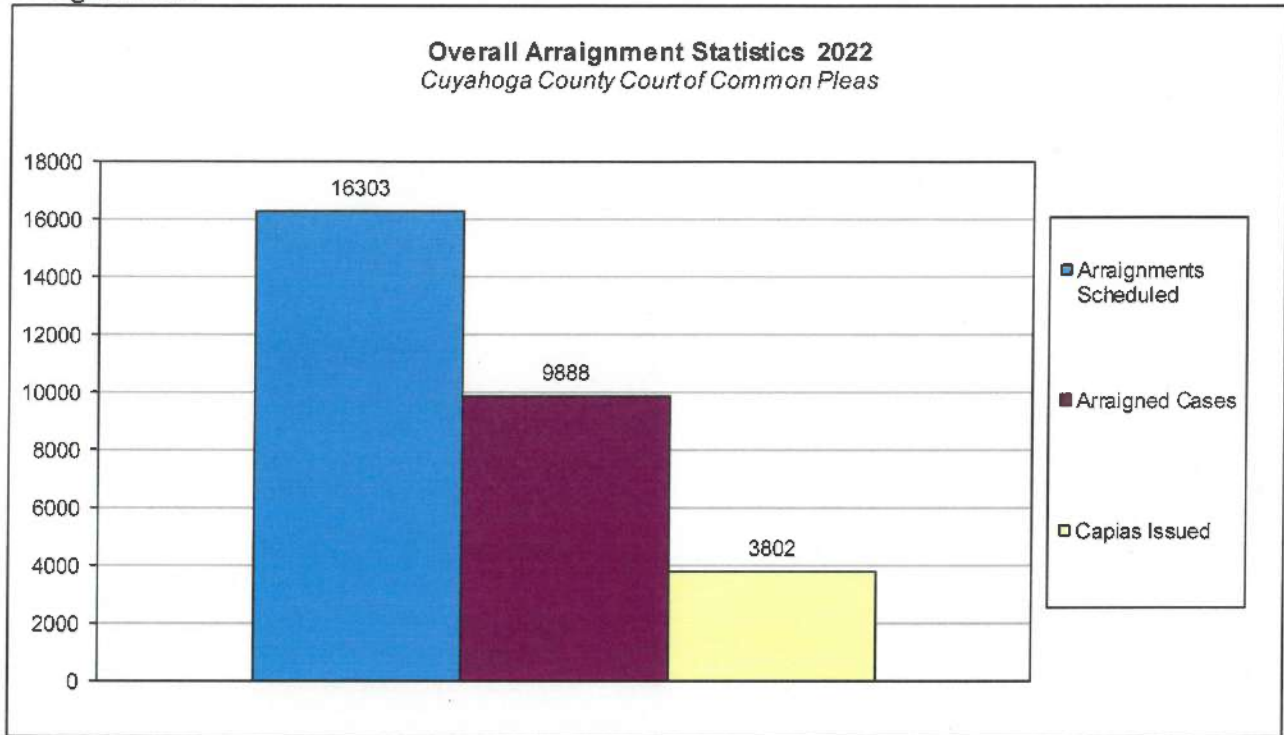
The following charts are reflective of arraignment activity where the defendant was not incarcerated at the time of arraignment. The source for this information was the Criminal Records Department.



CUYAHOGA COUNTY COMMON PLEAS COURT

Overall Arraignment Statistics

The arraignment statistics were provided by the Criminal Records Department. They are provided to give a representation of arraignment activity in the Court in 2022. These statistics include jail and non-jail arraignments.



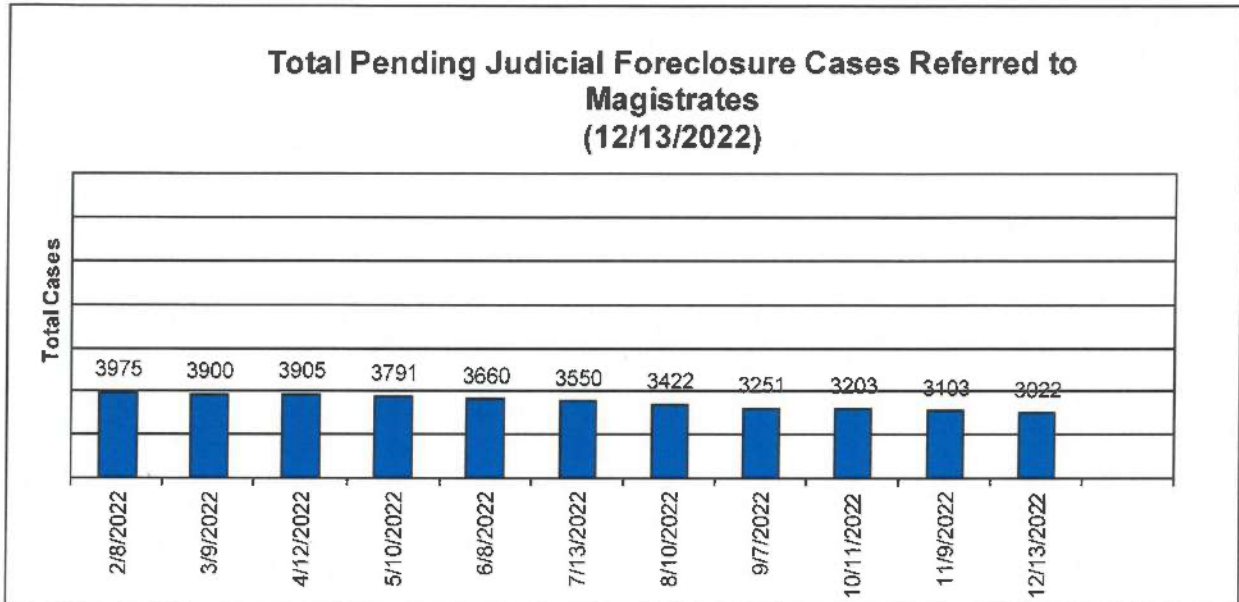
Judicial Foreclosure Statistics¹

¹ For clarification purposes, Foreclosure cases in this report are identified as Judicial Foreclosure filings (filing codes 1460 (Foreclosure Marsh. Of Lien), 1465(Tax Lien), 1466 (Tax Certificate), 1470 (Quiet Title), and 1480 (Partition)). These cases are different from Board of Revision Foreclosures, which are not reported here.

CUYAHOGA COUNTY COMMON PLEAS COURT

Total Pending Judicial Foreclosure Cases Referred to Magistrates

The following chart is a display of the total number of pending Judicial Foreclosure cases referred to the Magistrates on specific dates. The table below shows the number of these cases pending from each year since 2012.

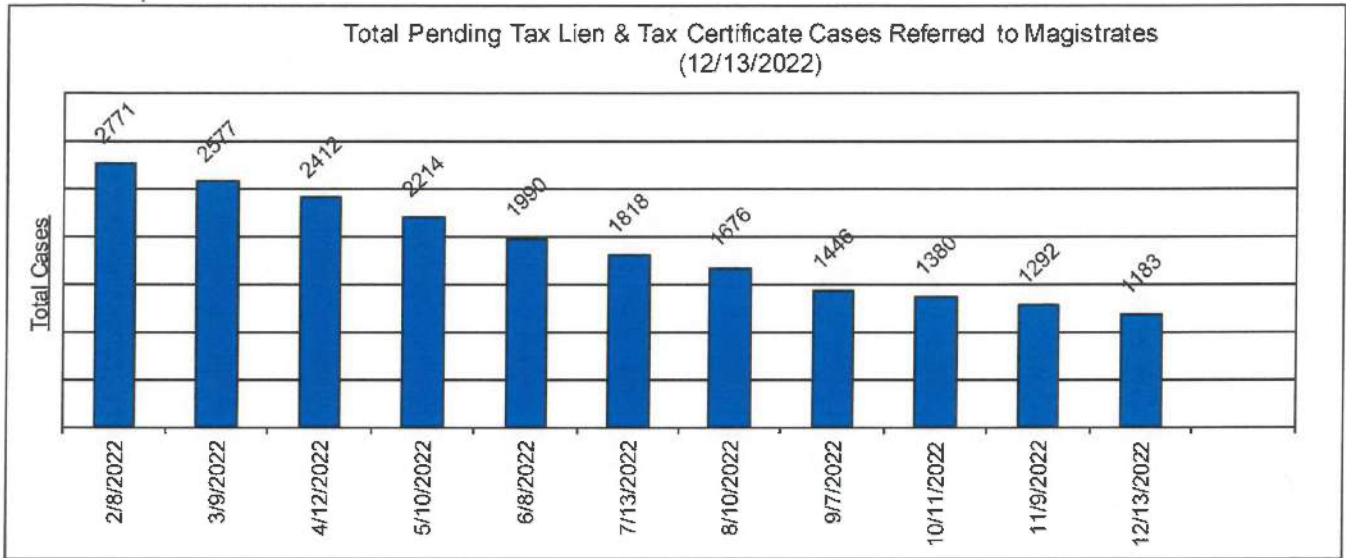


	As of:	2/8/2022	3/9/2022	4/12/2022	5/10/2022	6/8/2022	7/13/2022	8/10/2022	9/7/2022	10/11/2022	11/9/2022	12/13/2022
Year												
2008						1						0
2009												1
2010											1	1
2012		1	1	2	1	1	1	1	1	1	1	1
2013		1	1	1	1	1	1	1	1	1	1	1
2014		4	4	4	4	3	2	2	2	2	0	1
2015		4	4	4	4	4	4	4	4	4	4	4
2016		5	8	7	7	8	7	7	6	7	7	8
2017		11	10	10	11	8	7	8	8	7	7	7
2018		27	27	23	19	18	18	16	14	13	13	13
2019		214	192	177	143	126	99	78	69	61	55	53
2020		453	363	315	231	192	149	132	113	98	79	67
2021		2902	2593	2272	1935	1649	1289	1046	857	679	528	405
2022		353	697	1090	1435	1649	1973	2127	2176	2330	2407	2460
Total		3975	3900	3905	3791	3660	3550	3422	3251	3203	3103	3022

CUYAHOGA COUNTY COMMON PLEAS COURT

Total Pending Tax Lien & Certificate Cases Referred to Magistrates

The following chart is a display of the number of pending tax Judicial Foreclosure cases referred to the Magistrates on specific dates. The table below shows the number of pending tax Judicial Foreclosure cases in each year since 2010.

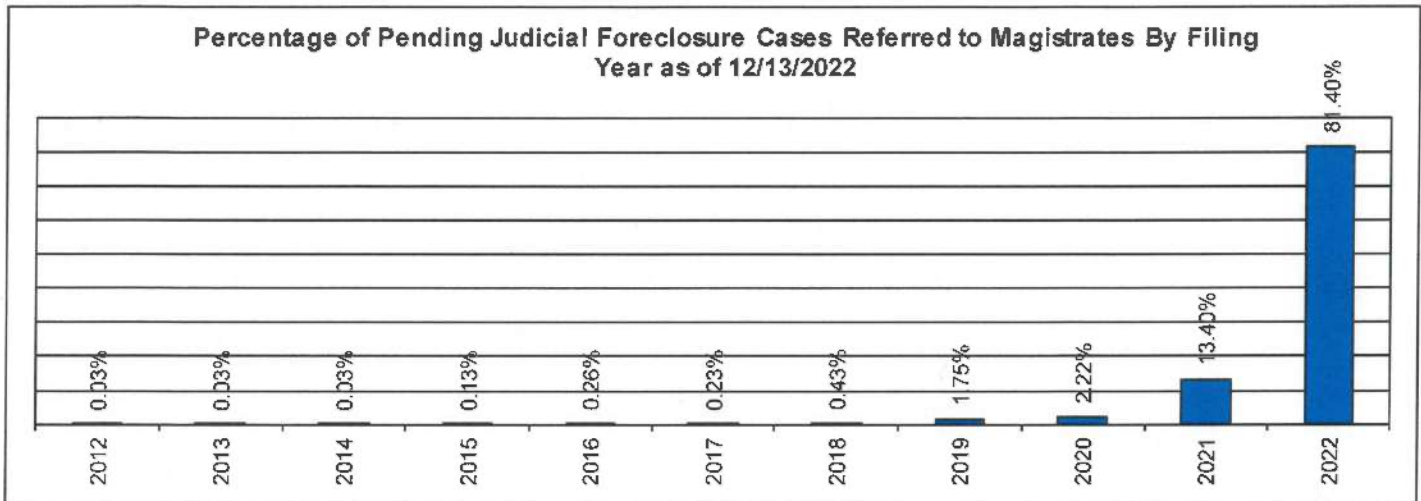


As of:	2/8/2022	3/9/2022	4/12/2022	5/10/2022	6/8/2022	7/13/2022	8/10/2022	9/7/2022	10/11/2022	11/9/2022	12/13/2022
Year											
2008					1						0
2010	1	1	1	1	1	1	1	1	1	1	1
2012	1	1	2	1	1	1	1	1	1	1	1
2013	1	1	1	1	1	1	1	1	1	1	1
2014	2	2	2	2	1	0	0	0	0	0	0
2015	4	4	4	4	4	4	4	4	4	4	4
2016	2	3	3	3	4	4	4	3	4	4	4
2017	1	1	1	2	2	1	1	1	1	1	1
2018	4	5	4	4	4	3	2	1	1	1	1
2019	43	39	37	27	20	8	7	7	7	6	6
2020	291	227	192	135	104	78	71	57	48	37	29
2021	2240	2022	1793	1534	1317	1016	824	663	508	381	276
2022	181	271	372	500	530	701	760	707	804	855	859
Total	2771	2577	2412	2214	1990	1818	1676	1446	1380	1292	1183

CUYAHOGA COUNTY COMMON PLEAS COURT

Percentage of Pending Judicial Foreclosure Cases By Filing Year

The following chart is a representation of the total number of pending Judicial Foreclosure cases by filing year expressed as a percentage on a specific date. The table below is the supporting data for this chart.

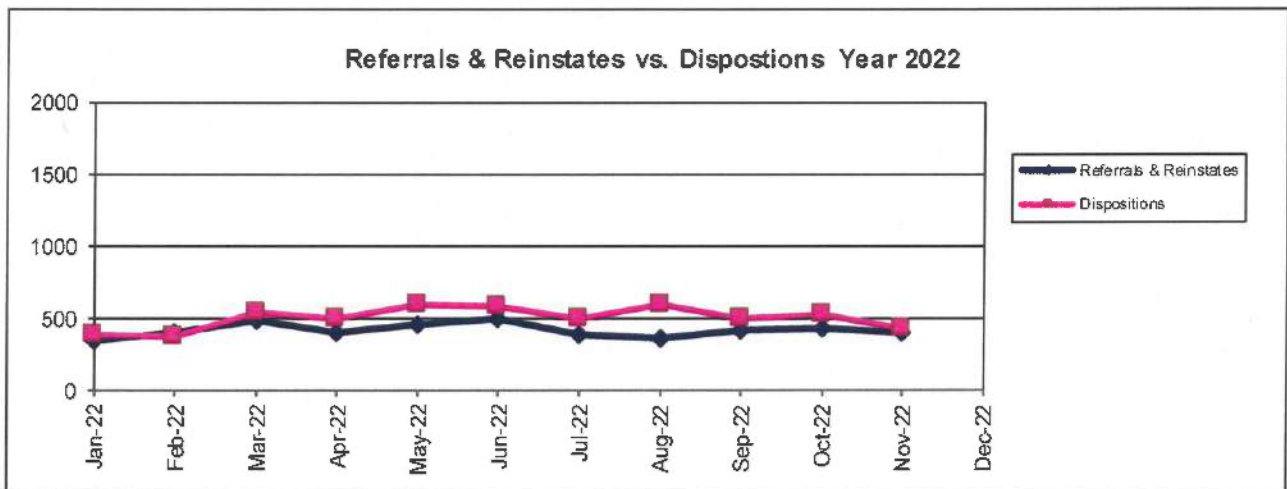
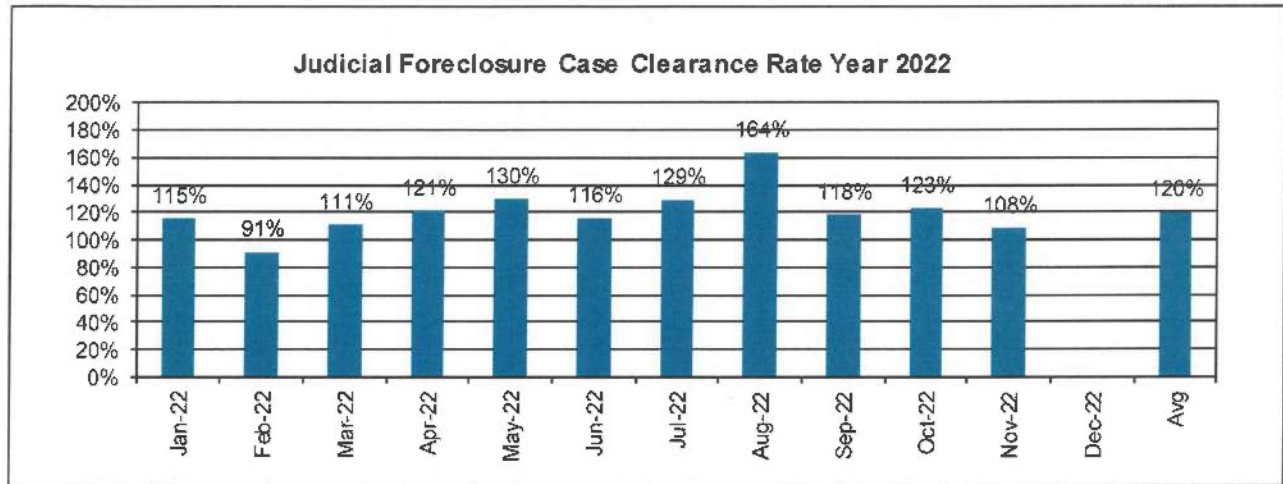


Year	As of:	12/13/2022	% of Total
2012		1	0.03%
2013		1	0.03%
2014		1	0.03%
2015		4	0.13%
2016		8	0.26%
2017		7	0.23%
2018		13	0.43%
2019		53	1.75%
2020		67	2.22%
2021		405	13.40%
2022		2460	81.40%
Total		3022	100.00%

CUYAHOGA COUNTY COMMON PLEAS COURT

Judicial Foreclosure Clearance Rate Year 2022

The Clearance Rate is the number of outgoing cases as a percentage of the number of incoming cases. Clearance rate measures whether the court is keeping up with its incoming caseload. If cases are not disposed in a timely manner, a backlog of cases awaiting disposition will grow. A Clearance Rate of 100% indicates that at least as many cases as have been filed, reopened, or reactivated in a period have been disposed.

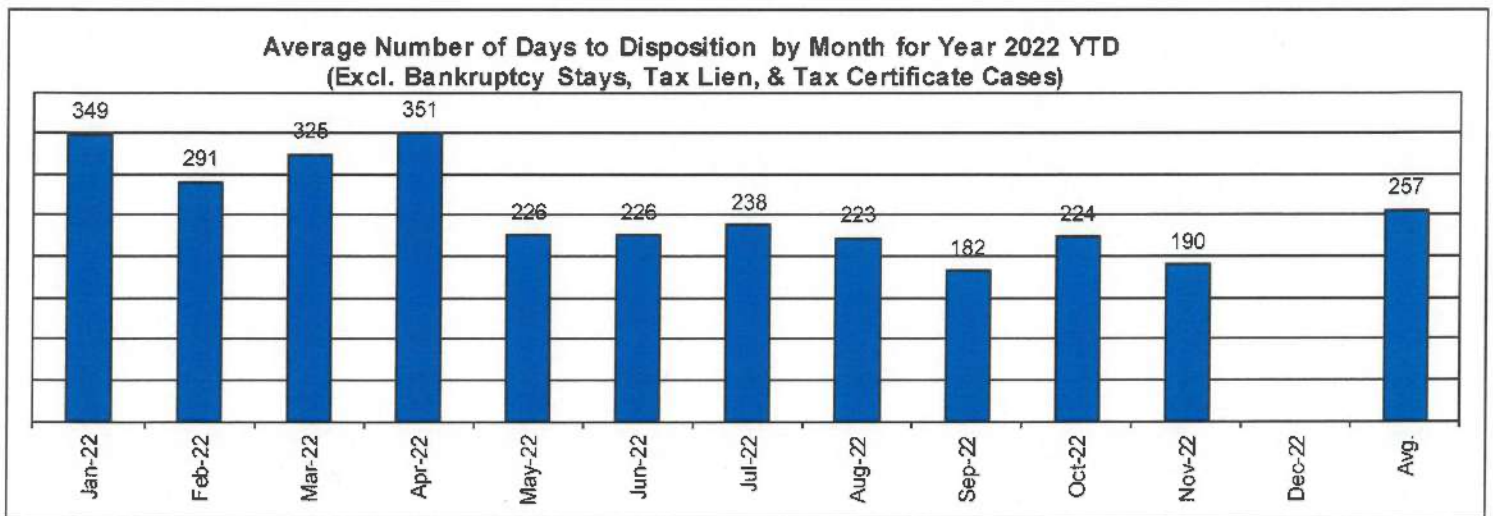
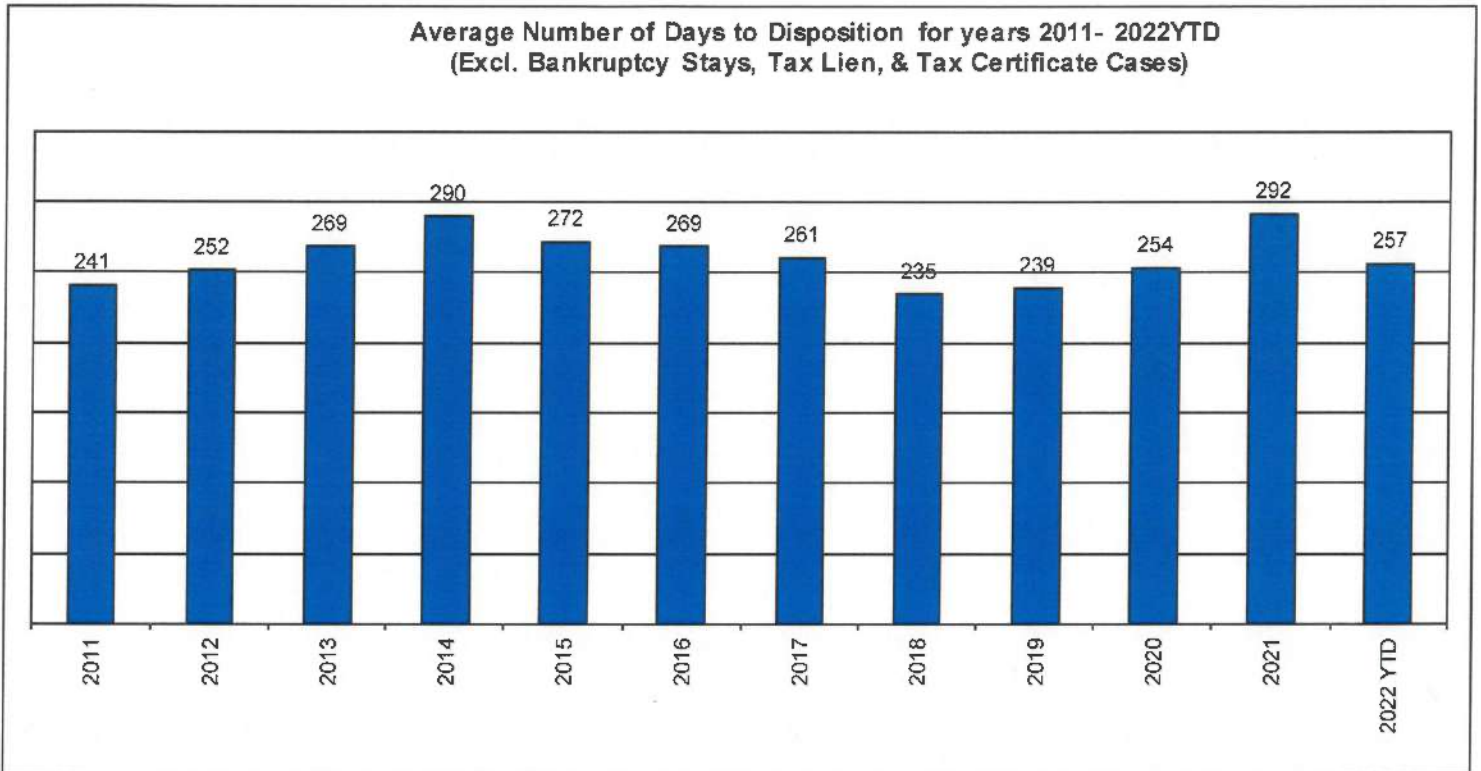


	Referrals & Reinstates	Dispositions	Clearance Rate
Jan-22	343	395	115%
Feb-22	408	373	91%
Mar-22	487	539	111%
Apr-22	410	496	121%
May-22	461	598	130%
Jun-22	505	585	116%
Jul-22	391	504	129%
Aug-22	362	592	164%
Sep-22	425	502	118%
Oct-22	433	532	123%
Nov-22	401	434	108%
Dec-22			
Avg	421	505	120%
Total	4626	5550	

CUYAHOGA COUNTY COMMON PLEAS COURT

Avg. Number of Days to Disp. (Excl. Bank. Stays & Tax Lien & Tax Cert.)

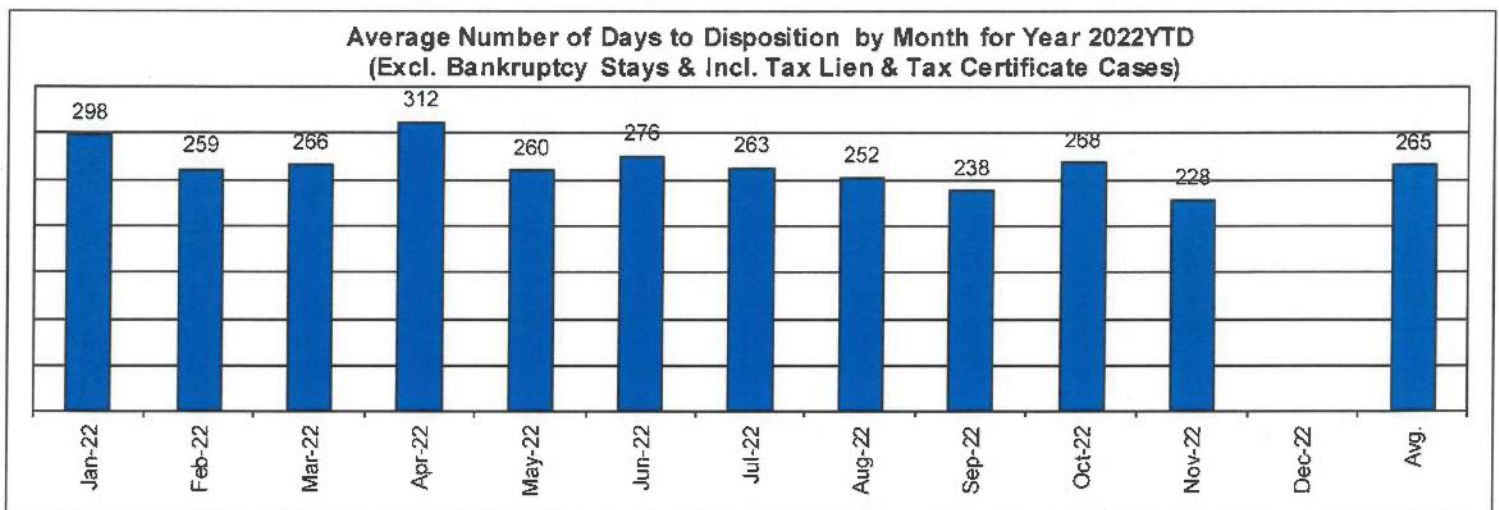
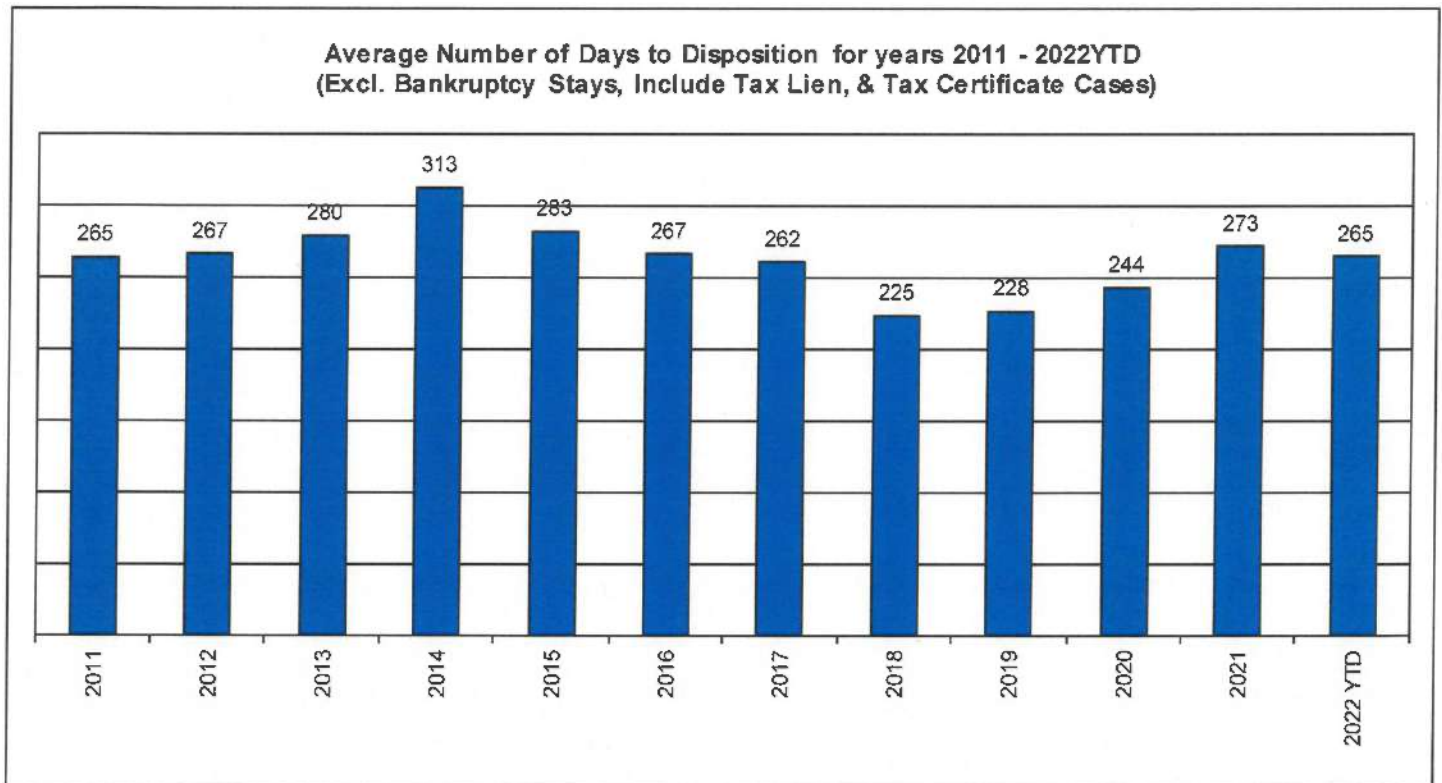
The average number of days to disposition is the number of days from filing to a final disposition entry being filed with the Clerk of Court. The data sample is based on all judicial foreclosure cases terminated by decree or dismissal (cases terminated by bankruptcy are not included) in a month. Each case is examined to determine the number of days between filing and termination with the periods that a case may have been in bankruptcy subtracted. Adding the total days of all of the cases minus bankruptcy periods and dividing by the total number of cases calculates the average. In the following chart, tax judicial foreclosure cases are excluded.



CUYAHOGA COUNTY COMMON PLEAS COURT

Avg. Number of Days to Disp. (Excl. Bank. Stays & Incl. Tax Lien & Tax Cert.)

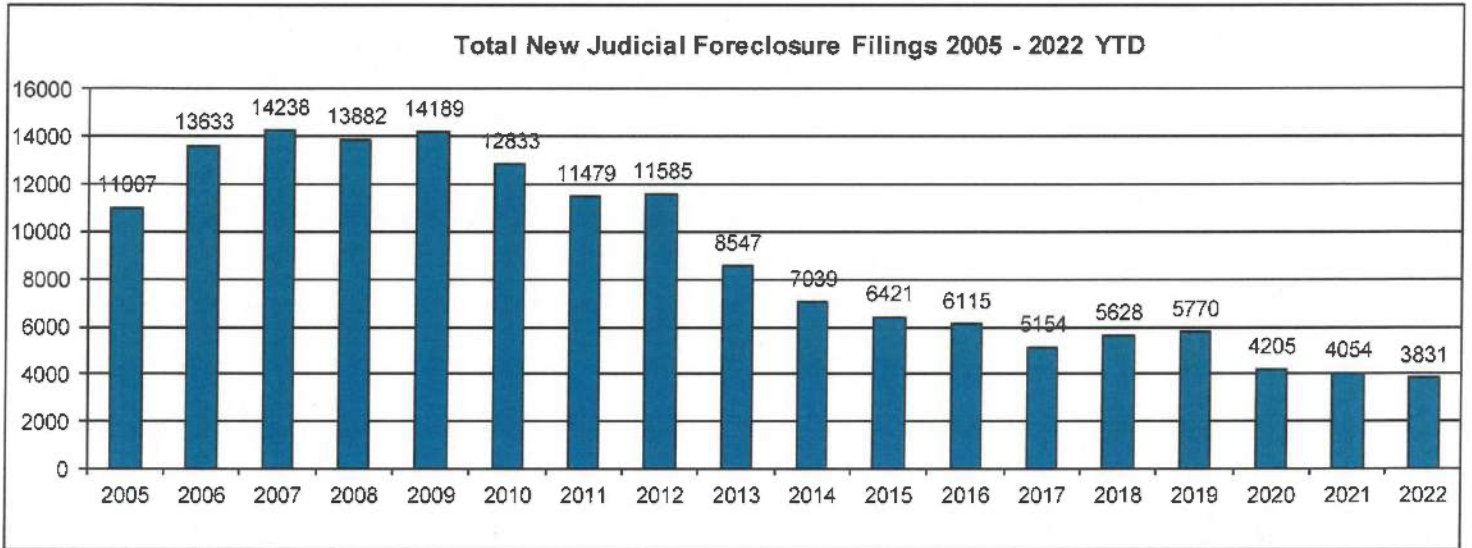
The average number of days to disposition is the number of days from filing to a final disposition entry being filed with the Clerk of Court. The data sample is based on all Judicial Foreclosure cases terminated by decree or dismissal (cases terminated by bankruptcy are not included) in a month. Each case is examined to determine the number of days between filing and termination with the periods that a case may have been in bankruptcy subtracted. Adding the total days of all of the cases minus bankruptcy periods and dividing by the total number of cases calculates the average. In the following chart, all types of Judicial Foreclosure cases are included.



Total New Judicial Foreclosure Filings

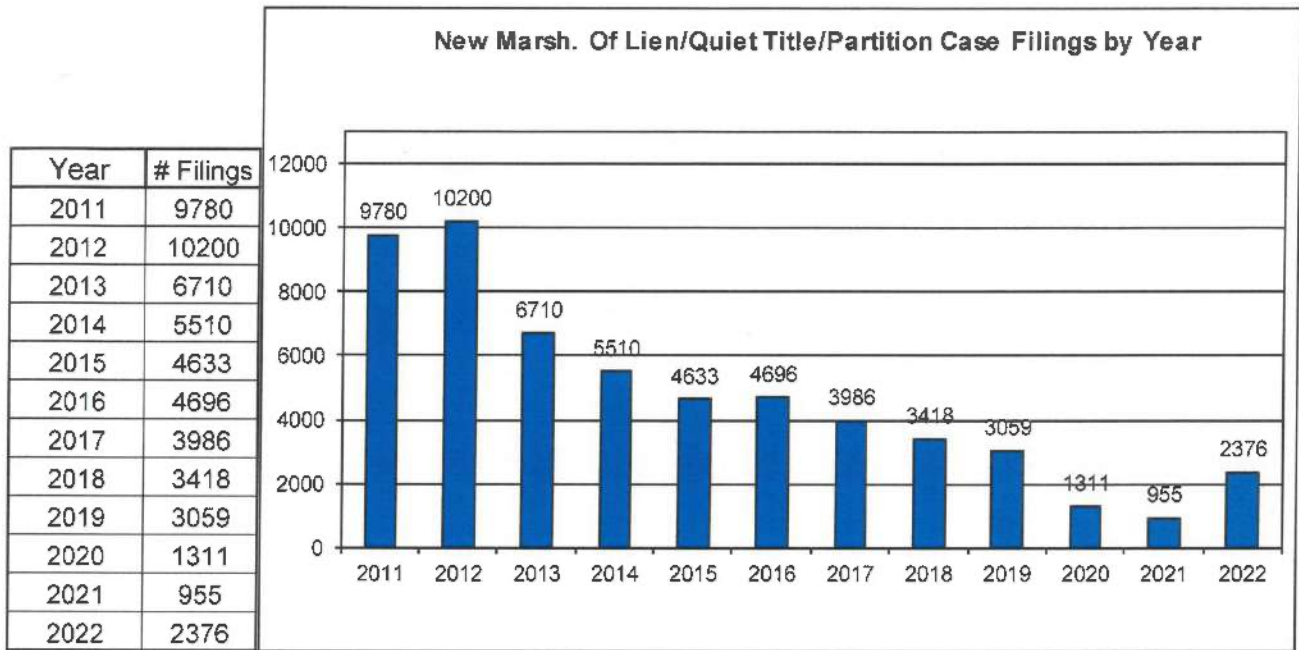
The following charts are provided as a historical view of new judicial foreclosure filings.

1. Total New Judicial Foreclosure Filings from 2005 – 2022 by year
2. Total New Marsh of Lien/Quiet Title/Partition Filings from 2011 – 2022 by month
3. Total New Tax Lien & Tax Certificate Filings for 2011 – 2022 by month
4. Total New Judicial Foreclosure Filings from 2011 – 2022 by month

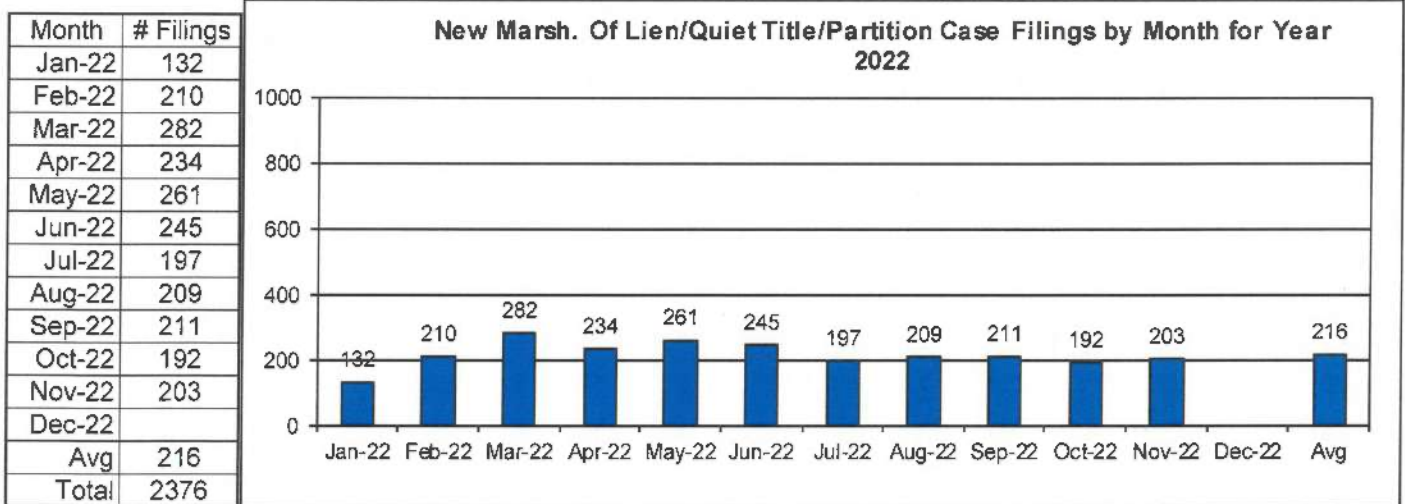


CUYAHOGA COUNTY COMMON PLEAS COURT

New Marsh of Lien/Quiet Title/Partition Case Filings for Years 2011 – 2022 YTD

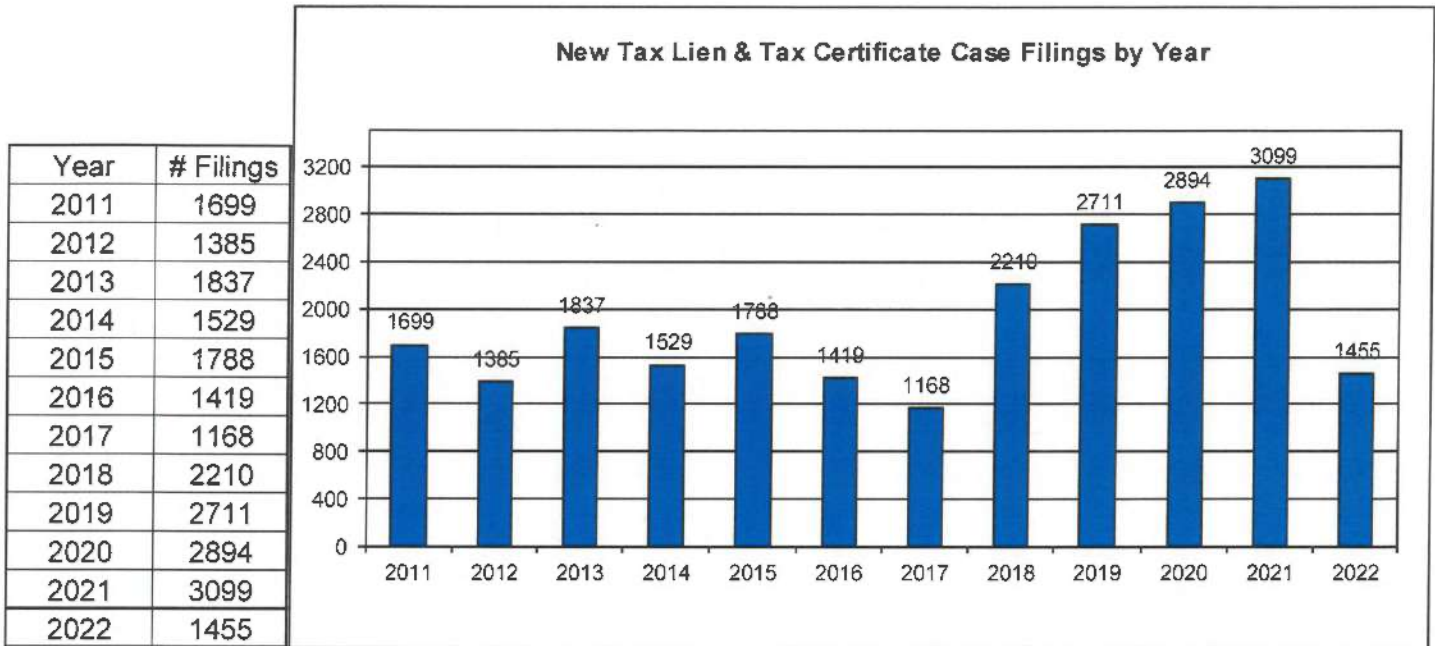


New Marsh of Lien/Quiet Title/Partition Case Filings by month for 2022 YTD

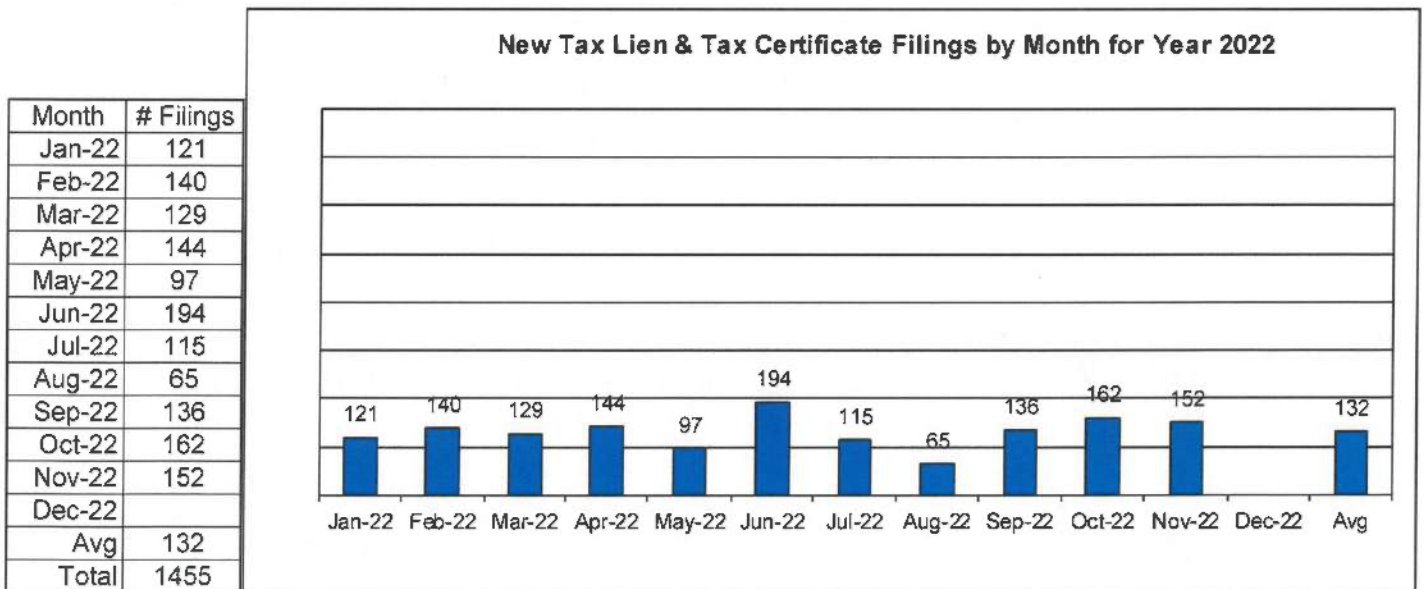


CUYAHOGA COUNTY COMMON PLEAS COURT

New Tax Lien & Certificate Filings for Years 2011 – 2022 YTD



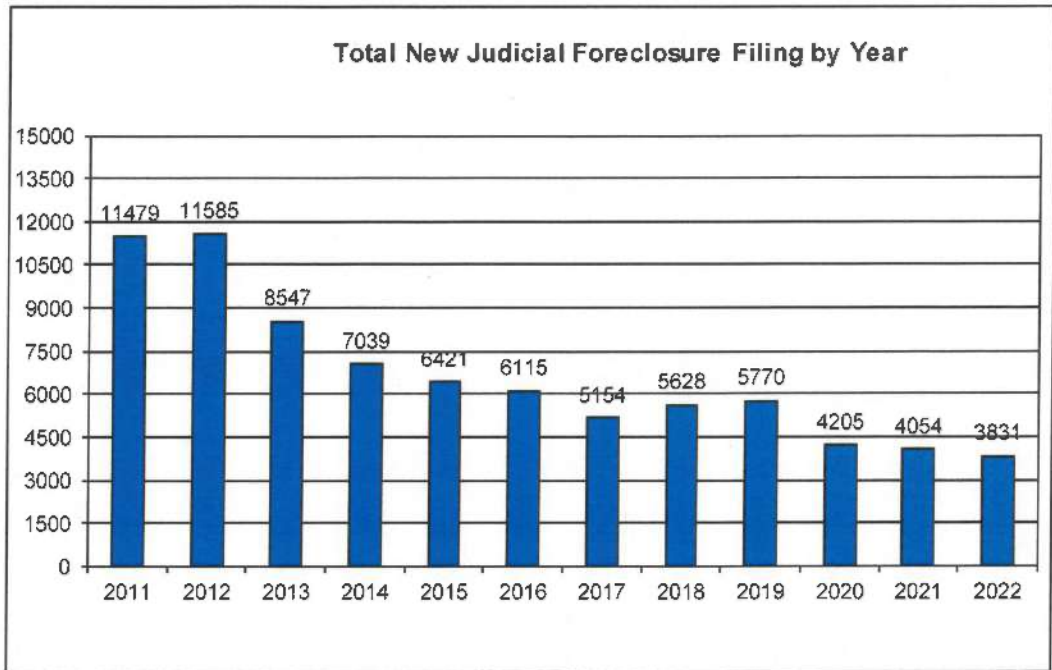
New Tax Lien & Certificate Filings by Month for Year 2022 YTD



CUYAHOGA COUNTY COMMON PLEAS COURT

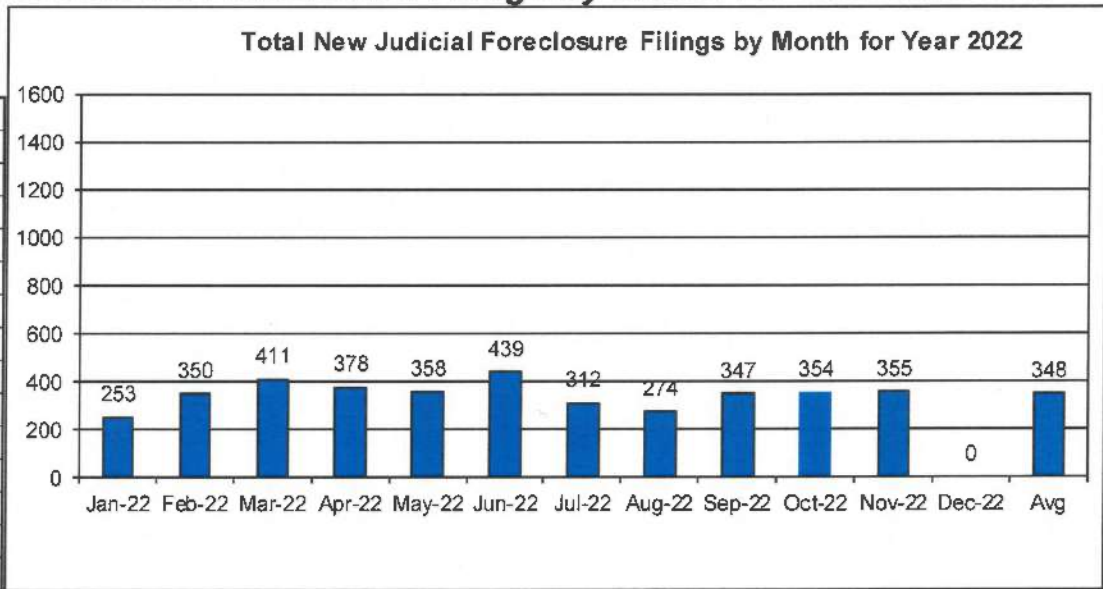
Total New Judicial Foreclosure Filings Years 2011 – 2022 YTD

Year	# Filings
2011	11479
2012	11585
2013	8547
2014	7039
2015	6421
2016	6115
2017	5154
2018	5628
2019	5770
2020	4205
2021	4054
2022YTD	3831



Total New Judicial Foreclosure Filings by Month for Year 2022 YTD

Month	# Filings
Jan-22	253
Feb-22	350
Mar-22	411
Apr-22	378
May-22	358
Jun-22	439
Jul-22	312
Aug-22	274
Sep-22	347
Oct-22	354
Nov-22	355
Dec-22	0
Avg	348
Total	3831



Magistrate's Monthly Reports

The Magistrates' Monthly Report consists of 5 reports. Below is a description of each.

Magistrate's Monthly Supplemental Journal Entry Report (R415)

Retrieves total number of supplemental entries and Decrees of Confirmation of Sheriff's sale created during a specific period. A supplemental entry is any journal created by a magistrate, which does not close out a case. For example, any magistrate's order (MG) setting a hearing, any journal entry (JE) ruling on a motion, journals confirming Sheriff's sales, etc.).

Magistrate's Full Disposition Count by Magistrate Report (R413)

Retrieves total number of cases disposed of during a specific period. The dispositions are grouped by Magistrate and then broken down by the type of disposition (i. e. Default, Dismissed with Prejudice, Dismissed without Prejudice, etc.) This report can be printed three different ways. Including tax cases (Full Dispositions), excluding tax cases (Non-Tax Dispositions), and Tax cases only (Tax Dispositions).

Magistrate's Monthly Cases Referred/Reinstated Report (R418)

Retrieves newly filed cases referred to the Magistrates Dept. and cases previously disposed by the Magistrates Dept. that are reinstated and re-referred to the magistrates. The cases are separated by Tax (filing code 1465; Tax Judicial Foreclosure & 1466; Tax Certificate Judicial Foreclosure) and Non-Tax (1460; Judicial Foreclosure Marsh. Of Lien, 1480; Partition, 1470; Quiet Title, misc. (i. e. 1391; Contract Other, etc.).

Magistrate's Monthly Hearing Totals Report (R3146)

Retrieves total number of hearings held during one month. The hearings are grouped by Magistrate and then broken down by what type hearing was held (i. e. Default, Pretrial, etc.).

Magistrate's Monthly Case Load Report (R3147)

Retrieves individual caseload totals for individual magistrates during a specific period. The cases are grouped by magistrate and then broken down by case type (i. e. tax judicial foreclosure, tax certificate judicial foreclosure and non-tax judicial foreclosure).

CUYAHOGA COUNTY COURT OF COMMON PLEAS

DATE: 12/13/2022
TIME: 8:13 AM

OFFICE OF THE MAGISTRATES
MAGISTRATE'S MONTHLY SUPPLEMENTALS BY CASE
REPORTING PERIOD: NOVEMBER 2022

PAGE: 1
CMSR415D

SUPPLEMENTALS

AUGUSTYN	140
BUCHA	310
DAY	239
DYKE	137
GOZELANCZYK	227
HEGYES	183
JACKSON	186
JACKSON	205
KLEIN	155
LUCAS	84
LUNSFORD	234
UNACCOUNTED FOR	0

TOTAL	2100
--------------	-------------

CONFIRMATIONS

TOTAL	4
--------------	----------

CUYAHOGA COUNTY COURT OF COMMON PLEAS

OFFICE OF THE MAGISTRATES

Full Disposition Count by Magistrate

REPORTING PERIOD: FROM 11/01/2022 TO 11/30/2022

DATE: 12/13/2022

TIME: 8:14 AM

PAGE: 1

CMSR413

MagID	Dispose Type	Tax Cert.	Tax Treas.	Total
KCA				
	Bank	0	0	0
	Def	3	0	5
	Dism	0	1	7
	Ref. Vacate	0	0	0
	Court Trial	0	0	5
	Other	0	9	11
	MAG'S TOTAL	3	10	28
SMB				
	Bank	0	1	2
	Def	0	0	8
	Dism	1	5	17
	Ref. Vacate	0	0	0
	Court Trial	0	0	4
	Other	0	16	16
	MAG'S TOTAL	1	22	47
CD				
	Bank	1	0	1
	Def	1	0	12
	Dism	0	6	25
	Ref. Vacate	0	0	0
	Court Trial	0	0	2
	Other	0	9	12
	MAG'S TOTAL	2	15	52
JTD				
	Bank	0	0	0
	Def	0	0	4
	Dism	1	9	22
	Ref. Vacate	0	0	0
	Court Trial	0	0	0
	Other	0	4	6
	MAG'S TOTAL	1	13	32
BSG				
	Bank	0	0	1
	Def	1	0	5
	Dism	2	2	20
	Ref. Vacate	0	0	0
	Court Trial	0	0	0
	Other	0	15	18
	MAG'S TOTAL	3	17	44
DKH				
	Bank	0	0	2
	Def	1	0	7
	Dism	2	5	21
	Ref. Vacate	0	0	0
	Court Trial	0	0	1
	Other	0	1	1
	MAG'S TOTAL	3	6	32
ARJ				
	Bank	0	0	0
	Def	1	0	6
	Dism	1	4	13
	Ref. Vacate	0	0	0
	Court Trial	0	0	0
	Other	0	17	22
	MAG'S TOTAL	2	21	41
JLJ				
	Bank	0	0	0
	Def	2	0	2
	Dism	1	3	12

Decrees	239
Defaults	72
Other	147
Court Trial	20
Dismissals	185
Bankruptcy	10
Ref. Vacated	0
Grand Total	434

CUYAHOGA COUNTY COURT OF COMMON PLEAS

OFFICE OF THE MAGISTRATES

Full Disposition Count by Magistrate

REPORTING PERIOD: FROM 11/01/2022 TO 11/30/2022

DATE: 12/13/2022

TIME: 8:14 AM

PAGE: 2

CMSR413

MagID	Dispose Type	Tax Cert.	Tax Treas.	Total
	Ref. Vacate	0	0	0
	Court Trial	0	0	0
	Other	0	22	24
	<u>MAG'S TOTAL</u>	3	25	<u>38</u>
<hr/>				
MK	Bank	0	0	0
	Def	2	0	15
	Dism	2	6	19
	Ref. Vacate	0	0	0
	Court Trial	0	0	1
	Other	0	19	20
	<u>MAG'S TOTAL</u>	4	25	<u>55</u>
<hr/>				
PL	Bank	1	0	3
	Def	0	0	0
	Dism	0	3	10
	Ref. Vacate	0	0	0
	Court Trial	0	0	5
	Other	0	0	1
	<u>MAG'S TOTAL</u>	1	3	<u>19</u>
<hr/>				
GL	Bank	0	0	1
	Def	3	0	8
	Dism	1	2	19
	Ref. Vacate	0	0	0
	Court Trial	0	0	2
	Other	1	14	16
	<u>MAG'S TOTAL</u>	5	16	<u>46</u>

CUYAHOGA COUNTY COURT OF COMMON PLEAS

DATE: 12/13/2022
 TIME: 08:14 AM

OFFICE OF THE MAGISTRATES
 MAGISTRATE'S MONTHLY REF/REIN CASES
 FROM 11/01/2022 TO 11/30/2022

CMSR418

MAGISTRATE	NEW REFERRALS				REINSTATED			
	Tax Treas.	Tax Cert.	Non-Tax	Total	Tax Treas.	Tax Cert.	Non-Tax	Total
<u>AUGUSTYN/KEVIN/C</u>	7	0	17	24	0	0	0	0
<u>BUCHA/STEPHEN/M</u>	15	1	13	29	0	0	0	0
<u>DAY/CHRISTOPHER/</u>	9	0	29	38	0	0	0	0
<u>DYKE/JOHN/T</u>	10	2	15	27	0	0	0	0
<u>GOZELANCZYK/BRIAN/S</u>	17	1	25	43	0	0	1	1
<u>HEGYES/DEAN/K</u>	19	1	27	47	0	0	2	2
<u>JACKSON/AMY/R</u>	12	0	36	48	0	0	1	1
<u>JACKSON/JIM/L</u>	17	0	13	30	1	0	0	1
<u>KLEIN/MONICA/</u>	15	0	29	44	1	0	0	1
<u>LUCAS/PAUL/</u>	8	0	19	27	1	0	0	1
<u>LUNSFORD/GINA/</u>	11	1	23	35	0	1	1	2
<u>TOTAL</u>	140	6	246	392	3	1	5	9
<u>COMBINED TOTAL</u>	401							

CUYAHOGA COUNTY COURT OF COMMON PLEAS

OFFICE OF THE MAGISTRATES

MAG MONTHLY HEARING TOTALS

Reporting Period: November 2022

DATE: 12/13/2022
TIME: 08:14 AM

PAGE: 1
CMSR3146

Monthly Hearing Total 577

AUGUSTYN
 Default Hearings 0
 Tax Hearings 0
 Pretrials 42

 TOTAL: 42

BUCHA
 Default Hearings 0
 Tax Hearings 0
 Pretrials 81

 TOTAL: 81

DAY
 Default Hearings 0
 Tax Hearings 0
 Pretrials 46

 TOTAL: 46

DYKE
 Default Hearings 1
 Tax Hearings 1
 Pretrials 21

 TOTAL: 23

GOZELANCZYK
 Default Hearings 0
 Tax Hearings 1
 Pretrials 63

 TOTAL: 64

HEGYES
 Default Hearings 0
 Tax Hearings 0
 Pretrials 43

 TOTAL: 43

JACKSON
 Default Hearings 0
 Tax Hearings 0
 Pretrials 79

 TOTAL: 79

JACKSON
 Default Hearings 0
 Tax Hearings 0
 Pretrials 74

 TOTAL: 74

KLEIN
 Default Hearings 0
 Tax Hearings 0
 Pretrials 57

 TOTAL: 57

LUCAS
 Default Hearings 0
 Tax Hearings 0
 Pretrials 24

 TOTAL: 24

CUYAHOGA COUNTY COURT OF COMMON PLEAS

OFFICE OF THE MAGISTRATES

MAG MONTHLY HEARING TOTALS

Reporting Period: November 2022

DATE: 12/13/2022
TIME: 08:14 AM

PAGE: 2
CMSR3146

TOTAL:	24
LUNSFORD	
Default Hearings	0
Tax Hearings	0
Pretrials	44
<hr/>	
TOTAL:	44

CUYAHOGA COUNTY COURT OF COMMON PLEAS

DATE: 12/13/2022
 TIME: 8:16 AM

Office of the Magistrates
 Magistrate's Monthly Case Load
 MONTH: NOVEMBER 2022

PAGE: 1
 CMSR3147

Magistrate Name	Non Tax Total	Tax Cert.	Tax Treas.	Total Tax	Total Cases
AUGUSTYN	89	4	53	57	146
BUCHA	161	8	112	120	281
DAY	140	8	59	67	207
DYKE	117	9	53	62	179
GOZELANCZYK	225	11	116	127	352
HEGYES	245	16	144	160	405
JACKSON	201	11	123	134	335
JACKSON	213	9	129	138	351
KLEIN	186	14	119	133	319
LUCAS	160	9	116	125	285
LUNSFORD	161	8	85	93	254
WEISS	0	0	1	1	1
Non Tax Total:	1898	Cert. Tax Total: 107	Tax Treas. Total: 1110	Total Tax: 1217	Total Cases: 3115

Report CMSR1062 - Judicial Foreclosure Statistics by Judge

Report CMSR1062 provides a list of judicial foreclosure case activity for each Judge. The report identifies how many cases were pending at the beginning of the period. The new cases filed and cases that were transferred in or reactivated are added to the number pending at the beginning of the period. It then shows the type and number of terminations for the period. The total terminations are subtracted from the total pending which provides the pending at the end of the period.

CUYAHOGA COUNTY COURT OF COMMON PLEAS

DATE: 12/13/2022
TIME: 08:10 AM

Foreclosure Statistics by Judge
Reporting Period: November 2022

PAGE: 1
CMSR1062

Judge							
AMBROSE, DICK							
Pending at Beg of Period			New Cases Filed	Cases Transferred In / Reactivated			Total
1			0	0			1
Terminations							
	Bankruptcy	Default	RefVacated	Court Trial	Dismiss	Other	Total
0	0	0	0	0	0	0	0
Total Pending at End of Period							1
BELL, RICHARD A							
Pending at Beg of Period			New Cases Filed	Cases Transferred In / Reactivated			Total
90			11	0			101
Terminations							
	Bankruptcy	Default	RefVacated	Court Trial	Dismiss	Other	Total
1	1	0	0	0	2	2	6
Total Pending at End of Period							95
CALABRESE, DEENA R							
Pending at Beg of Period			New Cases Filed	Cases Transferred In / Reactivated			Total
130			11	1			142
Terminations							
	Bankruptcy	Default	RefVacated	Court Trial	Dismiss	Other	Total
0	7	0	0	0	5	6	18
Total Pending at End of Period							124
CALLAHAN, KENNETH R							
Pending at Beg of Period			New Cases Filed	Cases Transferred In / Reactivated			Total
97			11	0			108
Terminations							
	Bankruptcy	Default	RefVacated	Court Trial	Dismiss	Other	Total
0	2	0	0	0	6	0	8
Total Pending at End of Period							100
CLANCY, MAUREEN							
Pending at Beg of Period			New Cases Filed	Cases Transferred In / Reactivated			Total
66			3	1			70
Terminations							
	Bankruptcy	Default	RefVacated	Court Trial	Dismiss	Other	Total
0	4	0	0	0	3	5	12
Total Pending at End of Period							58
COLLIER-WILLIAMS, CASSANDRA							
Pending at Beg of Period			New Cases Filed	Cases Transferred In / Reactivated			Total
91			8	2			101
Terminations							
	Bankruptcy	Default	RefVacated	Court Trial	Dismiss	Other	Total
0	2	0	0	0	6	8	16
Total Pending at End of Period							85
CORRIGAN, BRIAN J							
Pending at Beg of Period			New Cases Filed	Cases Transferred In / Reactivated			Total
81			12	1			94
Terminations							
	Bankruptcy	Default	RefVacated	Court Trial	Dismiss	Other	Total
0	1	0	0	0	6	2	9
Total Pending at End of Period							85
CORRIGAN, PETER J							

CUYAHOGA COUNTY COURT OF COMMON PLEAS

DATE: 12/13/2022
TIME: 08:10 AM

Foreclosure Statistics by Judge
Reporting Period: November 2022

PAGE: 2
CMSR1062

Judge							
	Pending at Beg of Period		New Cases Filed	Cases Transferred In / Reactivated			Total
	48		5	1			54
Terminations	Bankruptcy	Default	RefVacated	Court Trial	Dismiss	Other	Total
	0	3	0	0	1	2	6
	Total Pending at End of Period						48
FUERST, NANCY A							
	Pending at Beg of Period		New Cases Filed	Cases Transferred In / Reactivated			Total
	86		6	0			92
Terminations	Bankruptcy	Default	RefVacated	Court Trial	Dismiss	Other	Total
	0	1	0	0	3	2	6
	Total Pending at End of Period						86
GALL, STEVEN E							
	Pending at Beg of Period		New Cases Filed	Cases Transferred In / Reactivated			Total
	81		15	0			96
Terminations	Bankruptcy	Default	RefVacated	Court Trial	Dismiss	Other	Total
	1	1	0	0	2	8	12
	Total Pending at End of Period						84
GALLAGHER, HOLLIE L							
	Pending at Beg of Period		New Cases Filed	Cases Transferred In / Reactivated			Total
	60		13	0			73
Terminations	Bankruptcy	Default	RefVacated	Court Trial	Dismiss	Other	Total
	0	5	0	0	7	4	16
	Total Pending at End of Period						57
GALLAGHER, KELLY ANN							
	Pending at Beg of Period		New Cases Filed	Cases Transferred In / Reactivated			Total
	107		14	0			121
Terminations	Bankruptcy	Default	RefVacated	Court Trial	Dismiss	Other	Total
	0	2	0	0	4	6	12
	Total Pending at End of Period						109
GALLAGHER, SHANNON M							
	Pending at Beg of Period		New Cases Filed	Cases Transferred In / Reactivated			Total
	109		12	0			121
Terminations	Bankruptcy	Default	RefVacated	Court Trial	Dismiss	Other	Total
	1	3	0	0	5	5	14
	Total Pending at End of Period						107
GAUL, DANIEL							
	Pending at Beg of Period		New Cases Filed	Cases Transferred In / Reactivated			Total
	120		11	0			131
Terminations	Bankruptcy	Default	RefVacated	Court Trial	Dismiss	Other	Total
	0	0	0	0	4	11	15
	Total Pending at End of Period						116
HAGAN, EMILY							

CUYAHOGA COUNTY COURT OF COMMON PLEAS

DATE: 12/13/2022
TIME: 08:10 AM

Foreclosure Statistics by Judge
Reporting Period: November 2022

PAGE: 3
CMSR1062

Judge							
	Pending at Beg of Period		New Cases Filed	Cases Transferred In / Reactivated			Total
	104		14	1			119
Terminations							
	Bankruptcy	Default	RefVacated	Court Trial	Dismiss	Other	Total
	0	4	0	0	7	7	18
Total Pending at End of Period							101
JONES, WANDA C							
	Pending at Beg of Period		New Cases Filed	Cases Transferred In / Reactivated			Total
	102		18	1			121
Terminations							
	Bankruptcy	Default	RefVacated	Court Trial	Dismiss	Other	Total
	0	1	0	0	1	7	9
Total Pending at End of Period							112
KILBANE, ASHLEY							
	Pending at Beg of Period		New Cases Filed	Cases Transferred In / Reactivated			Total
	78		10	1			89
Terminations							
	Bankruptcy	Default	RefVacated	Court Trial	Dismiss	Other	Total
	0	0	0	0	5	5	10
Total Pending at End of Period							79
MAJER, MARK R							
	Pending at Beg of Period		New Cases Filed	Cases Transferred In / Reactivated			Total
	63		10	0			73
Terminations							
	Bankruptcy	Default	RefVacated	Court Trial	Dismiss	Other	Total
	0	1	0	0	7	2	10
Total Pending at End of Period							63
MATIA, DAVID T							
	Pending at Beg of Period		New Cases Filed	Cases Transferred In / Reactivated			Total
	113		14	1			128
Terminations							
	Bankruptcy	Default	RefVacated	Court Trial	Dismiss	Other	Total
	1	2	0	0	8	0	11
Total Pending at End of Period							117
MCCORMICK, TIMOTHY							
	Pending at Beg of Period		New Cases Filed	Cases Transferred In / Reactivated			Total
	74		9	0			83
Terminations							
	Bankruptcy	Default	RefVacated	Court Trial	Dismiss	Other	Total
	0	3	0	0	3	7	13
Total Pending at End of Period							70
MCDONNELL, NANCY R							
	Pending at Beg of Period		New Cases Filed	Cases Transferred In / Reactivated			Total
	4		0	0			4
Terminations							
	Bankruptcy	Default	RefVacated	Court Trial	Dismiss	Other	Total
	0	0	0	0	0	0	0
Total Pending at End of Period							4
MCGINTY, WILLIAM T							

CUYAHOGA COUNTY COURT OF COMMON PLEAS

DATE: 12/13/2022
TIME: 08:10 AM

Foreclosure Statistics by Judge
Reporting Period: November 2022

PAGE: 4
CMSR1062

Judge							
	Pending at Beg of Period		New Cases Filed	Cases Transferred In / Reactivated			Total
	77		12	2			91
Terminations	Bankruptcy	Default	RefVacated	Court Trial	Dismiss	Other	Total
	1	3	0	0	5	5	14
	Total Pending at End of Period						77
MIDAY, SHERRIE							
	Pending at Beg of Period		New Cases Filed	Cases Transferred In / Reactivated			Total
	109		10	1			120
Terminations	Bankruptcy	Default	RefVacated	Court Trial	Dismiss	Other	Total
	0	1	0	0	2	10	13
	Total Pending at End of Period						107
O'DONNELL, JOHN P							
	Pending at Beg of Period		New Cases Filed	Cases Transferred In / Reactivated			Total
	75		6	0			81
Terminations	Bankruptcy	Default	RefVacated	Court Trial	Dismiss	Other	Total
	0	5	0	0	7	4	16
	Total Pending at End of Period						65
RUSSO, JOHN J							
	Pending at Beg of Period		New Cases Filed	Cases Transferred In / Reactivated			Total
	85		10	0			95
Terminations	Bankruptcy	Default	RefVacated	Court Trial	Dismiss	Other	Total
	1	2	0	0	6	7	16
	Total Pending at End of Period						79
RUSSO, MICHAEL J							
	Pending at Beg of Period		New Cases Filed	Cases Transferred In / Reactivated			Total
	76		8	1			85
Terminations	Bankruptcy	Default	RefVacated	Court Trial	Dismiss	Other	Total
	0	3	0	0	2	4	9
	Total Pending at End of Period						76
RUSSO, NANCY MARGARET							
	Pending at Beg of Period		New Cases Filed	Cases Transferred In / Reactivated			Total
	52		10	0			62
Terminations	Bankruptcy	Default	RefVacated	Court Trial	Dismiss	Other	Total
	0	0	0	0	11	0	11
	Total Pending at End of Period						51
SAFFOLD, SHIRLEY STRICKLAND							
	Pending at Beg of Period		New Cases Filed	Cases Transferred In / Reactivated			Total
	106		11	1			118
Terminations	Bankruptcy	Default	RefVacated	Court Trial	Dismiss	Other	Total
	1	3	0	0	4	1	9
	Total Pending at End of Period						109
SANTOLI, ANDREW J.							

CUYAHOGA COUNTY COURT OF COMMON PLEAS

DATE: 12/13/2022
TIME: 08:10 AM

Foreclosure Statistics by Judge
Reporting Period: November 2022

PAGE: 5
CMSR1062

Judge							
	Pending at Beg of Period		New Cases Filed	Cases Transferred In / Reactivated			Total
	99		11	0			110
Terminations							
	Bankruptcy	Default	RefVacated	Court Trial	Dismiss	Other	Total
	1	0	0	0	4	1	6
Total Pending at End of Period							104
SHAUGHNESSY, MICHAEL P							
	Pending at Beg of Period		New Cases Filed	Cases Transferred In / Reactivated			Total
	73		12	1			86
Terminations							
	Bankruptcy	Default	RefVacated	Court Trial	Dismiss	Other	Total
	0	2	0	0	1	4	7
Total Pending at End of Period							79
SHEEHAN, BRENDAN J							
	Pending at Beg of Period		New Cases Filed	Cases Transferred In / Reactivated			Total
	42		5	0			47
Terminations							
	Bankruptcy	Default	RefVacated	Court Trial	Dismiss	Other	Total
	0	3	0	0	3	3	9
Total Pending at End of Period							38
SUTULA, JOHN D							
	Pending at Beg of Period		New Cases Filed	Cases Transferred In / Reactivated			Total
	116		12	1			129
Terminations							
	Bankruptcy	Default	RefVacated	Court Trial	Dismiss	Other	Total
	1	2	0	0	6	3	12
Total Pending at End of Period							117
SUTULA, KATHLEEN ANN							
	Pending at Beg of Period		New Cases Filed	Cases Transferred In / Reactivated			Total
	64		8	0			72
Terminations							
	Bankruptcy	Default	RefVacated	Court Trial	Dismiss	Other	Total
	0	0	0	0	8	3	11
Total Pending at End of Period							61
SYNENBERG, JOAN							
	Pending at Beg of Period		New Cases Filed	Cases Transferred In / Reactivated			Total
	89		8	0			97
Terminations							
	Bankruptcy	Default	RefVacated	Court Trial	Dismiss	Other	Total
	0	3	0	0	4	5	12
Total Pending at End of Period							85
TURNER, DEBORAH M							
	Pending at Beg of Period		New Cases Filed	Cases Transferred In / Reactivated			Total
	94		17	0			111
Terminations							
	Bankruptcy	Default	RefVacated	Court Trial	Dismiss	Other	Total
	0	2	0	0	4	6	12
Total Pending at End of Period							99
VODREY, WILLIAM F. B.							

CUYAHOGA COUNTY COURT OF COMMON PLEAS

DATE: 12/13/2022
 TIME: 08:10 AM

Foreclosure Statistics by Judge
 Reporting Period: November 2022

PAGE: 6
 CMSR1062

Judge

Pending at Beg of Period		New Cases Filed		Cases Transferred In / Reactivated			Total
	111		8		0		119
Terminations							
	Bankruptcy	Default	RefVacated	Court Trial	Dismiss	Other	Total
	1	0	0	0	1	0	2
						Total Pending at End of Period	117

Monthly Summary

MONTHLY SUMMARY

November 2022

NAME	PEND	ASSIGNED			TRIALS						DISP	PENDING				+ -
		CV	CR	TOT	JURY			COURT				CV	FR	CR	TOT	
Richard A. Bell	378	43	30	73	0	0	0	0	0	0	59	182	93	117	392	- 14
Deena R. Calabrese	453	47	43	90	0	1	1	0	0	0	84	177	124	158	459	- 6
Maureen Clancy	359	46	27	73	0	0	0	0	0	0	74	188	58	112	358	+ 1
Cassandra Collier-Willia	493	46	29	75	1	0	1	0	0	0	87	205	82	194	481	+ 12
Brian J. Corrigan	549	44	19	63	0	0	0	0	0	0	71	309	81	151	541	+ 8
Peter J. Corrigan	482	39	32	71	0	0	0	0	0	0	62	266	47	178	491	- 9
Nancy A. Fuerst	386	36	34	70	0	0	0	0	0	0	49	230	86	91	407	- 21
Steven E. Gall	463	41	35	76	0	0	0	0	1	1	63	207	82	187	476	- 13
Hollie L. Gallagher	373	41	27	68	0	0	0	0	0	0	79	204	56	102	362	+ 11
Kelly A. Gallagher	401	43	23	66	0	0	0	1	4	5	56	213	108	90	411	- 10
Shannon M. Gallagher	441	42	30	72	0	1	1	1	0	1	68	219	105	121	445	- 4
Daniel Gaul	543	44	14	58	0	1	1	0	0	0	82	222	116	181	519	+ 24
Ernily Hagan	476	43	32	75	0	1	1	0	0	0	84	207	101	159	467	+ 9
Wanda C. Jones	498	43	32	75	0	0	0	1	0	1	50	195	112	216	523	- 25
Ashley Kilbane	434	42	27	69	0	1	1	1	0	1	68	198	78	159	435	- 1
Mark R. Majer	493	45	41	86	0	0	0	0	0	0	58	228	62	231	521	- 28
David T. Matia	415	44	31	75	0	2	2	0	0	0	88	194	117	91	402	+ 13
Timothy McCormick	407	42	28	70	0	0	0	1	0	1	69	237	70	101	408	- 1
William T. McGinty	470	45	37	82	0	1	1	0	0	0	75	252	77	148	477	- 7
Sherrie Miday	526	41	29	70	0	0	0	0	0	0	107	239	106	144	489	+ 37
Kenneth C. Callahan	466	44	39	83	0	0	0	2	0	2	69	208	99	173	480	- 14
John P. O'Donnell	372	41	29	70	0	1	1	0	0	0	77	207	65	93	365	+ 7
John J. Russo	354	43	22	65	0	0	0	0	0	0	68	165	78	108	351	+ 3
Michael J. Russo	434	33	6	39	0	1	1	1	0	1	77	198	75	123	396	+ 38
Nancy Margaret Russo	230	45	27	72	0	0	0	0	1	1	72	107	51	72	230	0
Shirley Strickland Saffold	533	50	23	73	0	0	0	1	0	1	74	204	109	219	532	+ 1
Andrew J. Santoli	452	44	24	68	0	0	0	0	0	0	67	234	104	115	453	- 1
Michael P. Shaughnessy	377	44	26	70	0	0	0	1	1	2	69	176	78	124	378	- 1
Brendan J. Sheehan	145	21	5	26	0	0	0	0	0	0	26	92	36	17	145	0
John D. Sutula	737	44	38	82	0	0	0	0	1	1	84	313	115	307	735	+ 2
Kathleen Ann Sutula	507	44	32	76	0	0	0	0	0	0	74	231	60	218	509	- 2
Joan Synenberg	438	44	30	74	0	0	0	1	0	1	110	234	85	83	402	+ 36
Deborah M. Turner	552	41	34	75	0	1	1	0	0	0	57	242	96	232	570	- 18
William F.B. Vodrey	566	42	32	74	0	0	0	0	0	0	79	207	115	239	561	+ 5
TOTALS	15203	1437	967	2404	1	11	12	11	8	19	2436	7190	2927	5054	15171	+ 32

Year to Date Summary

SUMMARY FOR THE COURT

January - November 2022

NAME	PEND	ASSIGNED			TRIALS						DISP	PENDING				+ -
		CV	CR	TOT	JURY			COURT				CV	FR	CR	TOT	
Richard A. Bell	464	474	350	824	2	7	9	3	0	3	896	182	93	117	392	+ 72
Deena R. Calabrese	470	466	392	858	1	4	5	1	6	7	869	177	124	156	459	+ 11
Maureen Clancy	444	468	337	805	1	9	10	4	1	5	891	188	58	112	358	+ 86
Cassandra Collier-Willia	556	468	381	849	1	0	1	0	2	2	924	205	82	194	481	+ 75
Brian J. Corrigan	676	455	315	770	0	8	8	3	4	7	905	309	81	151	541	+ 135
Peter J. Corrigan	545	431	366	797	0	4	4	1	1	2	851	266	47	178	491	+ 54
Nancy A. Fuerst	489	439	319	758	1	6	7	0	3	3	840	230	86	91	407	+ 82
Steven E. Gall	560	448	388	836	2	2	4	1	1	2	920	207	82	187	476	+ 84
Hollie L. Gallagher	425	468	310	778	0	3	3	0	3	3	841	204	56	102	362	+ 63
Kelly A. Gallagher	526	470	340	810	0	4	4	2	7	9	925	213	108	90	411	+ 115
Shannon M. Gallagher	606	462	334	796	1	4	5	3	1	4	957	219	105	121	445	+ 161
Daniel Gaul	581	468	361	829	0	8	8	0	3	3	891	222	116	181	519	+ 62
Emily Hagan	487	466	398	864	2	9	11	3	6	9	884	207	101	159	467	+ 20
Wanda C. Jones	617	471	332	803	3	4	7	6	4	10	897	195	112	216	523	+ 94
Ashley Kilbane	590	459	352	811	0	7	7	6	5	11	966	198	78	159	435	+ 155
Mark R. Majer	513	471	393	864	1	3	4	0	0	0	856	228	62	231	521	- 8
David T. Matia	476	461	337	798	0	8	8	4	2	6	872	194	117	91	402	+ 74
Timothy McCormick	456	465	342	807	2	4	6	4	3	7	855	237	70	101	408	+ 48
William T. McGinty	543	451	336	787	2	2	4	0	12	12	853	252	77	148	477	+ 66
Sherrie Miday	594	464	337	801	0	4	4	3	11	14	906	239	106	144	489	+ 105
Kenneth C. Callahan	409	480	328	808	1	6	7	4	0	4	737	208	99	173	480	- 71
John P. O'Donnell	451	468	370	838	3	12	15	3	4	7	924	207	65	93	365	+ 86
John J. Russo	401	449	327	776	0	3	3	0	3	3	826	165	78	108	351	+ 50
Michael J. Russo	492	442	322	764	2	5	7	3	1	4	860	198	75	123	396	+ 96
Nancy Margaret Russo	279	506	313	819	0	2	2	3	4	7	868	107	51	72	230	+ 49
Shirley Strickland Saffold	586	476	365	841	1	10	11	4	0	4	895	204	109	219	532	+ 54
Andrew J. Santoli	491	453	332	785	1	1	2	0	2	2	823	234	104	115	453	+ 38
Michael P. Shaughnessy	517	464	344	808	0	2	2	4	6	10	947	176	78	124	378	+ 139
Brendan J. Sheehan	156	238	108	346	2	0	2	0	1	1	357	92	36	17	145	+ 11
John D. Sutula	735	462	499	961	3	4	7	2	2	4	961	313	115	307	735	0
Kathleen Ann Sutula	498	476	338	814	0	3	3	1	1	2	803	231	60	218	509	- 11
Joan Synenberg	473	457	303	760	1	2	3	3	0	3	831	234	85	83	402	+ 71
Deborah M. Turner	610	460	426	886	3	5	8	1	2	3	926	242	96	232	570	+ 40
William F.B. Vodrey	628	457	389	846	0	8	8	2	1	3	913	207	115	239	561	+ 67
TOTALS	17344	15513	11784	27297	36	163	199	74	102	176	29470	7190	2927	5054	15171	+ 2173

Corrections/Adjustments