

2014
CASELOAD STATISTICS
OF THE
UNIFIED JUDICIAL SYSTEM
OF
PENNSYLVANIA

AOPC

ADMINISTRATIVE OFFICE
of PENNSYLVANIA COURTS

SUPREME COURT OF PENNSYLVANIA

THOMAS B. DARR
COURT ADMINISTRATOR OF PENNSYLVANIA

DEPARTMENT OF RESEARCH & STATISTICS

KIM E. NIEVES, PH.D.
DIRECTOR

ROSE MARY FIGAZZOTTO
RESEARCH ASSISTANT

YAN LIU
STATISTICAL ANALYST

LAURIE A. SACERDOTE
RESEARCH ANALYST

Please visit the AOPC website for data updates, data corrections, and data from prior years (1993 - 2013).

www.pacourts.us

Appellate Courts

Supreme Court	2
Supreme Court Glossary	4
Superior Court	5
Commonwealth Court.....	6

County Classifications & Judgeships	8
---	---

Common Pleas CourtsCriminal Caseload (CPCMS)

Criminal State Totals.....	10
Available for Processing	11
New Cases by Case Type	13
Processed	15
Age of Pending Cases	19
Criminal Glossary.....	21

Civil Caseload - Civil Action & Civil Other

Civil State Totals	24
Filings.....	26
Docketed Cases by Case Type	28
Breakdown of Case Types	
Processed	32
Age of Pending Civil Actions.....	36
Civil Glossary	40

Domestic Relations Section

PFA State Totals	46
Filings.....	47
Processed	49
PFA Glossary.....	53

Support & Paternity State Totals	54
PACSES Note.....	55
Spousal & Child Support.....	56
Support Glossary	58

Paternity Acknowledgements Filed.....	59
Paternity Established / Pending	61
Paternity Glossary.....	63

Custody & Divorce State Totals	64
Custody/Partial Custody/Visitation.....	65
Custody Glossary.....	67

Divorce	68
Divorce Glossary.....	70

Juvenile Delinquency Filings	71
------------------------------------	----

Juvenile Dependency (CPCMS)

Dependency State Totals	72
-------------------------------	----

Pending Adjudication**Abuse/Neglect**

Available for Processing	73
Processed	75

Status Offenses

Available for Processing	77
Processed	79

Adjudicated Dependent**Abuse/Neglect**

Available for Processing	81
Court Supervision Terminated	83

Status Offenses

Available for Processing	85
Court Supervision Terminated	87

Dependency Glossary.....	89
--------------------------	----

Orphans' Court Caseload

Orphans' Court State Totals	92
Accounts	93
Accounts Glossary	95

Adoptions	96
Adoptions Glossary.....	98

Relinquishments/Terminations	99
Relinquishments Glossary	101

Appointment of Guardians	102
Guardianship Glossary	104

Jury Yield, Jury Utilization & Jury Costs

Jury State Totals	106
Jury Yield	107
Jury Utilization / Jury Costs	111
Jury Glossary	115

Limited Jurisdiction Courts

Magisterial District Judge

Criminal

State Totals..... 118
Available for Disposition 119
New Criminal Cases by Case Type..... 121
Disposed and Inactive 125
Age of Pending Cases..... 128

Private Summary Complaints

State Totals..... 131
Available for Disposition 132
Disposed and Inactive 134
Age of Pending Cases..... 138

Private Criminal Complaints

State Totals..... 140
Available for Disposition 141
Disposed and Inactive 143
Age of Pending Cases..... 147

Traffic

State Totals..... 149
Available for Disposition 150
Disposed and Inactive 152
Age of Pending Cases..... 156

Non-Traffic

State Totals..... 158
Available for Disposition 159
Disposed and Inactive 161
Age of Pending 165

Arrest Warrants

State Totals..... 167
Criminal..... 168
Private Summary Complaints 172
Private Criminal Complaints 176
Traffic..... 180
Non-Traffic..... 184

Civil

State Totals..... 188
Available for Disposition 189
Disposed and Inactive 191
Age of Pending Cases..... 195

Landlord/Tenant

State Totals..... 197
Available for Disposition 198
Disposed and Inactive 200
Age of Pending Cases..... 204

Orders of Execution & Possession 206

Emergency Protection from Abuse 207

Magisterial District Judge Glossary..... 209

Philadelphia Municipal Court..... 212

Philadelphia Municipal Court
Traffic Division..... 213

THE
APPELLATE
COURTS

SUPREME COURT OF PENNSYLVANIA

APPEALS, ALLOCATURS AND PETITIONS

NUMBER FILED AND PENDING: JANUARY 1, 2014 THROUGH DECEMBER 31, 2014

APPEAL DOCKETS

Direct Appeals	
Capital Cases	12
Number from Commonwealth Court	73
Number from Common Pleas Court	56
Certification Granted	4
Plenary Jurisdiction Assumed	0
Number from Court of Judicial Discipline	0
Transferred from Commonwealth/Superior Court	10
Appeals by Allowance	97
Appeals by Granted Miscellaneous	1
Total	253
Appeals Pending as of 12/31/14 (including prior years)	236

ALLOCATUR DOCKETS

Petitions for Allowance of Appeal	2,200
Petitions Pending as of 12/31/14 (including prior years)	783

MISCELLANEOUS DOCKET

Petitions for Review	208
Original Jurisdiction	195
Petitions for King's Bench Review	56
Petitions for Certification of Questions of Law	4

Total **463**

Miscellaneous Pending as of 12/31/14 (including prior years) 41

ANCILLARY FILINGS

Capital	113
Appeal	570
Miscellaneous	659
Allocatur	1,607

Total **2,949**

Ancillary Pending as of 12/31/14 (including prior years) 123

SUPREME COURT OF PENNSYLVANIA

APPEALS, ALLOCATURS AND PETITIONS

ADJUDICATIONS: JANUARY 1, 2014 THROUGH DECEMBER 31, 2014

CAPITAL DOCKETS

Per Curiam	3
Opinion	34
Other Discontinued/Withdrawn	0
Total Capital Appeals	37

APPEAL DOCKETS

Per Curiam	90
Opinion	115
Other Discontinued/Withdrawn	3
Total Appeals (excluding CAP)	208

ALLOCATUR DOCKETS

Per Curiam	2,338
Summary Disposition	37
Other Discontinued/Withdrawn	29
Total Allocatur	2,404

MISCELLANEOUS DOCKET

Petitions for Review

Per Curiam	231
Opinion	2
Other Discontinued/Withdrawn	5
Subtotal	238

Original Jurisdiction Matters

Per Curiam	211
Opinion	0
Other Discontinued/Withdrawn	3
Subtotal	214

King's Bench Matters

Per Curiam	65
Opinion	0
Other Discontinued/Withdrawn	0
Subtotal	65

Certification-Questions of Law

Per Curiam	4
Other Discontinued/Withdrawn	0
Subtotal	4

Total Miscelleaneous 521

DISCIPLINARY MATTERS

DISCIPLINARY DOCKET 3 (DD3)

Per Curiam	135
Opinion	0
Other Discontinued/Withdrawn	32
Subtotal	167

By Type:

Disbarments	17
Disbarments on Consent	29
Public Censures	0
Reinstatements on DD3 Docket	12
Suspensions	42
Discharged	0
Inactive	14
Order Denying Petition for Review	0
Order Granting, Rule 213	0
Order	2
Referred to D-Board	1
Reinstatements Denied	1
Temporary Suspension	13
Praecepto to Discontinue	0
Probation	3
Closure	0
Orders Denying Joint Petition	1
Orders Granting Joint Petition	0
Administrative Closures	32

Total By Type 167

Attorney Reinstatement Docket 86

Total Disciplinary 253

ANCILLARY FILINGS

Disposed by Docket Type:

Capital	131
Appeal	543
Miscellaneous	694
Allocatur	1,628

Total 2,996

Note: In 2014, 151 matters were disposed of by 132 opinions.

SUPREME COURT

Allocatur Docket	The docket for petitions seeking discretionary review of decisions by the intermediate appellate courts (i.e. the Commonwealth Court in its appellate capacity or Superior Court).
Ancillary Petition	A petition filed on an open docket seeking relief apart from the requested relief on the merits (e.g., a petition for an extension of time to file a response).
Capital Case	A case wherein a capital sentence has been imposed by a court of common pleas.
Direct Appeal	An appeal directly to the Supreme Court from the trial court that is authorized by the constitution or statute.
Disciplinary Matter	A matter that involves attorney disciplinary cases as prosecuted by the Office of Disciplinary Counsel.
King's Bench Review	A discretionary review undertaken by the Supreme Court of a matter pending in a lower tribunal. Such review can be by way of petition or by the Court's own initiative.
Opinion	The Court's disposition of a case containing a written explanation of its rationale.
Petition for Allowance of Appeal (PAA)	An appeal which seeks to invoke the Court's discretionary jurisdiction to appeal.
Per Curiam	Translate as "By the Court" and refers to an action of the whole court as opposed to an opinion or order by an individual Justice or Justices.
Petition for Review	Petitions filed seeking review of a government agency or lower court. They are filed under Rule 123 or under Chapter 15 of the Pennsylvania Rules of Appellate Procedure.
Rule 213 Order	Refers to the Rule of Disciplinary Enforcement 213 governing the Supreme Court's enforcement of a subpoena in a disciplinary proceeding.
Summary Disposition	The Court's disposition of a case without seeking brief or argument; occurs when the right of the applicant is clear and the Court's decision needs little or no explanation.
Supreme Court Original Jurisdiction	The limited jurisdiction described in the Judicial Code at 42 Pa.C.S. § 721, which includes habeas corpus, action in mandamus and prohibition directed to courts of inferior jurisdiction, and actions in quo warranto.

SUPERIOR COURT OF PENNSYLVANIA

Appeals Pending, Filed & Concluded

	<u>Total</u>	<u>Civil</u>	<u>Criminal</u>
Appeals Pending 1/1/14	5,977	1,844	4,133
New Appeals Filed in 2014	7,911	3,036	4,875
Appeals Concluded in 2014	8,165	3,102	5,063
By Filed Decision	5,754	1,823	3,931
By Order or Discontinuance	2,411	1,279	1,132
Appeals Pending 12/31/14	5,723	1,778	3,945

Opinions Filed

Published Opinions 2014	291	159	132
Non-Published Opinions 2014	4,966	1,520	3,446
Total	5,257	1,679	3,578

COMMONWEALTH COURT OF PENNSYLVANIA

CASES PENDING 1/1/14 **3,650** (R)

CASES FILED IN 2014 **3,879** *

Original Jurisdiction	661
Appeals from Common Pleas Court	822
Appeals from Administrative Agencies	1,627
Appeals under Fiscal Code	719
Discretionary Appeals	23
Combined Original/Appellate Matters	2
Miscellaneous	25

CASES DISPOSED IN 2014 **3,611**

Majority Opinions	923
Consolidated Cases	85
Stipulation for Judgment	523
Withdrawn/Dismissed/Remanded	1,772
Transferred	87
Other	221

CASES PENDING 12/31/14 **3,918**

(R) - Revised

* Certain miscellaneous and dual jurisdiction cases are excluded.

COUNTY
CLASSIFICATIONS
&
JUDGESHIPS

COUNTY CLASS, COUNTY POPULATION, TRIAL COURT & MAGISTERIAL DISTRICT JUDGE COMPLEMENTS

County	County Class	2010 Population (a)	Authorized Trial Court Judgeships (b)	Authorized Magisterial District Judge Positions (b)	County	County Class	2010 Population (a)	Authorized Trial Court Judgeships (b)	Authorized Magisterial District Judge Positions (b)
Adams	5	101,407	4	4	Lackawanna	3	214,437	9	10
Allegheny	2	1,223,348	43	46	Lancaster	3	519,445	15	19
Armstrong	6	68,941	2	4	Lawrence	5	91,108	4	5
Beaver	4	170,539	7	9	Lebanon	5	133,568	4	6
Bedford	6	49,762	2	4	Lehigh	3	349,497	10	14
Berks	3	411,442	13	17	Luzerne	3	320,918	10	16
Blair	5	127,089	5	6	Lycoming	5	116,111	5	6
Bradford	6	62,622	2	4	McKean	6	43,450	2	4
Bucks	2A	625,249	13	20	Mercer	5	116,638	4	5
Butler	4	183,862	6	7	Mifflin	6	46,682	2	3
Cambria	4	143,679	5	8	Monroe	4	169,842	6	10
Cameron	8	5,085	1	3	Montgomery	2A	799,874	23	30
Carbon	6	65,249	3	4	Montour	8	18,267	See Columbia	
Centre	4	153,990	4	6	Northampton	3	297,735	9	15
Chester	3	498,886	14	17	Northumberland	5	94,528	3	4
Clarion	6	39,988	1	4	Perry	6	45,969	See Juniata	
Clearfield	6	81,642	2	4	Philadelphia	1	1,526,006	93	0 (c)
Clinton	6	39,238	2	3	Pike	6	57,369	2	4
Columbia	6	67,295	2	5	Potter	8	17,457	1	3
Crawford	6	88,765	3	5	Schuylkill	4	148,289	6	7
Cumberland	3	235,406	6	10	Snyder	7	39,702	2	4
Dauphin	3	268,100	10	15	Somerset	6	77,742	3	5
Delaware	2A	558,979	20	32	Sullivan	8	6,428	1	4
Elk	6	31,946	See Cameron		Susquehanna	6	43,356	1	3
Erie	3	280,566	9	15	Tioga	6	41,981	1	3
Fayette	4	136,606	5	7	Union	7	44,947	See Snyder	
Forest	8	7,716	2	4	Venango	6	54,984	2	4
Franklin	4	149,618	5	10	Warren	6	41,815	See Forest	
Fulton	8	14,845	See Franklin		Washington	4	207,820	6	11
Greene	6	38,686	2	3	Wayne	6	52,822	1	3
Huntingdon	6	45,913	1	3	Westmoreland	3	365,169	11	17
Indiana	6	88,880	3	4	Wyoming	7	28,276	See Sullivan	
Jefferson	6	45,200	1	3	York	3	434,972	15	19
Juniata	7	24,636	2	5	Total		12,702,379	451	525

(a) Source: U.S. Census Bureau.

(b) Authorized Trial Court Judgeships and Magisterial District Judge positions as of December 2014.

(c) Philadelphia County does not have Magisterial District Judges, the limited jurisdiction court is Municipal Court with 29 judgeships.



COMMON
PLEAS
CASE
MANAGEMENT
SYSTEM
(CPCMS)

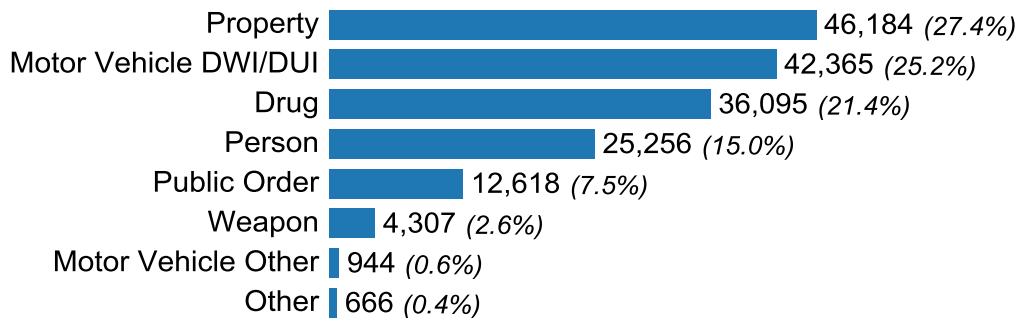
CRIMINAL
CASELOAD



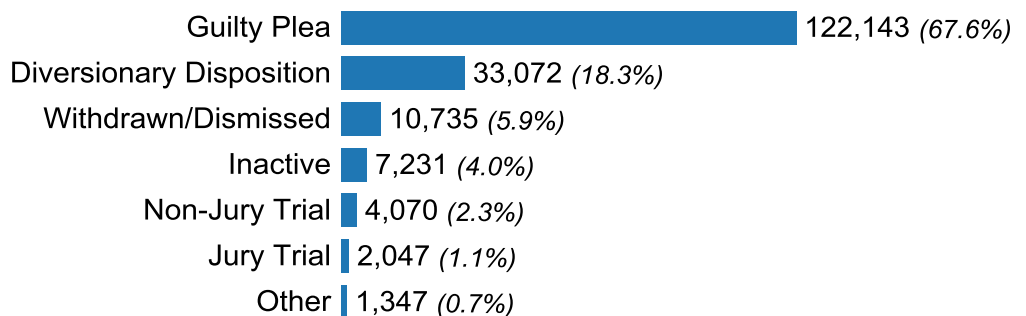
2014 COMMON PLEAS STATE TOTALS CRIMINAL CASELOAD

Cases Pending 1/1/14	81,057 (R)	<u>Age of Pending Cases</u>		
		0- 60 Days	24,677	31.1%
New Cases Filed	168,435	61-120 Days	19,497	24.5%
Refiled/Reopened Cases	10,621	121-180 Days	10,275	12.9%
Cases Available for Processing	260,113	181-240 Days	6,832	8.6%
		241-300 Days	4,621	5.8%
Cases Processed	180,645	301-360 Days	2,900	3.6%
		Over 360 Days	10,666	13.4%
Cases Pending 12/31/14	79,468			
		Total	79,468	
Cases Awaiting Sentence	7,701			

New Cases Filed By Case Type:



Processed By:



(R) - Revised

COMMON PLEAS CRIMINAL - 2014 AVAILABLE FOR PROCESSING



	Begin Pending	New Cases Filed	Refiled/ Reopened Cases	Cases Available for Processing	Cases Processed	End Pending	Cases Awaiting Sentence
1st Class County							
Philadelphia	11,869	14,401	607	26,877	15,527	11,350	1,288
2nd Class County							
Allegheny	8,222	17,211	1,083	26,516	19,190	7,326	320
2A Class Counties							
Bucks	2,250	7,868	563	10,681	8,378	2,303	227
Delaware	2,493	8,157	675	11,325	8,627	2,698	115
Montgomery	5,937	9,599	482	16,018	9,781	6,237	318
3rd Class Counties							
Berks	2,926	6,046	420	9,392	6,299	3,093	33
Chester	1,388	4,454	193	6,035	4,534	1,501	89
Cumberland	1,693	3,406	124	5,223	3,458	1,765	280
Dauphin	4,142	6,427	476	11,045	6,755	4,290	75
Erie	1,615	3,324	162	5,101	3,565	1,536	194
Lackawanna	858	2,236	182	3,276	2,526	750	389
Lancaster	2,788	5,064	253	8,105	5,463	2,642	46
Lehigh	1,613	4,889	219	6,721	5,209	1,512	155
Luzerne	2,648	4,352	419	7,419	4,807	2,612	482
Northampton	1,380	3,963	275	5,618	4,313	1,305	79
Westmoreland	2,474	5,816	242	8,532	6,097	2,435	28
York	3,891	7,616	785	12,292	9,381	2,911	64
4th Class Counties							
Beaver	1,021	2,300	372	3,693	2,781	912	45
Butler	931	2,365	146	3,442	2,427	1,015	138
Cambria	1,315	2,619	197	4,131	2,764	1,367	321
Centre	904	2,261	154	3,319	2,723	596	111
Fayette	1,214	2,290	171	3,675	2,462	1,213	170
Franklin	511	2,416	117	3,044	2,582	462	67
Monroe	901	2,211	120	3,232	2,412	820	223
Schuylkill	1,333	2,151	100	3,584	2,004	1,580	7
Washington	1,348	3,283	258	4,889	3,179	1,710	41
5th Class Counties							
Adams	356	1,280	78	1,714	1,353	361	54
Blair	1,191	2,705	114	4,010	2,661	1,349	106
Lawrence	589	1,109	131	1,829	1,303	526	141
Lebanon	831	2,147	113	3,091	2,146	945	291
Lycoming	810	2,056	37	2,903	2,216	687	169
Mercer	720	1,440	143	2,303	1,735	568	115
Northumberland	577	1,243	77	1,897	1,148	749	88

COMMON PLEAS CRIMINAL - 2014 AVAILABLE FOR PROCESSING



	Begin Pending	New Cases Filed	Refiled/ Reopened Cases	Cases Available for Processing	Cases Processed	End Pending	Cases Awaiting Sentence
6th Class Counties							
Armstrong	398	961	28	1,387	929	458	82
Bedford	255	610	70	935	663	272	21
Bradford	252	796	155	1,203	925	278	87
Carbon	570	1,169	99	1,838	1,255	583	84
Clarion	197	605	18	820	575	245	29
Clearfield	413	810	19	1,242	934	308	15
Clinton	125	553	41	719	570	149	30
Columbia	877	1,035	79	1,991	1,088	903	109
Crawford	446	1,144	33	1,623	1,249	374	175
Elk	170	551	5	726	437	289	7
Greene	180	362	30	572	434	138	18
Huntingdon	293	715	38	1,046	724	322	41
Indiana	422	1,296	101	1,819	1,359	460	84
Jefferson	264	626	26	916	729	187	27
McKean	214	770	36	1,020	794	226	19
Mifflin	166	662	25	853	729	124	12
Perry	293	525	13	831	602	229	14
Pike	209	665	44	918	684	234	87
Somerset	498	948	47	1,493	1,025	468	163
Susquehanna	165	460	20	645	429	216	23
Tioga	189	509	31	729	522	207	30
Venango	191	688	23	902	693	209	59
Warren	201	406	25	632	447	185	30
Wayne	180	433	7	620	494	126	3
7th Class Counties							
Juniata	89	274	15	378	279	99	13
Snyder	230	429	19	678	414	264	15
Union	201	402	26	629	460	169	20
Wyoming	215	460	26	701	482	219	58
8th Class Counties							
Cameron	41	84	0	125	86	39	9
Forest	26	61	1	88	62	26	0
Fulton	70	211	7	288	224	64	10
Montour	111	214	3	328	198	130	14
Potter	124	262	17	403	291	112	41
Sullivan	43	34	6	83	53	30	3

COMMON PLEAS CRIMINAL - 2014 NEW CASES BY CASE TYPE



	Property	Motor Vehicle DWI/DUI	Drug	Person	Public Order	Weapon	Motor Vehicle Other	Other	Total	% of Total		
										Felony	Misdemeanor	Summary/ Ungraded
1st Class County												
Philadelphia	3,663	268	4,362	4,232	541	1,206	21	108	14,401	93.7	6.2 *	0.1
2nd Class County												
Allegheny	3,934	4,331	3,723	2,780	1,514	679	99	151	17,211	38.8	60.4	0.7
2A Class Counties												
Bucks	2,142	2,434	1,825	814	527	66	44	16	7,868	22.0	78.0	<0.1
Delaware	1,861	1,848	2,260	1,267	655	196	53	17	8,157	31.3	68.5	0.2
Montgomery	2,910	2,793	1,922	1,149	677	95	44	9	9,599	26.2	73.5	0.3
3rd Class Counties												
Berks	1,736	1,219	1,484	841	559	153	40	14	6,046	31.1	68.7	0.2
Chester	1,012	1,793	594	660	260	86	33	16	4,454	29.9	69.7	0.4
Cumberland	1,024	1,266	391	468	201	31	22	3	3,406	25.6	74.1	0.2
Dauphin	1,594	1,362	1,463	1,134	682	144	30	18	6,427	37.4	62.3	0.3
Erie	1,086	978	403	507	221	101	18	10	3,324	33.3	66.4	0.3
Lackawanna	524	584	542	379	170	22	12	3	2,236	40.1	57.9	2.0
Lancaster	1,862	1,558	531	625	332	99	45	12	5,064	34.2	65.8	0.1
Lehigh	1,268	1,629	937	522	383	90	52	8	4,889	26.9	73.1	0.1
Luzerne	1,407	1,075	873	482	409	73	22	11	4,352	33.9	65.8	0.3
Northampton	902	1,167	979	532	287	49	43	4	3,963	22.0	77.9	0.1
Westmoreland	1,935	1,319	1,269	739	357	126	38	33	5,816	28.8	71.1	0.1
York	2,029	2,037	1,851	874	595	149	59	22	7,616	30.0	69.9	0.1
4th Class Counties												
Beaver	752	596	365	327	183	56	18	3	2,300	32.6	67.1	0.3
Butler	675	701	463	314	154	35	6	17	2,365	30.1	69.9	<0.1
Cambria	714	647	616	390	185	51	12	4	2,619	36.6	63.2	0.2
Centre	489	629	673	235	198	21	12	4	2,261	22.3	77.7	--
Fayette	675	555	511	259	231	33	16	10	2,290	30.3	69.7	0.1
Franklin	850	653	348	316	188	41	18	2	2,416	27.4	72.6	--
Monroe	476	908	390	254	117	44	11	11	2,211	27.4	72.3	0.3
Schuylkill	664	440	510	292	203	37	4	1	2,151	25.8	74.1	0.1
Washington	858	896	777	449	219	61	21	2	3,283	30.8	68.0	1.2
5th Class Counties												
Adams	269	472	229	153	118	25	13	1	1,280	19.6	80.2	0.2
Blair	706	565	715	406	257	40	12	4	2,705	37.2	62.4	0.3
Lawrence	413	264	139	143	105	36	5	4	1,109	39.9	59.3	0.7
Lebanon	686	354	571	309	171	31	15	10	2,147	29.3	70.7	--
Lycoming	596	582	464	196	158	45	9	6	2,056	28.4	71.1	0.5
Mercer	535	412	175	196	66	38	10	8	1,440	38.8	61.3	--
Northumberland	386	265	253	198	112	16	5	8	1,243	35.2	64.8	--

* In Philadelphia County, Municipal Court processes the majority of misdemeanor cases.

COMMON PLEAS CRIMINAL - 2014 NEW CASES BY CASE TYPE



	Property	Motor Vehicle DWI/DUI	Drug	Person	Public Order	Weapon	Motor Vehicle Other	Other	Total	% of Total		
										Felony	Misdemeanor	Summary/ Ungraded
6th Class Counties												
Armstrong	245	329	159	108	94	17	6	3	961	27.9	72.0	0.1
Bedford	169	184	84	105	47	19	1	1	610	33.0	66.6	0.5
Bradford	159	312	146	99	55	9	4	12	796	32.0	67.8	0.1
Carbon	240	403	284	123	100	11	6	2	1,169	24.6	75.4	--
Clarion	150	155	162	74	57	6	0	1	605	37.9	62.1	--
Clearfield	294	217	88	110	70	25	3	3	810	27.5	72.3	0.1
Clinton	163	134	97	72	77	5	4	1	553	21.0	74.9	4.2
Columbia	307	273	247	141	43	14	5	5	1,035	31.9	67.9	0.2
Crawford	314	367	151	192	90	18	6	6	1,144	24.7	74.4	0.9
Elk	176	110	147	67	34	10	4	3	551	30.9	69.0	0.2
Greene	103	133	29	59	26	11	1	0	362	33.4	66.3	0.3
Huntingdon	228	158	141	106	62	14	4	2	715	35.5	64.5	--
Indiana	387	329	251	161	135	22	7	4	1,296	27.0	72.8	0.2
Jefferson	204	133	108	113	52	11	1	4	626	34.5	65.2	0.3
McKean	170	220	115	180	71	7	5	2	770	29.6	70.4	--
Mifflin	200	163	130	101	53	11	3	1	662	28.1	71.5	0.5
Perry	124	141	85	122	42	6	3	2	525	26.7	73.0	0.4
Pike	190	201	149	66	38	17	0	4	665	27.1	72.3	0.6
Somerset	301	255	174	136	63	5	1	13	948	37.1	62.7	0.2
Susquehanna	165	129	47	56	30	4	2	27	460	50.7	49.1	0.2
Tioga	143	181	77	56	34	15	3	0	509	28.5	71.3	0.2
Venango	189	207	82	122	77	8	0	3	688	29.7	70.2	0.1
Warren	111	136	45	63	34	11	2	4	406	38.9	61.1	--
Wayne	104	144	78	66	21	15	2	3	433	34.4	64.7	0.9
7th Class Counties												
Juniata	90	78	48	31	22	3	1	1	274	29.2	69.3	1.5
Snyder	169	124	46	49	32	5	2	2	429	28.2	71.8	--
Union	169	118	35	48	21	8	2	1	402	29.9	70.1	--
Wyoming	95	189	83	55	31	5	1	1	460	22.0	78.0	--
8th Class Counties												
Cameron	25	17	27	8	5	2	0	0	84	25.0	75.0	--
Forest	6	33	10	6	4	1	1	0	61	24.6	75.4	--
Fulton	39	61	42	36	21	8	1	3	211	32.7	67.3	--
Montour	58	67	46	27	13	2	0	1	214	38.8	60.7	0.5
Potter	56	56	67	52	23	6	1	1	262	42.4	57.6	--
Sullivan	8	8	7	4	6	1	0	0	34	32.4	67.6	--

COMMON PLEAS CRIMINAL - 2014 PROCESSED



	Guilty Plea	%	ARD *	%	Withdrawn/ Dismissed	%	Inactive Cases	%
1st Class County								
Philadelphia	10,201	65.7	384	2.5	1,903	12.3	352	2.3
2nd Class County								
Allegheny	13,259	69.1	2,917	15.2	1,202	6.3	784	4.1
2A Class Counties								
Bucks	5,450	65.1	2,006	23.9	257	3.1	509	6.1
Delaware	6,448	74.7	1,369	15.9	168	1.9	351	4.1
Montgomery	7,055	72.1	1,529	15.6	241	2.5	741	7.6
3rd Class Counties								
Berks	3,871	61.5	1,784	28.3	217	3.4	247	3.9
Chester	3,215	70.9	945	20.8	128	2.8	137	3.0
Cumberland	2,170	62.8	931	26.9	169	4.9	107	3.1
Dauphin	4,892	72.4	945	14.0	468	6.9	307	4.5
Erie	2,310	64.8	715	20.1	290	8.1	117	3.3
Lackawanna	1,616	64.0	563	22.3	247	9.8	52	2.1
Lancaster	3,701	67.7	1,169	21.4	315	5.8	172	3.1
Lehigh	3,289	63.1	1,587	30.5	124	2.4	152	2.9
Luzerne	3,302	68.7	683	14.2	222	4.6	463	9.6
Northampton	2,682	62.2	1,273	29.5	158	3.7	122	2.8
Westmoreland	4,217	69.2	1,250	20.5	364	6.0	203	3.3
York	6,631	70.7	1,621	17.3	370	3.9	433	4.6
4th Class Counties								
Beaver	1,771	63.7	686	24.7	225	8.1	63	2.3
Butler	1,570	64.7	530	21.8	184	7.6	123	5.1
Cambria	1,853	67.0	516	18.7	250	9.0	110	4.0
Centre	1,341	49.2	964	35.4	71	2.6	274	10.1
Fayette	1,754	71.2	371	15.1	165	6.7	45	1.8
Franklin	1,778	68.9	493	19.1	195	7.6	61	2.4
Monroe	1,155	47.9	843	35.0	232	9.6	112	4.6
Schuylkill	1,253	62.5	306	15.3	251	12.5	130	6.5
Washington	2,212	69.6	627	19.7	150	4.7	122	3.8
5th Class Counties								
Adams	996	73.6	235	17.4	61	4.5	34	2.5
Blair	2,003	75.3	497	18.7	78	2.9	44	1.7
Lawrence	786	60.3	258	19.8	167	12.8	68	5.2
Lebanon	1,558	72.6	291	13.6	66	3.1	110	5.1
Lycoming	1,818	82.0	212	9.6	70	3.2	28	1.3
Mercer	938	54.1	398	22.9	287	16.5	74	4.3
Northumberland	838	73.0	167	14.5	50	4.4	75	6.5

* Includes other diversionary programs such as Veterans Court.

COMMON PLEAS CRIMINAL - 2014 PROCESSED



	Non-Jury Trial	%	Jury Trial	%	Other	%	Cases Processed
1st Class County							
Philadelphia	1,913	12.3	619	4.0	155	1.0	15,527
2nd Class County							
Allegheny	644	3.4	130	0.7	254	1.3	19,190
2A Class Counties							
Bucks	68	0.8	60	0.7	28	0.3	8,378
Delaware	145	1.7	99	1.1	47	0.5	8,627
Montgomery	130	1.3	51	0.5	34	0.3	9,781
3rd Class Counties							
Berks	102	1.6	48	0.8	30	0.5	6,299
Chester	41	0.9	47	1.0	21	0.5	4,534
Cumberland	37	1.1	40	1.2	4	0.1	3,458
Dauphin	36	0.5	78	1.2	29	0.4	6,755
Erie	29	0.8	94	2.6	10	0.3	3,565
Lackawanna	2	0.1	24	1.0	22	0.9	2,526
Lancaster	38	0.7	44	0.8	24	0.4	5,463
Lehigh	21	0.4	30	0.6	6	0.1	5,209
Luzerne	53	1.1	48	1.0	36	0.7	4,807
Northampton	19	0.4	8	0.2	51	1.2	4,313
Westmoreland	32	0.5	23	0.4	8	0.1	6,097
York	172	1.8	30	0.3	124	1.3	9,381
4th Class Counties							
Beaver	16	0.6	15	0.5	5	0.2	2,781
Butler	15	0.6	3	0.1	2	0.1	2,427
Cambria	7	0.3	8	0.3	20	0.7	2,764
Centre	68	2.5	0	--	5	0.2	2,723
Fayette	9	0.4	109	4.4	9	0.4	2,462
Franklin	28	1.1	25	1.0	2	0.1	2,582
Monroe	8	0.3	39	1.6	23	1.0	2,412
Schuylkill	35	1.7	14	0.7	15	0.7	2,004
Washington	27	0.8	10	0.3	31	1.0	3,179
5th Class Counties							
Adams	19	1.4	8	0.6	0	--	1,353
Blair	18	0.7	1	<0.1	20	0.8	2,661
Lawrence	2	0.2	1	0.1	21	1.6	1,303
Lebanon	21	1.0	95	4.4	5	0.2	2,146
Lycoming	37	1.7	23	1.0	28	1.3	2,216
Mercer	27	1.6	10	0.6	1	0.1	1,735
Northumberland	4	0.3	8	0.7	6	0.5	1,148

COMMON PLEAS CRIMINAL - 2014 PROCESSED



	Guilty Plea	%	ARD *	%	Withdrawn/ Dismissed	%	Inactive Cases	%
6th Class Counties								
Armstrong	489	52.6	284	30.6	131	14.1	19	2.0
Bedford	475	71.6	143	21.6	19	2.9	13	2.0
Bradford	495	53.5	203	21.9	54	5.8	20	2.2
Carbon	862	68.7	290	23.1	52	4.1	36	2.9
Clarion	332	57.7	162	28.2	63	11.0	10	1.7
Clearfield	739	79.1	143	15.3	19	2.0	19	2.0
Clinton	368	64.6	86	15.1	21	3.7	7	1.2
Columbia	665	61.1	275	25.3	83	7.6	57	5.2
Crawford	1,055	84.5	97	7.8	45	3.6	29	2.3
Elk	320	73.2	66	15.1	37	8.5	4	0.9
Greene	269	62.0	90	20.7	19	4.4	17	3.9
Huntingdon	492	68.0	112	15.5	86	11.9	12	1.7
Indiana	905	66.6	278	20.5	96	7.1	72	5.3
Jefferson	532	73.0	127	17.4	50	6.9	10	1.4
McKean	582	73.3	92	11.6	38	4.8	14	1.8
Mifflin	514	70.5	157	21.5	39	5.3	11	1.5
Perry	427	70.9	109	18.1	22	3.7	9	1.5
Pike	499	73.0	114	16.7	22	3.2	42	6.1
Somerset	669	65.3	156	15.2	157	15.3	28	2.7
Susquehanna	301	70.2	86	20.0	23	5.4	8	1.9
Tioga	266	51.0	179	34.3	56	10.7	8	1.5
Venango	523	75.5	107	15.4	36	5.2	3	0.4
Warren	288	64.4	118	26.4	25	5.6	4	0.9
Wayne	356	72.1	90	18.2	28	5.7	9	1.8
7th Class Counties								
Juniata	194	69.5	60	21.5	9	3.2	3	1.1
Snyder	303	73.2	68	16.4	21	5.1	8	1.9
Union	330	71.7	78	17.0	18	3.9	13	2.8
Wyoming	324	67.2	82	17.0	58	12.0	4	0.8
8th Class Counties								
Cameron	61	70.9	15	17.4	6	7.0	1	1.2
Forest	35	56.5	17	27.4	3	4.8	2	3.2
Fulton	147	65.6	47	21.0	17	7.6	2	0.9
Montour	130	65.7	33	16.7	16	8.1	9	4.5
Potter	225	77.3	38	13.1	14	4.8	6	2.1
Sullivan	38	71.7	5	9.4	7	13.2	0	--

* Includes other diversionary programs such as Veterans Court.

COMMON PLEAS CRIMINAL - 2014 PROCESSED



	Non-Jury Trial	%	Jury Trial	%	Other	%	Cases Processed
6th Class Counties							
Armstrong	4	0.4	2	0.2	0	--	929
Bedford	5	0.8	4	0.6	4	0.6	663
Bradford	12	1.3	8	0.9	133	14.4	925
Carbon	6	0.5	5	0.4	4	0.3	1,255
Clarion	0	--	7	1.2	1	0.2	575
Clearfield	5	0.5	8	0.9	1	0.1	934
Clinton	78	13.7	5	0.9	5	0.9	570
Columbia	3	0.3	5	0.5	0	--	1,088
Crawford	6	0.5	9	0.7	8	0.6	1,249
Elk	0	--	10	2.3	0	--	437
Greene	10	2.3	24	5.5	5	1.2	434
Huntingdon	2	0.3	6	0.8	14	1.9	724
Indiana	1	0.1	6	0.4	1	0.1	1,359
Jefferson	6	0.8	4	0.5	0	--	729
McKean	33	4.2	19	2.4	16	2.0	794
Mifflin	3	0.4	2	0.3	3	0.4	729
Perry	15	2.5	14	2.3	6	1.0	602
Pike	1	0.1	5	0.7	1	0.1	684
Somerset	3	0.3	7	0.7	5	0.5	1,025
Susquehanna	1	0.2	1	0.2	9	2.1	429
Tioga	4	0.8	3	0.6	6	1.1	522
Venango	6	0.9	17	2.5	1	0.1	693
Warren	0	--	11	2.5	1	0.2	447
Wayne	3	0.6	5	1.0	3	0.6	494
7th Class Counties							
Juniata	7	2.5	3	1.1	3	1.1	279
Snyder	1	0.2	2	0.5	11	2.7	414
Union	11	2.4	1	0.2	9	2.0	460
Wyoming	6	1.2	2	0.4	6	1.2	482
8th Class Counties							
Cameron	3	3.5	0	--	0	--	86
Forest	2	3.2	2	3.2	1	1.6	62
Fulton	2	0.9	4	1.8	5	2.2	224
Montour	6	3.0	1	0.5	3	1.5	198
Potter	2	0.7	3	1.0	3	1.0	291
Sullivan	0	--	0	--	3	5.7	53

COMMON PLEAS CRIMINAL - 2014 AGE OF PENDING CASES



	0-60 Days	%	61-120 Days	%	121-180 Days	%	181-240 Days	%	241-300 Days	%	301-360 Days	%	Over 360 Days	%
1st Class County														
Philadelphia	2,064	18.2	1,791	15.8	1,187	10.5	1,195	10.5	988	8.7	695	6.1	3,430	30.2
2nd Class County														
Allegheny	2,420	33.0	2,091	28.5	1,107	15.1	596	8.1	405	5.5	246	3.4	461	6.3
2A Class Counties														
Bucks	1,325	57.5	708	30.7	135	5.9	27	1.2	27	1.2	17	0.7	64	2.8
Delaware	1,160	43.0	668	24.8	273	10.1	149	5.5	67	2.5	55	2.0	326	12.1
Montgomery	1,476	23.7	1,434	23.0	871	14.0	746	12.0	540	8.7	316	5.1	854	13.7
3rd Class Counties														
Berks	960	31.0	718	23.2	384	12.4	291	9.4	162	5.2	118	3.8	460	14.9
Chester	621	41.4	489	32.6	163	10.9	144	9.6	31	2.1	14	0.9	39	2.6
Cumberland	520	29.5	477	27.0	187	10.6	148	8.4	112	6.3	92	5.2	229	13.0
Dauphin	1,062	24.8	916	21.4	568	13.2	400	9.3	298	6.9	223	5.2	823	19.2
Erie	443	28.8	526	34.2	245	16.0	147	9.6	55	3.6	29	1.9	91	5.9
Lackawanna	271	36.1	215	28.7	91	12.1	41	5.5	40	5.3	24	3.2	68	9.1
Lancaster	832	31.5	648	24.5	485	18.4	252	9.5	125	4.7	88	3.3	212	8.0
Lehigh	701	46.4	412	27.2	174	11.5	93	6.2	57	3.8	22	1.5	53	3.5
Luzerne	677	25.9	714	27.3	431	16.5	202	7.7	153	5.9	101	3.9	334	12.8
Northampton	570	43.7	375	28.7	165	12.6	73	5.6	45	3.4	23	1.8	54	4.1
Westmoreland	810	33.3	539	22.1	265	10.9	219	9.0	142	5.8	105	4.3	355	14.6
York	1,131	38.9	790	27.1	337	11.6	188	6.5	143	4.9	56	1.9	266	9.1
4th Class Counties														
Beaver	389	42.7	232	25.4	124	13.6	70	7.7	28	3.1	8	0.9	61	6.7
Butler	401	39.5	252	24.8	117	11.5	84	8.3	48	4.7	26	2.6	87	8.6
Cambria	341	24.9	405	29.6	242	17.7	157	11.5	73	5.3	44	3.2	105	7.7
Centre	264	44.3	169	28.4	62	10.4	37	6.2	20	3.4	10	1.7	34	5.7
Fayette	311	25.6	340	28.0	238	19.6	154	12.7	83	6.8	23	1.9	64	5.3
Franklin	146	31.6	106	22.9	51	11.0	35	7.6	33	7.1	20	4.3	71	15.4
Monroe	305	37.2	134	16.3	59	7.2	30	3.7	41	5.0	19	2.3	232	28.3
Schuylkill	432	27.3	389	24.6	282	17.8	202	12.8	126	8.0	44	2.8	105	6.6
Washington	531	31.1	445	26.0	258	15.1	134	7.8	117	6.8	51	3.0	174	10.2
5th Class Counties														
Adams	210	58.2	117	32.4	13	3.6	11	3.0	6	1.7	2	0.6	2	0.6
Blair	371	27.5	318	23.6	138	10.2	113	8.4	91	6.7	41	3.0	277	20.5
Lawrence	169	32.1	95	18.1	87	16.5	48	9.1	24	4.6	21	4.0	82	15.6
Lebanon	328	34.7	289	30.6	116	12.3	62	6.6	35	3.7	13	1.4	102	10.8
Lycoming	210	30.6	120	17.5	78	11.4	72	10.5	38	5.5	39	5.7	130	18.9
Mercer	204	35.9	206	36.3	93	16.4	27	4.8	4	0.7	11	1.9	23	4.0
Northumberland	188	25.1	206	27.5	100	13.4	74	9.9	45	6.0	37	4.9	99	13.2

COMMON PLEAS CRIMINAL - 2014 AGE OF PENDING CASES



	0-60 Days	%	61-120 Days	%	121-180 Days	%	181-240 Days	%	241-300 Days	%	301-360 Days	%	Over 360 Days	%
6th Class Counties														
Armstrong	136	29.7	149	32.5	78	17.0	23	5.0	15	3.3	15	3.3	42	9.2
Bedford	113	41.5	78	28.7	36	13.2	14	5.1	14	5.1	8	2.9	9	3.3
Bradford	145	52.2	53	19.1	32	11.5	11	4.0	7	2.5	12	4.3	18	6.5
Carbon	183	31.4	112	19.2	71	12.2	38	6.5	49	8.4	27	4.6	103	17.7
Clarion	105	42.9	83	33.9	35	14.3	12	4.9	3	1.2	1	0.4	6	2.4
Clearfield	117	38.0	70	22.7	50	16.2	27	8.8	10	3.2	3	1.0	31	10.1
Clinton	73	49.0	27	18.1	9	6.0	6	4.0	8	5.4	7	4.7	19	12.8
Columbia	152	16.8	169	18.7	132	14.6	103	11.4	71	7.9	56	6.2	220	24.4
Crawford	166	44.4	114	30.5	45	12.0	17	4.5	9	2.4	5	1.3	18	4.8
Elk	74	25.6	98	33.9	43	14.9	35	12.1	23	8.0	3	1.0	13	4.5
Greene	42	30.4	38	27.5	24	17.4	15	10.9	6	4.3	3	2.2	10	7.2
Huntingdon	101	31.4	90	28.0	56	17.4	26	8.1	4	1.2	9	2.8	36	11.2
Indiana	202	43.9	137	29.8	51	11.1	21	4.6	16	3.5	10	2.2	23	5.0
Jefferson	87	46.5	64	34.2	25	13.4	4	2.1	3	1.6	1	0.5	3	1.6
McKean	120	53.1	50	22.1	20	8.8	16	7.1	8	3.5	3	1.3	9	4.0
Mifflin	57	46.0	32	25.8	12	9.7	5	4.0	7	5.6	2	1.6	9	7.3
Perry	81	35.4	69	30.1	25	10.9	11	4.8	15	6.6	5	2.2	23	10.0
Pike	66	28.2	56	23.9	35	15.0	22	9.4	16	6.8	18	7.7	21	9.0
Somerset	153	32.7	123	26.3	59	12.6	40	8.5	28	6.0	14	3.0	51	10.9
Susquehanna	48	22.2	43	19.9	77	35.6	18	8.3	12	5.6	10	4.6	8	3.7
Tioga	76	36.7	52	25.1	20	9.7	21	10.1	17	8.2	8	3.9	13	6.3
Venango	80	38.3	89	42.6	12	5.7	11	5.3	6	2.9	3	1.4	8	3.8
Warren	63	34.1	51	27.6	26	14.1	15	8.1	14	7.6	2	1.1	14	7.6
Wayne	44	34.9	39	31.0	17	13.5	6	4.8	4	3.2	2	1.6	14	11.1
7th Class Counties														
Juniata	21	21.2	19	19.2	12	12.1	11	11.1	4	4.0	10	10.1	22	22.2
Snyder	82	31.1	68	25.8	57	21.6	22	8.3	11	4.2	7	2.7	17	6.4
Union	68	40.2	43	25.4	30	17.8	11	6.5	9	5.3	6	3.6	2	1.2
Wyoming	65	29.7	49	22.4	30	13.7	16	7.3	11	5.0	7	3.2	41	18.7
8th Class Counties														
Cameron	10	25.6	5	12.8	5	12.8	4	10.3	2	5.1	1	2.6	12	30.8
Forest	11	42.3	10	38.5	2	7.7	2	7.7	1	3.8	0	--	0	--
Fulton	18	28.1	15	23.4	5	7.8	0	--	0	--	1	1.6	25	39.1
Montour	27	20.8	27	20.8	9	6.9	18	13.8	11	8.5	8	6.2	30	23.1
Potter	43	38.4	39	34.8	8	7.1	10	8.9	5	4.5	0	--	7	6.3
Sullivan	5	16.7	2	6.7	1	3.3	0	--	0	--	0	--	22	73.3

COMMON PLEAS CRIMINAL

... cases in which a person is charged with having committed or omitted an act against the state.

Age of Pending Cases	A breakdown of the active criminal caseload by the interval of time elapsed from the date of first filing or refiling to the last day of the year. Age does not include lower court time elapsed from complaint or arrest until filing at the common pleas level.
Begin Pending	These are active cases awaiting adjudication at the start of the reporting period, or the first day of the year.
Cases Available for Processing	The sum of Begin Pending plus New Cases Filed plus Reopened Cases for the calendar year.
Cases Awaiting Sentencing	Refers to those cases in which a guilty verdict has been rendered or a guilty plea accepted, but for which the penalty has not yet been imposed.
Cases Processed	<p>To count as Processed, a case must have been Adjudicated or Closed during the reporting period. These cases are then categorized by disposition type and include:</p> <p>Diversiónary Disposition: A disposition category for cases in which the defendant is accepted into a state or county ARD (Accelerated Rehabilitative Disposition) program, which is a pre-trial diversionary program similar to probation. Upon successful completion of all conditions of the program, the defendant may petition the court to dismiss the charges. If an ARD is unsuccessful, the case will reappear in the active caseload as a Refiled/ Reopened Case.</p> <p>Guilty Plea: A disposition category for cases in which the defendant admits having committed an offense for which he is charged, or admits to a lesser felony, misdemeanor or summary offense.</p> <p>Inactive: A disposition category for cases in which the defendant is not available for processing, including defendants declared fugitive, those with a pre-adjudicatory warrant, and those in the custody of another jurisdiction.</p> <p>Jury Trial: A disposition category for cases adjudicated following the verdict of a jury.</p> <p>Non-Jury Trial: A disposition category for cases adjudicated by the verdict of a judge.</p> <p>Other: Includes cases that were processed with any disposition that is not counted in any other category. These can include specific dispositions such as <i>Defendant Deceased</i> or <i>Case Transferred</i>, but also cases that are <i>Uncategorized</i>, i.e. there is a change in status from Active to Adjudicated or Closed but there is no associated final disposition recorded on the case.</p>

Cases Processed (cont'd)**Withdrawn/Dismissed (quashed, nolle prosequi, etc.):**

Withdrawn: Cases in which the charges against the defendant have been retracted.

Dismissed: Cases in which the jurisdiction of the court is terminated by the court.

Nol Pros/Nolle Prosequi: A formal notice on the record that the prosecution will not proceed with the case that has been accepted by the court.

End Pending

The sum of Cases Available for Disposition less Cases Processed for the calendar year. This is the total number of cases awaiting disposition at the end of the year.

New Cases

A new criminal action is initiated with a Misdemeanor or Felony case held for or waived to common pleas court after a preliminary hearing. The unit of count is the OTN (Offense Tracking Number).

Misdemeanor: A statutory class of crime generally less serious than a felony offense and punishable by a fine, a jail term not to exceed five years, or both.

Felony: A crime, typically involving violence, regarded as more serious than a misdemeanor and punishable by imprisonment.

Refiled/Reopened Cases

Cases that were previously closed or inactive and became active during the reporting period. Included are cases that are re-filed, cases with a pre-adjudicatory warrant returned, cases previously disposed as a diversionary disposition but ARD was unsuccessful, or guilty plea was withdrawn.

CIVIL
CASELOAD

2014 COMMON PLEAS STATE TOTALS CIVIL CASELOAD

Civil Action & Civil Other

Cases Pending 1/1/14	292,132 (R)	<u>Age of Pending Civil Actions</u>		
Docketed Cases	139,980	0-6 Months	38,368	25.8%
Arbitration Appeals	2,680	7-12 Months	25,985	17.5%
Cases Transferred In	952	13-18 Months	15,918	10.7%
Returned to Active	5,825	19-24 Months	12,157	8.2%
Cases Available for Processing	441,569	25-30 Months	10,986	7.4%
		31-36 Months	10,230	6.9%
Cases Processed	183,983	37-42 Months	8,074	5.4%
		43-48 Months	9,501	6.4%
Cases Pending 12/31/14	257,586	49-54 Months	10,304	6.9%
		55-60 Months	3,434	2.3%
End Pending Breakdown:		61-66 Months	753	0.5%
		67-72 Months	580	0.4%
Civil Action	148,539	Over 72 Months	2,249	1.5%
Civil Other	109,047	Total	148,539	

Of the Docketed Cases:

Civil Action	80,925	57.8%
Civil Other	59,055	42.2%
Pro Se Filings	7,842	
Class Action Suits	116	
MDJ Appeals	5,606	

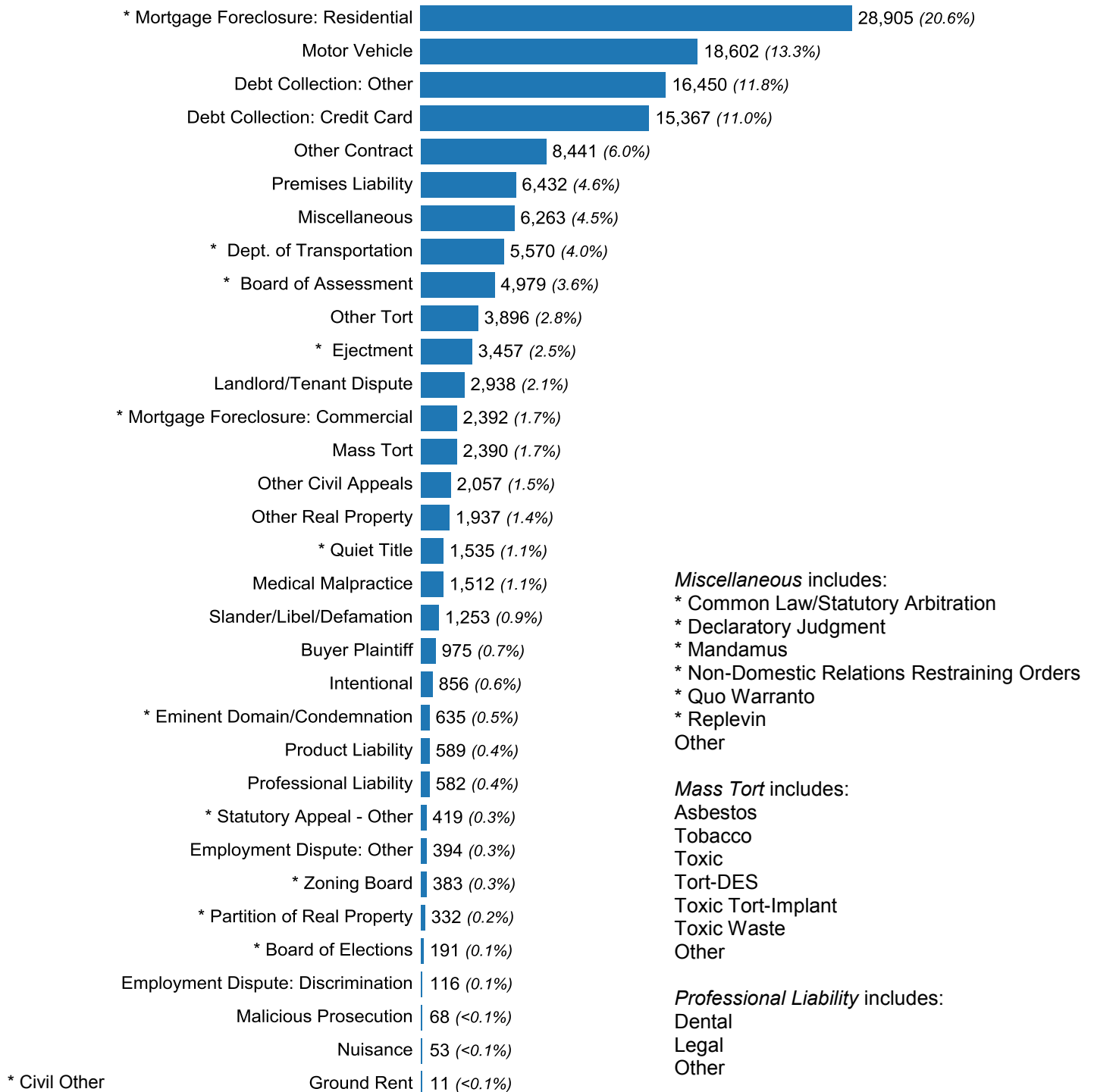
Processed By:

Default Judgments	43,486 (23.6%)
Settlements	39,832 (21.6%)
Administrative Purge	39,349 (21.4%)
Other	26,884 (14.6%)
Transferred/Withdrawn	10,228 (5.6%)
Dispositive Motions	7,548 (4.1%)
Moved to Inactive Status	7,381 (4.0%)
Decided by Arb. Board	6,702 (3.6%)
Non-Jury Trial	1,626 (0.9%)
Jury Trial	947 (0.5%)

(R) - Revised

2014 COMMON PLEAS STATE TOTALS

CIVIL CASE TYPES



Total Filings by Case Category

Real Property	42,142	30.1%	Miscellaneous	6,263	4.5%
Contract (does not include judgments)	41,743	29.8%	Mass Tort	2,390	1.7%
Tort (does not include mass tort)	31,749	22.7%	Professional Liability	2,094	1.5%
Civil Appeals - Administrative Agencies	13,599	9.7%	Total	139,980	

COMMON PLEAS CIVIL ACTION & CIVIL OTHER - 2014 FILINGS

End Pending Breakdown

	Begin Pending	Docketed Cases	Arb . Appeals	Cases Transf'd In	Returned to Active	Cases Processed	End Pending	Civil Action	Civil Other
1st Class County									
Philadelphia	31,832 (R)	29,813	1,468	309	2,470	35,346	30,546	22,816	7,730
2nd Class County									
Allegheny	63,491 (R)	16,715	296	0	0	8,057	72,445	43,412	29,033
2A Class Counties									
Bucks	13,272 (R)	6,786	74	75	0	11,241	8,966	6,137	2,829
Delaware	7,834 (R)	6,713	171	106	1,464	7,589	8,699	5,000	3,699
Montgomery	18,744	8,098	117	127	59	6,854	20,291	12,374	7,917
3rd Class Counties									
Berks	5,680	3,816	20	15	40	3,866	5,705	2,989	2,716
Chester	3,862	4,485	84	23	76	4,916	3,614	2,205	1,409
Cumberland	6,516 (R)	1,698	0	12	0	2,302	5,924	3,629	2,295
Dauphin	3,265	2,287	14	13	119	2,789	2,909	2,164	745
Erie	4,041	2,223	9	3	0	2,362	3,914	2,185	1,729
Lackawanna	7,643	3,064	13	206	19	2,068	8,877	4,959	3,918
Lancaster	8,523	2,908	7	0	0	2,514	8,924	6,037	2,887
Lehigh	3,188	3,986	48	18	71	4,435	2,876	1,789	1,087
Luzerne	6,550 (R)	4,134	214	0	5	3,164	7,739	4,208	3,531
Northampton	8,639	3,189	15	20	259	5,465	6,657	1,798	4,859
Westmoreland	11,920 (R)	3,331	33	0	682	7,290	8,676	1,870	6,806
York	29,076 (R)	4,431	13	0	3	29,853	3,670	2,423	1,247
4th Class Counties									
Beaver	1,661	1,656	5	0	141	2,131	1,332	919	413
Butler	1,788 (R)	1,198	0	7	0	1,180	1,813	1,173	640
Cambria	2,271	1,152	3	0	4	1,169	2,261	1,135	1,126
Centre	935	693	2	0	20	859	791	335	456
Fayette	1,982	1,331	6	0	13	1,307	2,025	1,272	753
Franklin	1,342 (R)	1,109	0	0	0	1,202	1,249	671	578
Monroe	10,240 (R)	3,935	0	0	0	6,925	7,250	1,950	5,300
Schuylkill	3,010	1,516	0	0	7	2,130	2,403	1,573	830
Washington	2,530	1,668	17	0	0	1,092	3,123	313	2,810
5th Class Counties									
Adams	964	735	2	0	13	1,438	276	226	50
Blair	705	973	2	4	147	1,235	596	391	205
Lawrence	1,030 (R)	750	0	0	4	775	1,009	629	380
Lebanon	1,208	1,018	1	2	7	925	1,311	859	452
Lycoming	818	1,013	2	0	0	949	884	466	418
Mercer	1,406	951	0	0	0	1,425	932	623	309
Northumberland	943 (R)	703	0	6	0	614	1,038	516	522

(R) - Revised

COMMON PLEAS CIVIL ACTION & CIVIL OTHER - 2014 FILINGS

End Pending Breakdown

	Begin Pending	Docketed Cases	Arb . Appeals	Cases Transf'd In	Returned to Active	Cases Processed	End Pending	Civil Action	Civil Other
6th Class Counties									
Armstrong	610	522	0	0	0	649	483	268	215
Bedford	623 (R)	359	0	0	0	264	718	374	344
Bradford	724	481	1	0	0	293	913	479	434
Carbon	740	950	8	1	23	1,077	645	309	336
Clarion	334	326	0	0	1	419	242	136	106
Clearfield	973	621	0	0	0	860	734	319	415
Clinton	255 (R)	345	2	0	0	211	391	191	200
Columbia	831	451	0	0	0	477	805	455	350
Crawford	4,676 (R)	571	4	0	8	4,073	1,186	542	644
Elk	465 (R)	187	1	0	0	215	438	201	237
Greene	1,061 (R)	293	4	2	0	500	860	238	622
Huntingdon	789	281	0	0	6	511	565	211	354
Indiana	1,161	481	0	2	0	580	1,064	545	519
Jefferson	341 (R)	304	0	0	0	332	313	195	118
McKean	340	279	0	0	0	324	295	135	160
Mifflin	665 (R)	291	0	0	10	679	287	141	146
Perry	281	248	1	0	0	324	206	175	31
Pike	1,668 (R)	1,158	9	0	0	1,227	1,608	727	881
Somerset	1,035	550	0	0	11	771	825	464	361
Susquehanna	719 (R)	379	0	0	0	210	888	505	383
Tioga	2,360	278	1	0	0	1,362	1,277	706	571
Venango	794	368	0	0	0	445	717	354	363
Warren	460 (R)	265	0	0	0	313	412	234	178
Wayne	464	640	10	0	140	755	499	232	267
7th Class Counties									
Juniata	631 (R)	110	0	0	0	287	454	215	239
Snyder	172	208	2	0	2	236	148	106	42
Union	218	236	1	0	1	269	187	139	48
Wyoming	635	247	0	0	0	282	600	301	299
8th Class Counties									
Cameron	82 (R)	35	0	0	0	49	68	17	51
Forest	89	48	0	0	0	75	62	32	30
Fulton	123	97	0	0	0	131	89	51	38
Montour	438	127	0	1	0	102	464	349	115
Potter	310	127	0	0	0	148	289	113	176
Sullivan	156	39	0	0	0	66	129	34	95

(R) - Revised

COMMON PLEAS CIVIL ACTION & CIVIL OTHER - 2014 DOCKETED CASES BY CASE TYPE

	Real Property	%	Contract	%	Tort	%	Civil Appeals (Administrative Agencies)	%	Miscellaneous	%
1st Class County										
Philadelphia	6,319	21.2	4,304	14.4	13,806	46.3	1,484	5.0	1,255	4.2
2nd Class County										
Allegheny	4,446	26.6	4,317	25.8	2,846	17.0	4,569	27.3	122	0.7
2A Class Counties										
Bucks	1,868	27.5	2,583	38.1	1,255	18.5	626	9.2	367	5.4
Delaware	2,441	36.4	1,773	26.4	1,620	24.1	724	10.8	71	1.1
Montgomery	2,167	26.8	2,851	35.2	1,841	22.7	578	7.1	497	6.1
3rd Class Counties										
Berks	1,517	39.8	1,234	32.3	518	13.6	332	8.7	171	4.5
Chester	1,173	26.2	2,055	45.8	677	15.1	311	6.9	214	4.8
Cumberland	597	35.2	666	39.2	251	14.8	95	5.6	58	3.4
Dauphin	882	38.6	473	20.7	501	21.9	142	6.2	204	8.9
Erie	638	28.7	948	42.6	348	15.7	158	7.1	81	3.6
Lackawanna	722	23.6	1,055	34.4	697	22.7	337	11.0	215	7.0
Lancaster	976	33.6	1,192	41.0	466	16.0	100	3.4	124	4.3
Lehigh	1,341	33.6	1,441	36.2	704	17.7	361	9.1	80	2.0
Luzerne	1,295	31.3	1,392	33.7	807	19.5	340	8.2	234	5.7
Northampton	1,125	35.3	1,164	36.5	492	15.4	235	7.4	82	2.6
Westmoreland	1,120	33.6	1,043	31.3	450	13.5	411	12.3	269	8.1
York	1,693	38.2	1,659	37.4	442	10.0	476	10.7	115	2.6
4th Class Counties										
Beaver	631	38.1	477	28.8	209	12.6	156	9.4	153	9.2
Butler	374	31.2	466	38.9	200	16.7	87	7.3	51	4.3
Cambria	383	33.2	453	39.3	117	10.2	74	6.4	74	6.4
Centre	181	26.1	257	37.1	102	14.7	112	16.2	25	3.6
Fayette	420	31.6	541	40.6	199	15.0	60	4.5	84	6.3
Franklin	436	39.3	442	39.9	117	10.6	46	4.1	59	5.3
Monroe	2,260	57.4	895	22.7	363	9.2	246	6.3	156	4.0
Schuylkill	476	31.4	577	38.1	276	18.2	111	7.3	45	3.0
Washington	533	32.0	157	9.4	378	22.7	381	22.8	193	11.6
5th Class Counties										
Adams	257	35.0	278	37.8	80	10.9	61	8.3	58	7.9
Blair	282	29.0	467	48.0	102	10.5	55	5.7	50	5.1
Lawrence	259	34.5	292	38.9	121	16.1	23	3.1	42	5.6
Lebanon	377	37.0	401	39.4	114	11.2	56	5.5	59	5.8
Lycoming	243	24.0	483	47.7	147	14.5	51	5.0	81	8.0
Mercer	331	34.8	377	39.6	123	12.9	37	3.9	66	6.9
Northumberland	235	33.4	280	39.8	99	14.1	28	4.0	52	7.4

A breakdown of case types can be found at www.pacourts.us.

COMMON PLEAS CIVIL ACTION & CIVIL OTHER - 2014 DOCKETED CASES BY CASE TYPE

	Mass Tort	%	Professional Liability	%	Docketed Cases	Of the Docketed Cases:		
						Pro Se Filings	Class Action Suits	MDJ Appeals
1st Class County								
Philadelphia	2,145	7.2	500	1.7	29,813	0	30	0
2nd Class County								
Allegheny	67	0.4	348	2.1	16,715	3,967	17	831
2A Class Counties								
Bucks	11	0.2	76	1.1	6,786	255	1	226
Delaware	4	0.1	80	1.2	6,713	179	3	342
Montgomery	9	0.1	155	1.9	8,098	121	5	30
3rd Class Counties								
Berks	1	<0.1	43	1.1	3,816	133	1	338
Chester	2	<0.1	53	1.2	4,485	251	11	279
Cumberland	1	0.1	30	1.8	1,698	120	1	117
Dauphin	28	1.2	57	2.5	2,287	300	1	266
Erie	1	<0.1	49	2.2	2,223	148	5	172
Lackawanna	1	<0.1	37	1.2	3,064	0	0	146
Lancaster	1	<0.1	49	1.7	2,908	26	4	118
Lehigh	1	<0.1	58	1.5	3,986	177	1	211
Luzerne	0	--	66	1.6	4,134	205	2	229
Northampton	70	2.2	21	0.7	3,189	188	0	176
Westmoreland	1	<0.1	37	1.1	3,331	276	0	237
York	3	0.1	43	1.0	4,431	358	0	159
4th Class Counties								
Beaver	6	0.4	24	1.4	1,656	125	0	135
Butler	0	--	20	1.7	1,198	72	2	130
Cambria	23	2.0	28	2.4	1,152	89	0	97
Centre	0	--	16	2.3	693	91	1	62
Fayette	2	0.2	25	1.9	1,331	1	5	133
Franklin	0	--	9	0.8	1,109	59	5	29
Monroe	1	<0.1	14	0.4	3,935	6	6	93
Schuylkill	1	0.1	30	2.0	1,516	44	0	98
Washington	7	0.4	19	1.1	1,668	0	0	124
5th Class Counties								
Adams	0	--	1	0.1	735	46	1	35
Blair	0	--	17	1.7	973	3	0	75
Lawrence	0	--	13	1.7	750	12	2	25
Lebanon	0	--	11	1.1	1,018	58	0	57
Lycoming	0	--	8	0.8	1,013	0	0	15
Mercer	0	--	17	1.8	951	28	2	43
Northumberland	0	--	9	1.3	703	33	2	15

A breakdown of case types can be found at www.pacourts.us.

COMMON PLEAS CIVIL ACTION & CIVIL OTHER - 2014 DOCKETED CASES BY CASE TYPE

	Real Property	%	Contract	%	Tort	%	Civil Appeals (Administrative Agencies)	%	Miscellaneous	%
6th Class Counties										
Armstrong	186	35.6	195	37.4	71	13.6	38	7.3	27	5.2
Bedford	137	38.2	172	47.9	21	5.8	18	5.0	10	2.8
Bradford	110	22.9	193	40.1	51	10.6	51	10.6	65	13.5
Carbon	442	46.5	296	31.2	93	9.8	47	4.9	71	7.5
Clarion	114	35.0	111	34.0	28	8.6	45	13.8	25	7.7
Clearfield	163	26.2	263	42.4	71	11.4	33	5.3	82	13.2
Clinton	119	34.5	132	38.3	34	9.9	30	8.7	28	8.1
Columbia	127	28.2	197	43.7	74	16.4	25	5.5	22	4.9
Crawford	178	31.2	234	41.0	71	12.4	39	6.8	39	6.8
Elk	56	29.9	90	48.1	15	8.0	6	3.2	16	8.6
Greene	90	30.7	112	38.2	32	10.9	32	10.9	23	7.8
Huntingdon	100	35.6	109	38.8	30	10.7	15	5.3	24	8.5
Indiana	140	29.1	214	44.5	63	13.1	30	6.2	27	5.6
Jefferson	72	23.7	132	43.4	31	10.2	30	9.9	34	11.2
McKean	90	32.3	117	41.9	27	9.7	12	4.3	26	9.3
Mifflin	92	31.6	126	43.3	15	5.2	24	8.2	30	10.3
Perry	81	32.7	103	41.5	20	8.1	14	5.6	30	12.1
Pike	673	58.1	328	28.3	78	6.7	32	2.8	46	4.0
Somerset	166	30.2	244	44.4	74	13.5	39	7.1	17	3.1
Susquehanna	120	31.7	170	44.9	49	12.9	20	5.3	20	5.3
Tioga	59	21.2	141	50.7	36	12.9	9	3.2	33	11.9
Venango	117	31.8	142	38.6	46	12.5	36	9.8	22	6.0
Warren	104	39.2	101	38.1	30	11.3	15	5.7	15	5.7
Wayne	248	38.8	250	39.1	82	12.8	32	5.0	25	3.9
7th Class Counties										
Juniata	36	32.7	47	42.7	12	10.9	4	3.6	10	9.1
Snyder	51	24.5	102	49.0	30	14.4	13	6.3	12	5.8
Union	30	12.7	142	60.2	29	12.3	7	3.0	17	7.2
Wyoming	65	26.3	100	40.5	36	14.6	18	7.3	25	10.1
8th Class Counties										
Cameron	19	54.3	11	31.4	0	--	4	11.4	1	2.9
Forest	17	35.4	11	22.9	8	16.7	5	10.4	3	6.3
Fulton	31	32.0	52	53.6	4	4.1	5	5.2	5	5.2
Montour	38	29.7	51	39.8	13	10.2	2	1.6	8	6.3
Potter	58	45.7	49	38.6	4	3.1	4	3.1	12	9.4
Sullivan	15	38.5	13	33.3	3	7.7	2	5.1	6	15.4

A breakdown of case types can be found at www.pacourts.us.

COMMON PLEAS CIVIL ACTION & CIVIL OTHER - 2014 DOCKETED CASES BY CASE TYPE

	Of the Docketed Cases:							
	Mass Tort	%	Professional Liability	%	Docketed Cases	Pro Se Filings	Class Action Suits	MDJ Appeals
6th Class Counties								
Armstrong	0	--	5	1.0	522	26	1	35
Bedford	1	0.3	0	--	359	0	0	2
Bradford	0	--	11	2.3	481	20	0	25
Carbon	0	--	1	0.1	950	75	0	48
Clarion	0	--	3	0.9	326	30	0	24
Clearfield	0	--	9	1.4	621	1	0	49
Clinton	0	--	2	0.6	345	6	0	9
Columbia	1	0.2	5	1.1	451	24	0	42
Crawford	0	--	10	1.8	571	49	2	38
Elk	1	0.5	3	1.6	187	2	0	11
Greene	0	--	4	1.4	293	3	0	33
Huntingdon	0	--	3	1.1	281	36	0	19
Indiana	0	--	7	1.5	481	23	3	31
Jefferson	0	--	5	1.6	304	19	0	13
McKean	0	--	7	2.5	279	21	0	11
Mifflin	0	--	4	1.4	291	14	0	10
Perry	0	--	0	--	248	0	0	1
Pike	0	--	1	0.1	1,158	27	0	17
Somerset	0	--	10	1.8	550	20	1	30
Susquehanna	0	--	0	--	379	2	0	4
Tioga	0	--	0	--	278	6	0	2
Venango	1	0.3	4	1.1	368	14	0	28
Warren	0	--	0	--	265	0	0	0
Wayne	0	--	3	0.5	640	15	1	37
7th Class Counties								
Juniata	0	--	1	0.9	110	0	0	4
Snyder	0	--	0	--	208	1	0	9
Union	0	--	11	4.7	236	23	0	15
Wyoming	0	--	3	1.2	247	5	0	7
8th Class Counties								
Cameron	0	--	0	--	35	0	0	3
Forest	0	--	4	8.3	48	3	0	0
Fulton	0	--	0	--	97	2	0	0
Montour	0	--	15	11.8	127	0	0	0
Potter	0	--	0	--	127	4	0	5
Sullivan	0	--	0	--	39	0	0	1

A breakdown of case types can be found at www.pacourts.us.

COMMON PLEAS CIVIL ACTION & CIVIL OTHER - 2014 PROCESSED

Non-Trial:

	Default Judgments	%	Settlements	%	Admin. Purge	%	Other	%	Transferred/ Withdrawn	%
1st Class County										
Philadelphia	3,650	10.3	8,394	23.7	0	--	16,250	46.0	532	1.5
2nd Class County										
Allegheny	0	--	5,816	72.2	0	--	11	0.1	116	1.4
2A Class Counties										
Bucks	2,234	19.9	210	1.9	4,446	39.6	1,015	9.0	2,966	26.4
Delaware	2,306	30.4	2,130	28.1	0	--	828	10.9	813	10.7
Montgomery	2,198	32.1	2,899	42.3	960	14.0	38	0.6	427	6.2
3rd Class Counties										
Berks	1,397	36.1	1,170	30.3	233	6.0	129	3.3	379	9.8
Chester	1,710	34.8	1,417	28.8	0	--	215	4.4	232	4.7
Cumberland	580	25.2	781	33.9	773	33.6	19	0.8	62	2.7
Dauphin	819	29.4	535	19.2	400	14.3	555	19.9	73	2.6
Erie	1,023	43.3	919	38.9	0	--	7	0.3	87	3.7
Lackawanna	178	8.6	732	35.4	0	--	206	10.0	364	17.6
Lancaster	1,244	49.5	31	1.2	1	<0.1	1,053	41.9	24	1.0
Lehigh	1,487	33.5	1,139	25.7	82	1.8	372	8.4	752	17.0
Luzerne	1,445	45.7	342	10.8	0	--	0	--	25	0.8
Northampton	1,336	24.4	69	1.3	0	--	138	2.5	1,931	35.3
Westmoreland	2,514	34.5	2,010	27.6	1,942	26.6	92	1.3	317	4.3
York	2,864	9.6	87	0.3	25,724	86.2	706	2.4	2	<0.1
4th Class Counties										
Beaver	700	32.8	498	23.4	274	12.9	532	25.0	9	0.4
Butler	382	32.4	546	46.3	178	15.1	19	1.6	8	0.7
Cambria	400	34.2	443	37.9	130	11.1	119	10.2	10	0.9
Centre	213	24.8	300	34.9	37	4.3	78	9.1	50	5.8
Fayette	439	33.6	498	38.1	127	9.7	4	0.3	17	1.3
Franklin	450	37.4	494	41.1	176	14.6	8	0.7	35	2.9
Monroe	3,038	43.9	2,409	34.8	627	9.1	141	2.0	125	1.8
Schuylkill	733	34.4	493	23.1	338	15.9	107	5.0	56	2.6
Washington	506	46.3	87	8.0	266	24.4	13	1.2	48	4.4
5th Class Counties										
Adams	415	28.9	548	38.1	110	7.6	269	18.7	16	1.1
Blair	428	34.7	561	45.4	0	--	176	14.3	10	0.8
Lawrence	262	33.8	22	2.8	86	11.1	358	46.2	5	0.6
Lebanon	458	49.5	177	19.1	0	--	110	11.9	49	5.3
Lycoming	357	37.6	338	35.6	108	11.4	37	3.9	42	4.4
Mercer	511	35.9	420	29.5	314	22.0	7	0.5	2	0.1
Northumberland	253	41.2	268	43.6	46	7.5	32	5.2	2	0.3

COMMON PLEAS CIVIL ACTION & CIVIL OTHER - 2014 PROCESSED

	Dispositive Motions	%	Moved to Inactive Status	%	Decided By Arb. Board	%	Trial:		Jury Trial	%	Total Cases Processed
							Non-Jury Trial				
1st Class County											
Philadelphia	1,156	3.3	2,764	7.8	1,909	5.4	328	0.9	363	1.0	35,346
2nd Class County											
Allegheny	0	--	189	2.3	1,415	17.6	460	5.7	50	0.6	8,057
2A Class Counties											
Bucks	0	--	0	--	204	1.8	18	0.2	148	1.3	11,241
Delaware	357	4.7	438	5.8	520	6.9	142	1.9	55	0.7	7,589
Montgomery	0	--	0	--	303	4.4	6	0.1	23	0.3	6,854
3rd Class Counties											
Berks	345	8.9	92	2.4	85	2.2	14	0.4	22	0.6	3,866
Chester	810	16.5	96	2.0	331	6.7	74	1.5	31	0.6	4,916
Cumberland	0	--	1	<0.1	84	3.6	0	--	2	0.1	2,302
Dauphin	39	1.4	187	6.7	50	1.8	119	4.3	12	0.4	2,789
Erie	177	7.5	92	3.9	42	1.8	7	0.3	8	0.3	2,362
Lackawanna	443	21.4	0	--	114	5.5	17	0.8	14	0.7	2,068
Lancaster	79	3.1	26	1.0	39	1.6	1	<0.1	16	0.6	2,514
Lehigh	119	2.7	133	3.0	289	6.5	34	0.8	28	0.6	4,435
Luzerne	1,230	38.9	0	--	114	3.6	0	--	8	0.3	3,164
Northampton	92	1.7	1,716	31.4	127	2.3	46	0.8	10	0.2	5,465
Westmoreland	171	2.3	85	1.2	126	1.7	23	0.3	10	0.1	7,290
York	367	1.2	10	<0.1	89	0.3	1	<0.1	3	--	29,853
4th Class Counties											
Beaver	14	0.7	44	2.1	44	2.1	7	0.3	9	0.4	2,131
Butler	11	0.9	8	0.7	23	1.9	4	0.3	1	0.1	1,180
Cambria	38	3.3	0	--	14	1.2	11	0.9	4	0.3	1,169
Centre	76	8.8	11	1.3	38	4.4	16	1.9	40	4.7	859
Fayette	180	13.8	1	0.1	31	2.4	9	0.7	1	0.1	1,307
Franklin	6	0.5	1	0.1	26	2.2	1	0.1	5	0.4	1,202
Monroe	40	0.6	321	4.6	194	2.8	11	0.2	19	0.3	6,925
Schuylkill	335	15.7	26	1.2	33	1.5	7	0.3	2	0.1	2,130
Washington	133	12.2	0	--	24	2.2	5	0.5	10	0.9	1,092
5th Class Counties											
Adams	43	3.0	22	1.5	12	0.8	3	0.2	0	--	1,438
Blair	4	0.3	27	2.2	18	1.5	9	0.7	2	0.2	1,235
Lawrence	24	3.1	6	0.8	8	1.0	0	--	4	0.5	775
Lebanon	54	5.8	8	0.9	29	3.1	38	4.1	2	0.2	925
Lycoming	4	0.4	25	2.6	23	2.4	10	1.1	5	0.5	949
Mercer	149	10.5	0	--	20	1.4	1	0.1	1	0.1	1,425
Northumberland	0	--	3	0.5	10	1.6	0	--	0	--	614

COMMON PLEAS CIVIL ACTION & CIVIL OTHER - 2014 PROCESSED

Non-Trial:

	Default Judgments	%	Settlements	%	Admin. Purge	%	Other	%	Transferred/ Withdrawn	%
6th Class Counties										
Armstrong	225	34.7	30	4.6	91	14.0	234	36.1	11	1.7
Bedford	124	47.0	18	6.8	0	--	116	43.9	4	1.5
Bradford	164	56.0	105	35.8	0	--	2	0.7	8	2.7
Carbon	402	37.3	295	27.4	9	0.8	37	3.4	53	4.9
Clarion	79	18.9	74	17.7	96	22.9	95	22.7	26	6.2
Clearfield	462	53.7	81	9.4	0	--	175	20.3	11	1.3
Clinton	17	8.1	96	45.5	21	10.0	67	31.8	3	1.4
Columbia	147	30.8	29	6.1	119	24.9	16	3.4	133	27.9
Crawford	2,286	56.1	121	3.0	77	1.9	1,072	26.3	60	1.5
Elk	68	31.6	65	30.2	1	0.5	27	12.6	3	1.4
Greene	102	20.4	296	59.2	88	17.6	0	--	0	--
Huntingdon	114	22.3	14	2.7	87	17.0	282	55.2	1	0.2
Indiana	204	35.2	247	42.6	18	3.1	33	5.7	9	1.6
Jefferson	101	30.4	92	27.7	44	13.3	13	3.9	1	0.3
McKean	112	34.6	79	24.4	6	1.9	86	26.5	5	1.5
Mifflin	204	30.0	223	32.8	136	20.0	92	13.5	17	2.5
Perry	122	37.7	93	28.7	22	6.8	80	24.7	4	1.2
Pike	622	50.7	59	4.8	247	20.1	257	20.9	18	1.5
Somerset	206	26.7	223	28.9	194	25.2	38	4.9	30	3.9
Susquehanna	126	60.0	77	36.7	1	0.5	2	1.0	4	1.9
Tioga	76	5.6	63	4.6	269	19.8	0	--	0	--
Venango	117	26.3	25	5.6	75	16.9	185	41.6	31	7.0
Warren	123	39.3	159	50.8	0	--	21	6.7	0	--
Wayne	282	37.4	102	13.5	0	--	163	21.6	142	18.8
7th Class Counties										
Juniata	1	0.3	0	--	238	82.9	46	16.0	2	0.7
Snyder	103	43.6	78	33.1	8	3.4	15	6.4	9	3.8
Union	85	31.6	106	39.4	12	4.5	5	1.9	12	4.5
Wyoming	85	30.1	68	24.1	18	6.4	0	--	22	7.8
8th Class Counties										
Cameron	27	55.1	1	2.0	0	--	18	36.7	2	4.1
Forest	17	22.7	5	6.7	17	22.7	27	36.0	3	4.0
Fulton	62	47.3	20	15.3	15	11.5	25	19.1	2	1.5
Montour	24	23.5	60	58.8	7	6.9	5	4.9	2	2.0
Potter	57	38.5	34	23.0	39	26.4	6	4.1	6	4.1
Sullivan	10	15.2	11	16.7	16	24.2	0	--	8	12.1

COMMON PLEAS CIVIL ACTION & CIVIL OTHER - 2014 PROCESSED

	Dispositive Motions		Moved to Inactive Status		Decided By Arb. Board		Trial:			Total Cases Processed	
		%		%		%	Non-Jury Trial	%	Jury Trial		%
6th Class Counties											
Armstrong	39	6.0	2	0.3	14	2.2	3	0.5	0	--	649
Bedford	1	0.4	0	--	0	--	1	0.4	0	--	264
Bradford	6	2.0	1	0.3	4	1.4	3	1.0	0	--	293
Carbon	91	8.4	28	2.6	61	5.7	95	8.8	6	0.6	1,077
Clarion	41	9.8	0	--	6	1.4	1	0.2	1	0.2	419
Clearfield	121	14.1	0	--	8	0.9	1	0.1	1	0.1	860
Clinton	0	--	1	0.5	0	--	5	2.4	1	0.5	211
Columbia	16	3.4	0	--	15	3.1	0	--	2	0.4	477
Crawford	381	9.4	40	1.0	21	0.5	11	0.3	4	0.1	4,073
Elk	38	17.7	5	2.3	5	2.3	2	0.9	1	0.5	215
Greene	1	0.2	0	--	9	1.8	3	0.6	1	0.2	500
Huntingdon	11	2.2	0	--	2	0.4	0	--	0	--	511
Indiana	26	4.5	14	2.4	23	4.0	2	0.3	4	0.7	580
Jefferson	56	16.9	0	--	7	2.1	16	4.8	2	0.6	332
McKean	0	--	0	--	35	10.8	0	--	1	0.3	324
Mifflin	1	0.1	4	0.6	2	0.3	0	--	0	--	679
Perry	0	--	1	0.3	1	0.3	1	0.3	0	--	324
Pike	0	--	0	--	6	0.5	14	1.1	4	0.3	1,227
Somerset	54	7.0	6	0.8	10	1.3	8	1.0	2	0.3	771
Susquehanna	0	--	0	--	0	--	0	--	0	--	210
Tioga	25	1.8	923	67.8	4	0.3	2	0.1	0	--	1,362
Venango	0	--	10	2.2	1	0.2	0	--	1	0.2	445
Warren	1	0.3	1	0.3	5	1.6	2	0.6	1	0.3	313
Wayne	15	2.0	5	0.7	37	4.9	9	1.2	0	--	755
7th Class Counties											
Juniata	0	--	0	--	0	--	0	--	0	--	287
Snyder	10	4.2	0	--	10	4.2	2	0.8	1	0.4	236
Union	18	6.7	1	0.4	5	1.9	23	8.6	2	0.7	269
Wyoming	69	24.5	3	1.1	16	5.7	0	--	1	0.4	282
8th Class Counties											
Cameron	1	2.0	0	--	0	--	0	--	0	--	49
Forest	3	4.0	0	--	2	2.7	0	--	1	1.3	75
Fulton	0	--	4	3.1	3	2.3	0	--	0	--	131
Montour	3	2.9	0	--	0	--	0	--	1	1.0	102
Potter	5	3.4	0	--	0	--	0	--	1	0.7	148
Sullivan	19	28.8	0	--	2	3.0	0	--	0	--	66

COMMON PLEAS CIVIL ACTION - 2014 AGE OF PENDING CASES

	0-6 Months	%	7-12 Months	%	13-18 Months	%	19-24 Months	%	25-30 Months	%	31-36 Months	%	37-42 Months	%
1st Class County														
Philadelphia	9,984	43.8	6,746	29.6	2,152	9.4	871	3.8	313	1.4	173	0.8	70	0.3
2nd Class County														
Allegheny	4,468	10.3	3,688	8.5	4,044	9.3	3,629	8.4	3,654	8.4	4,664	10.7	4,626	10.7
2A Class Counties														
Bucks	1,784	29.1	982	16.0	787	12.8	651	10.6	537	8.8	306	5.0	200	3.3
Delaware	1,579	31.6	1,044	20.9	656	13.1	499	10.0	684	13.7	270	5.4	79	1.6
Montgomery	2,180	17.6	3,711	30.0	1,183	9.6	995	8.0	942	7.6	848	6.9	562	4.5
3rd Class Counties														
Berks	817	27.3	453	15.2	396	13.2	310	10.4	304	10.2	217	7.3	127	4.2
Chester	1,309	59.4	374	17.0	198	9.0	83	3.8	38	1.7	33	1.5	19	0.9
Cumberland	400	11.0	229	6.3	329	9.1	279	7.7	301	8.3	389	10.7	311	8.6
Dauphin	513	23.7	296	13.7	255	11.8	194	9.0	157	7.3	136	6.3	82	3.8
Erie	567	25.9	269	12.3	260	11.9	187	8.6	191	8.7	160	7.3	171	7.8
Lackawanna	2,159	43.5	1,736	35.0	454	9.2	326	6.6	168	3.4	82	1.7	20	0.4
Lancaster	933	15.5	556	9.2	764	12.7	554	9.2	815	13.5	552	9.1	623	10.3
Lehigh	928	51.9	358	20.0	200	11.2	87	4.9	58	3.2	41	2.3	18	1.0
Luzerne	1,042	24.8	712	16.9	653	15.5	601	14.3	608	14.4	588	14.0	4	0.1
Northampton	830	46.2	415	23.1	230	12.8	140	7.8	79	4.4	28	1.6	23	1.3
Westmoreland	634	33.9	336	18.0	266	14.2	220	11.8	132	7.1	97	5.2	94	5.0
York	1,609	66.4	337	13.9	164	6.8	115	4.7	120	5.0	59	2.4	12	0.5
4th Class Counties														
Beaver	315	34.3	175	19.0	117	12.7	105	11.4	73	7.9	70	7.6	33	3.6
Butler	293	25.0	217	18.5	168	14.3	113	9.6	128	10.9	103	8.8	38	3.2
Cambria	247	21.8	144	12.7	127	11.2	324	28.5	82	7.2	80	7.0	126	11.1
Centre	137	40.9	56	16.7	49	14.6	30	9.0	27	8.1	9	2.7	13	3.9
Fayette	364	28.6	185	14.5	164	12.9	130	10.2	137	10.8	76	6.0	44	3.5
Franklin	205	30.6	147	21.9	96	14.3	53	7.9	61	9.1	58	8.6	23	3.4
Monroe	542	27.8	331	17.0	297	15.2	242	12.4	199	10.2	95	4.9	60	3.1
Schuylkill	302	19.2	197	12.5	158	10.0	130	8.3	135	8.6	158	10.0	115	7.3
Washington	189	60.4	79	25.2	15	4.8	12	3.8	10	3.2	6	1.9	1	0.3
5th Class Counties														
Adams	109	48.2	54	23.9	36	15.9	9	4.0	5	2.2	4	1.8	7	3.1
Blair	174	44.5	62	15.9	43	11.0	37	9.5	19	4.9	16	4.1	13	3.3
Lawrence	186	29.6	115	18.3	83	13.2	56	8.9	47	7.5	34	5.4	28	4.5
Lebanon	288	33.5	121	14.1	95	11.1	93	10.8	62	7.2	82	9.5	41	4.8
Lycoming	232	49.8	153	32.8	63	13.5	18	3.9	0	--	0	--	0	--
Mercer	193	31.0	115	18.5	126	20.2	54	8.7	41	6.6	19	3.0	21	3.4
Northumberland	133	25.8	98	19.0	79	15.3	61	11.8	37	7.2	45	8.7	18	3.5

COMMON PLEAS CIVIL ACTION - 2014 AGE OF PENDING CASES

	43-48 Months	%	49-54 Months	%	55-60 Months	%	61-66 Months	%	67-72 Months	%	Over 72 Months	%	Total
1st Class County													
Philadelphia	1,373	6.0	689	3.0	283	1.2	60	0.3	4	<0.1	98	0.4	22,816
2nd Class County													
Allegheny	5,396	12.4	6,950	16.0	2,293	5.3	0	--	0	--	0	--	43,412
2A Class Counties													
Bucks	177	2.9	170	2.8	112	1.8	106	1.7	87	1.4	238	3.9	6,137
Delaware	70	1.4	53	1.1	20	0.4	10	0.2	7	0.1	29	0.6	5,000
Montgomery	497	4.0	286	2.3	241	1.9	199	1.6	184	1.5	546	4.4	12,374
3rd Class Counties													
Berks	81	2.7	70	2.3	50	1.7	27	0.9	14	0.5	123	4.1	2,989
Chester	11	0.5	11	0.5	15	0.7	7	0.3	13	0.6	94	4.3	2,205
Cumberland	302	8.3	503	13.9	143	3.9	137	3.8	111	3.1	195	5.4	3,629
Dauphin	71	3.3	44	2.0	44	2.0	35	1.6	21	1.0	316	14.6	2,164
Erie	129	5.9	147	6.7	22	1.0	26	1.2	12	0.5	44	2.0	2,185
Lackawanna	6	0.1	1	<0.1	2	<0.1	3	0.1	1	<0.1	1	<0.1	4,959
Lancaster	521	8.6	701	11.6	4	0.1	1	<0.1	4	0.1	9	0.1	6,037
Lehigh	12	0.7	16	0.9	6	0.3	14	0.8	7	0.4	44	2.5	1,789
Luzerne	0	--	0	--	0	--	0	--	0	--	0	--	4,208
Northampton	21	1.2	12	0.7	7	0.4	3	0.2	5	0.3	5	0.3	1,798
Westmoreland	60	3.2	19	1.0	2	0.1	2	0.1	2	0.1	6	0.3	1,870
York	1	<0.1	3	0.1	3	0.1	0	--	0	--	0	--	2,423
4th Class Counties													
Beaver	26	2.8	5	0.5	0	--	0	--	0	--	0	--	919
Butler	47	4.0	37	3.2	5	0.4	5	0.4	2	0.2	17	1.4	1,173
Cambria	0	--	1	0.1	1	0.1	1	0.1	1	0.1	1	0.1	1,135
Centre	6	1.8	1	0.3	0	--	0	--	0	--	7	2.1	335
Fayette	31	2.4	34	2.7	26	2.0	17	1.3	16	1.3	48	3.8	1,272
Franklin	21	3.1	7	1.0	0	--	0	--	0	--	0	--	671
Monroe	65	3.3	36	1.8	27	1.4	9	0.5	14	0.7	33	1.7	1,950
Schuylkill	50	3.2	37	2.4	26	1.7	24	1.5	25	1.6	216	13.7	1,573
Washington	1	0.3	0	--	0	--	0	--	0	--	0	--	313
5th Class Counties													
Adams	1	0.4	0	--	0	--	1	0.4	0	--	0	--	226
Blair	9	2.3	6	1.5	3	0.8	2	0.5	0	--	7	1.8	391
Lawrence	25	4.0	18	2.9	11	1.7	1	0.2	2	0.3	23	3.7	629
Lebanon	35	4.1	42	4.9	0	--	0	--	0	--	0	--	859
Lycoming	0	--	0	--	0	--	0	--	0	--	0	--	466
Mercer	13	2.1	15	2.4	4	0.6	9	1.4	4	0.6	9	1.4	623
Northumberland	14	2.7	15	2.9	6	1.2	3	0.6	7	1.4	0	--	516

COMMON PLEAS CIVIL ACTION - 2014 AGE OF PENDING CASES

	0-6 Months	%	7-12 Months	%	13-18 Months	%	19-24 Months	%	25-30 Months	%	31-36 Months	%	37-42 Months	%
6th Class Counties														
Armstrong	93	34.7	48	17.9	29	10.8	31	11.6	25	9.3	25	9.3	3	1.1
Bedford	74	19.8	41	11.0	65	17.4	27	7.2	18	4.8	42	11.2	39	10.4
Bradford	106	22.1	65	13.6	51	10.6	57	11.9	50	10.4	44	9.2	29	6.1
Carbon	154	49.8	63	20.4	34	11.0	22	7.1	9	2.9	5	1.6	1	0.3
Clarion	50	36.8	31	22.8	22	16.2	10	7.4	3	2.2	7	5.1	0	--
Clearfield	97	30.4	67	21.0	48	15.0	44	13.8	22	6.9	10	3.1	15	4.7
Clinton	76	39.8	55	28.8	28	14.7	10	5.2	7	3.7	7	3.7	2	1.0
Columbia	100	22.0	76	16.7	47	10.3	41	9.0	41	9.0	39	8.6	25	5.5
Crawford	136	25.1	73	13.5	60	11.1	38	7.0	39	7.2	50	9.2	50	9.2
Elk	53	26.4	22	10.9	26	12.9	18	9.0	18	9.0	17	8.5	9	4.5
Greene	70	29.4	49	20.6	46	19.3	54	22.7	8	3.4	3	1.3	0	--
Huntingdon	68	32.2	33	15.6	37	17.5	22	10.4	7	3.3	14	6.6	6	2.8
Indiana	99	18.2	74	13.6	67	12.3	59	10.8	65	11.9	49	9.0	53	9.7
Jefferson	71	36.4	31	15.9	22	11.3	22	11.3	16	8.2	11	5.6	6	3.1
McKean	56	41.5	14	10.4	14	10.4	15	11.1	14	10.4	8	5.9	1	0.7
Mifflin	45	31.9	22	15.6	32	22.7	17	12.1	10	7.1	7	5.0	2	1.4
Perry	47	26.9	24	13.7	30	17.1	11	6.3	18	10.3	12	6.9	4	2.3
Pike	278	38.2	104	14.3	80	11.0	85	11.7	89	12.2	75	10.3	15	2.1
Somerset	120	25.9	89	19.2	67	14.4	51	11.0	30	6.5	27	5.8	10	2.2
Susquehanna	96	19.0	62	12.3	58	11.5	54	10.7	60	11.9	68	13.5	36	7.1
Tioga	236	33.4	134	19.0	87	12.3	74	10.5	66	9.3	66	9.3	17	2.4
Venango	126	35.6	53	15.0	29	8.2	28	7.9	39	11.0	27	7.6	26	7.3
Warren	55	23.5	25	10.7	31	13.2	21	9.0	29	12.4	21	9.0	16	6.8
Wayne	122	52.6	43	18.5	22	9.5	16	6.9	11	4.7	6	2.6	5	2.2
7th Class Counties														
Juniata	33	15.3	22	10.2	24	11.2	16	7.4	23	10.7	24	11.2	15	7.0
Snyder	41	38.7	23	21.7	8	7.5	11	10.4	8	7.5	5	4.7	6	5.7
Union	60	43.2	27	19.4	28	20.1	13	9.4	5	3.6	1	0.7	3	2.2
Wyoming	51	16.9	64	21.3	57	18.9	40	13.3	49	16.3	33	11.0	7	2.3
8th Class Counties														
Cameron	4	23.5	1	5.9	2	11.8	2	11.8	1	5.9	0	--	1	5.9
Forest	4	12.5	8	25.0	2	6.3	1	3.1	4	12.5	3	9.4	5	15.6
Fulton	24	47.1	7	13.7	7	13.7	3	5.9	3	5.9	3	5.9	0	--
Montour	43	12.3	30	8.6	21	6.0	21	6.0	26	7.4	14	4.0	34	9.7
Potter	26	23.0	9	8.0	16	14.2	10	8.8	8	7.1	9	8.0	11	9.7
Sullivan	9	26.5	5	14.7	14	41.2	5	14.7	1	2.9	0	--	0	--

COMMON PLEAS CIVIL ACTION - 2014 AGE OF PENDING CASES

	43-48 Months	%	49-54 Months	%	55-60 Months	%	61-66 Months	%	67-72 Months	%	Over 72 Months	%	Total
6th Class Counties													
Armstrong	6	2.2	3	1.1	0	--	1	0.4	2	0.7	2	0.7	268
Bedford	27	7.2	25	6.7	6	1.6	3	0.8	2	0.5	5	1.3	374
Bradford	30	6.3	16	3.3	9	1.9	10	2.1	2	0.4	10	2.1	479
Carbon	2	0.6	6	1.9	5	1.6	4	1.3	0	--	4	1.3	309
Clarion	2	1.5	3	2.2	3	2.2	0	--	1	0.7	4	2.9	136
Clearfield	6	1.9	0	--	2	0.6	4	1.3	2	0.6	2	0.6	319
Clinton	3	1.6	0	--	1	0.5	1	0.5	1	0.5	0	--	191
Columbia	28	6.2	33	7.3	8	1.8	3	0.7	2	0.4	12	2.6	455
Crawford	41	7.6	46	8.5	7	1.3	0	--	0	--	2	0.4	542
Elk	15	7.5	8	4.0	2	1.0	1	0.5	0	--	12	6.0	201
Greene	0	--	5	2.1	0	--	0	--	0	--	3	1.3	238
Huntingdon	5	2.4	7	3.3	1	0.5	1	0.5	2	0.9	8	3.8	211
Indiana	42	7.7	24	4.4	0	--	0	--	2	0.4	11	2.0	545
Jefferson	5	2.6	3	1.5	3	1.5	0	--	1	0.5	4	2.1	195
McKean	2	1.5	4	3.0	1	0.7	1	0.7	0	--	5	3.7	135
Mifflin	5	3.5	1	0.7	0	--	0	--	0	--	0	--	141
Perry	8	4.6	9	5.1	4	2.3	5	2.9	3	1.7	0	--	175
Pike	1	0.1	0	--	0	--	0	--	0	--	0	--	727
Somerset	9	1.9	11	2.4	4	0.9	3	0.6	6	1.3	37	8.0	464
Susquehanna	34	6.7	33	6.5	1	0.2	0	--	1	0.2	2	0.4	505
Tioga	8	1.1	6	0.8	6	0.8	3	0.4	2	0.3	1	0.1	706
Venango	22	6.2	4	1.1	0	--	0	--	0	--	0	--	354
Warren	24	10.3	3	1.3	1	0.4	5	2.1	2	0.9	1	0.4	234
Wayne	5	2.2	0	--	1	0.4	0	--	0	--	1	0.4	232
7th Class Counties													
Juniata	28	13.0	30	14.0	0	--	0	--	0	--	0	--	215
Snyder	3	2.8	1	0.9	0	--	0	--	0	--	0	--	106
Union	1	0.7	1	0.7	0	--	0	--	0	--	0	--	139
Wyoming	0	--	0	--	0	--	0	--	0	--	0	--	301
8th Class Counties													
Cameron	1	5.9	3	17.6	0	--	0	--	1	5.9	1	5.9	17
Forest	3	9.4	0	--	1	3.1	0	--	0	--	1	3.1	32
Fulton	3	5.9	1	2.0	0	--	0	--	0	--	0	--	51
Montour	54	15.5	76	21.8	9	2.6	5	1.4	5	1.4	11	3.2	349
Potter	6	5.3	13	11.5	3	2.7	1	0.9	0	--	1	0.9	113
Sullivan	0	--	0	--	0	--	0	--	0	--	0	--	34

CIVIL

... cases in which the plaintiff requests enforcement or protection of a right or the remedy for, or prevention of, a wrong done by the defendant.

Age of Pending Cases	A breakdown of the caseload by the interval of time elapsed from the date of first filing to year's end.
Arbitration Appeal	A category for civil cases appealed de novo from an arbitration award.
Cases Decided by an Arbitration Board	Civil Actions decided by a Board of Arbitrators following an evidentiary hearing.
Cases Transferred In	Civil cases transferred from another jurisdiction.
Civil Action	A category of civil cases in which an action is brought to enforce, redress or protect private rights.
Civil Other	A residual category of civil cases which are not Civil Actions. Included in this category are mandamus, replevin, mortgage foreclosure, etc.
Civil Appeals	<p>Cases in which the party filing in the court of common pleas is disputing the decision of a Magisterial District Judge or Philadelphia Municipal Court Judge, a board of arbitrators, or an administrative agency. Administrative agencies include the Board of Assessment, the County Board of Elections, the Department of Transportation, and the Zoning Board.</p> <p>Statutory Appeal: Other - a residual case type category of civil appeals; the challenge to an action specifically provided for by statute.</p> <p>Other - a residual case type category for civil appeals that can not be counted in the listed categories.</p>
Contract	<p>Civil cases involving a dispute over an express or implied agreement between two or more parties:</p> <p>Buyer Plaintiff - cases where a plaintiff/buyer of goods or services brings suit against a defendant/seller of goods or services for failure to either deliver the goods or services or to honor a warranty as promised in an express or implied agreement.</p> <p>Debt Collection: Credit Card - cases where the plaintiff brings suit against a defendant for failure to pay for the goods or services as promised in either an express or implied credit card agreement/contract.</p> <p>Debt Collection: Other - a residual case type category for debt collection that can not be counted as an attempt to collect a credit card debt.</p>

Employment Dispute: Discrimination - cases in which the plaintiff/employee alleges that the defendant/employer denied hiring, salary increases, or other forms of advancement based on the employee's race, gender, national origin, or sexual orientation.

Employment Dispute: Other - cases involving allegations other than discrimination, for instance wrongful termination.

Other - a residual case type category for contract cases that can not be counted in the listed categories, for instance fraud, bad faith.

Default Judgments

Judgments entered against a party who failed to defend against a claim that has been brought by another party.

Dispositive Motions

Motions seeking a court order that entirely disposes of one or more claims in favor of the moving party without further court proceedings.

Docketed Cases

The number of cases which have been filed in the prothonotary's office and are intended to be litigated.

Jury Trial

A disposition category for cases resolved by the verdict of a jury.

Mass Tort

A civil action case that involves numerous plaintiffs suing one or several defendants for an action arising from negligence on the part of the defendant/defendants.

Other - a residual case type category for mass tort cases that can not be counted in the listed categories.

Miscellaneous

Civil cases that can not be counted in the case type categories listed:

Common Law/Statutory Arbitration:

Common Law Arbitration - elements of the arbitration process that are governed by common law.

Statutory Arbitration - elements of the arbitration process that are dictated by statute.

Declaratory Judgment - cases in which the plaintiff is seeking a decision from the court deciding the legal rights, duties or status of the parties.

Mandamus - cases in which the plaintiff seeks to force an official to perform an act he/she is legally required to do. The purpose is only to enforce rights already established.

Non-Domestic Relations Restraining Order - cases in which a petition for a restraining order is not the result of a domestic altercation.

Other - a residual case type category for miscellaneous cases that can not be counted in the listed categories.

	Quo Warranto - cases in which the plaintiff seeks to challenge an individual's right to hold a public or corporate office.
	Replevin - cases in which the plaintiff seeks to recover goods or other property from a defendant who has wrongfully taken or retained them.
Moved to Inactive Status	Cases removed from the pending inventory that have been administratively classified as inactive.
Non-Jury Trial	A disposition category for cases resolved by the verdict of a judge.
Other	A residual disposition category for cases that can not be counted in the disposition categories listed.
Pa. R.J.A. 1901 Administrative Purge	Civil cases that are terminated due to inactivity after a reasonable period of time, as dictated by rule.
Professional Liability	Malpractice tort cases in which the defendant is alleged to have failed to provide reasonable professional care, attention, or skill to their patient/client thereby causing physical and/or financial harm: Dental - cases that allege misconduct or negligence by a person in the dental profession acting in their professional capacity. Legal - cases that allege misconduct or negligence by a person in the legal profession acting in their professional capacity. Medical - cases that allege misconduct or negligence by a person in the medical profession acting in their professional capacity. Other Professional - malpractice cases that allege misconduct or negligence by a person other than those previously specified such as accountants and architects.
Real Property	Civil cases involving disputes over the ownership, use, boundaries, or value of real property. Real property is land and the things attached to it: Ejectment - cases where the plaintiff brings suit in order to recover possession of land. Eminent Domain - cases where property is taken by the government and the property owner files suit to halt the action. Ground Rent - cases in which the plaintiff/landlord seeks to recover rent paid for the use of land. Landlord/Tenant Dispute - cases where the plaintiff alleges a breach of the lease agreement between a landlord and a tenant, such as eviction. Mortgage Foreclosure: Residential/Commercial - cases in which a mortgage holder such as a bank or finance company brings suit to take possession of and sell the mortgaged property to satisfy a debt.

Other - a residual case type category for real property cases that can not be counted in the listed categories, such as alleged violations of housing code, mobile park evictions.

Partition - cases where the plaintiff brings suit in order to obtain a court ordered division of jointly owned real property.

Quiet Title - cases in which the plaintiff sues to have the court resolve conflicts over real property.

Returned to Active

Cases previously deemed “inactive” that are being brought back into the pending inventory.

Settlements

A disposition category for cases in which litigants reach an agreement resolving the dispute.

Tort

A civil wrong arising from an act or failure to act, independent of a contract, for which an action for personal injury or property damages may be brought:

Intentional - cases in which injury to property or person is alleged to have been willfully done.

Malicious Prosecution - intentionally initiating a legal action that is brought without probable cause.

Motor Vehicle - cases involving personal injury, property damage, or wrongful death resulting from alleged negligence while operating a motor vehicle.

Nuisance - cases which involve activities that are unreasonable, unwarranted or unlawful, such as excess noise, traffic increase, and public disturbances.

Other - a residual case type category for tort cases that can not be counted in the listed categories.

Premises Liability - cases involving claims brought against the owner of real property where the condition of the property is alleged to be the cause of personal injury.

Product Liability - cases involving the alleged responsibility of a vendor or manufacturer of goods to compensate for injury caused by defective merchandise.

Slander/Libel/Defamation - cases alleging harm to the reputation, community standing, or livelihood of the plaintiff caused by false or misleading statements made by the defendant.

Transferred/Withdrawn

Transferred: cases that have been assigned to another jurisdiction.

Withdrawn: cases in which the plaintiff has retracted their filing before the court.

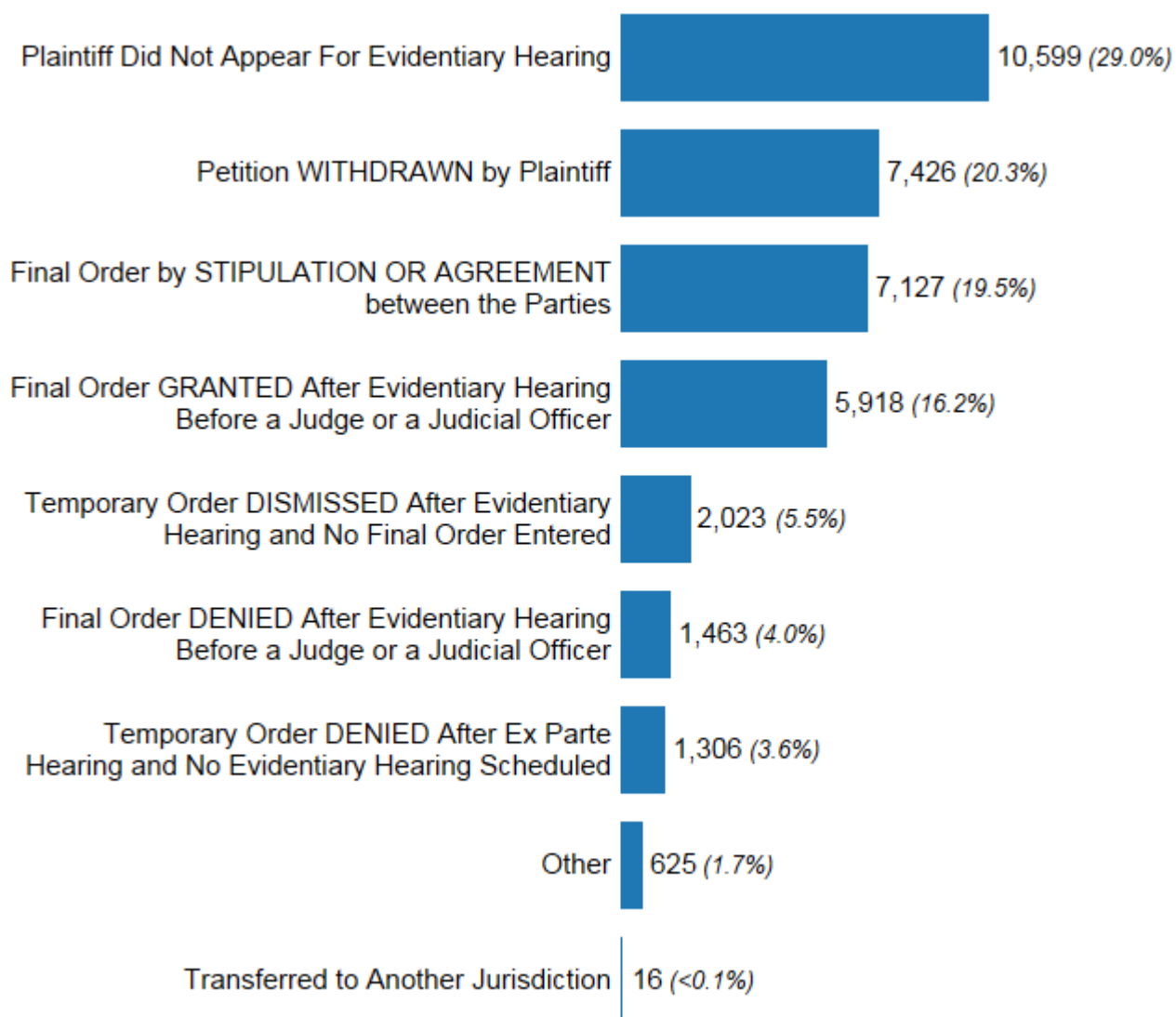
[This page intentionally left blank for printing purposes]

DOMESTIC
RELATIONS
SECTION

2014 COMMON PLEAS STATE TOTALS PROTECTON FROM ABUSE

Cases Pending 1/1/14	3,860 (R)	Of the New Cases Filed:		
New Cases Filed	37,086	Temporary Orders Requested	36,995	
Cases Available for Processing	40,946	Temporary Orders Granted	32,481	87.8%
Cases Processed	36,503	Temporary Orders Denied	4,514	12.2%
Cases Pending 12/31/14	4,443			

Processed Due To:



(R) - Revised

FAMILY COURT CASELOAD - 2014 PROTECTION FROM ABUSE FILINGS

Of the New Cases Filed:

	Begin Pending	New Cases Filed	Cases Processed	End Pending	Petitions Requesting Temporary Orders	%	Temporary Orders Granted	%	Temporary Orders Denied	%
1st Class County										
Philadelphia	603	10,074	9,903	774	10,074	100.0%	9,036	89.7%	1,038	10.3%
2nd Class County										
Allegheny	55	3,493	3,500	48	3,493	100.0%	3,399	97.3%	94	2.7%
2A Class Counties										
Bucks	100	478	538	40	436	91.2%	372	85.3%	64	14.7%
Delaware	401 (R)	1,784	1,766	419	1,761	98.7%	1,407	79.9%	354	20.1%
Montgomery	202	1,405	1,377	230	1,405	100.0%	1,239	88.2%	166	11.8%
3rd Class Counties										
Berks	200	1,332	1,358	174	1,332	100.0%	1,166	87.5%	166	12.5%
Chester	77	448	379	146	448	100.0%	447	99.8%	1	0.2%
Cumberland	114	245	239	120	245	100.0%	229	93.5%	16	6.5%
Dauphin	60	818	809	69	818	100.0%	736	90.0%	82	10.0%
Erie	8	795	797	6	795	100.0%	583	73.3%	212	26.7%
Lackawanna	522	847	628	741	847	100.0%	804	94.9%	43	5.1%
Lancaster	108	1,063	1,061	110	1,063	100.0%	953	89.7%	110	10.3%
Lehigh	74	1,267	1,267	74	1,267	100.0%	1,017	80.3%	250	19.7%
Luzerne	15	1,357	1,339	33	1,357	100.0%	1,283	94.5%	74	5.5%
Northampton	101	960	961	100	960	100.0%	753	78.4%	207	21.6%
Westmoreland	41	832	740	133	825	99.2%	724	87.8%	101	12.2%
York	18	728	717	29	726	99.7%	410	56.5%	316	43.5%
4th Class Counties										
Beaver	133	482	500	115	482	100.0%	434	90.0%	48	10.0%
Butler	99	398	401	96	398	100.0%	388	97.5%	10	2.5%
Cambria	4	179	179	4	179	100.0%	159	88.8%	20	11.2%
Centre	27	218	193	52	218	100.0%	211	96.8%	7	3.2%
Fayette	17	576	567	26	570	99.0%	393	68.9%	177	31.1%
Franklin	2 (R)	124	121	5	124	100.0%	123	99.2%	1	0.8%
Monroe	12	647	652	7	647	100.0%	551	85.2%	96	14.8%
Schuylkill	16	432	416	32	432	100.0%	361	83.6%	71	16.4%
Washington	68 (R)	517	567	18	517	100.0%	433	83.8%	84	16.2%
5th Class Counties										
Adams	3	54	54	3	54	100.0%	34	63.0%	20	37.0%
Blair	62	472	472	62	476	100.8%	444	93.3%	32	6.7%
Lawrence	71	451	420	102	451	100.0%	431	95.6%	20	4.4%
Lebanon	12 (R)	241	245	8	241	100.0%	189	78.4%	52	21.6%
Lycoming	32	292	304	20	292	100.0%	274	93.8%	18	6.2%
Mercer	21	423	417	27	423	100.0%	342	80.9%	81	19.1%
Northumberland	20	311	331	0	311	100.0%	229	73.6%	82	26.4%

(R) - Revised

FAMILY COURT CASELOAD - 2014 PROTECTION FROM ABUSE FILINGS

Of the New Cases Filed:

	Begin Pending	New Cases Filed	Cases Processed	End Pending	Petitions Requesting Temporary Orders	%	Temporary Orders Granted	%	Temporary Orders Denied	%
6th Class Counties										
Armstrong	9	182	175	16	182	100.0%	170	93.4%	12	6.6%
Bedford	11	181	164	28	181	100.0%	156	86.2%	25	13.8%
Bradford	26	304	306	24	300	98.7%	253	84.3%	47	15.7%
Carbon	27	331	338	20	331	100.0%	249	75.2%	82	24.8%
Clarion	2	74	70	6	74	100.0%	71	95.9%	3	4.1%
Clearfield	8	132	126	14	127	96.2%	124	97.6%	3	2.4%
Clinton	24	79	92	11	79	100.0%	73	92.4%	6	7.6%
Columbia	39	130	117	52	130	100.0%	112	86.2%	18	13.8%
Crawford	14	144	145	13	144	100.0%	142	98.6%	2	1.4%
Elk	10	49	45	14	49	100.0%	41	83.7%	8	16.3%
Greene	4	80	82	2	80	100.0%	79	98.8%	1	1.3%
Huntingdon	25	101	99	27	101	100.0%	101	100.0%	0	--
Indiana	1	148	141	8	148	100.0%	143	96.6%	5	3.4%
Jefferson	9	82	87	4	81	98.8%	70	86.4%	11	13.6%
McKean	4	38	41	1	37	97.4%	37	100.0%	0	--
Mifflin	7	61	59	9	61	100.0%	57	93.4%	4	6.6%
Perry	56	69	56	69	67	97.1%	56	83.6%	11	16.4%
Pike	51	229	221	59	229	100.0%	146	63.8%	83	36.2%
Somerset	12	104	112	4	104	100.0%	96	92.3%	8	7.7%
Susquehanna	10	118	107	21	118	100.0%	98	83.1%	20	16.9%
Tioga	11	24	34	1	24	100.0%	24	100.0%	0	--
Venango	161	111	103	169	111	100.0%	99	89.2%	12	10.8%
Warren	1	52	52	1	52	100.0%	51	98.1%	1	1.9%
Wayne	1	178	173	6	178	100.0%	163	91.6%	15	8.4%
7th Class Counties										
Juniata	4	15	17	2	15	100.0%	11	73.3%	4	26.7%
Snyder	8	63	68	3	63	100.0%	57	90.5%	6	9.5%
Union	8	63	67	4	63	100.0%	63	100.0%	0	--
Wyoming	3	95	82	16	95	100.0%	94	98.9%	1	1.1%
8th Class Counties										
Cameron	3	2	5	0	2	100.0%	1	50.0%	1	50.0%
Forest	0	8	7	1	7	87.5%	7	100.0%	0	--
Fulton	0	6	5	1	6	100.0%	6	100.0%	0	--
Montour	8	33	33	8	33	100.0%	28	84.8%	5	15.2%
Potter	3	46	47	2	45	97.8%	38	84.4%	7	15.6%
Sullivan	2	11	9	4	11	100.0%	11	100.0%	0	--

FAMILY COURT CASELOAD - 2014 PROTECTION FROM ABUSE PROCESSED

	<u>Final Order</u>				<u>Temporary Order</u>				Plaintiff Did Not Appear	
	Granted	%	Denied	%	Dismissed	%	Denied	%		%
1st Class County										
Philadelphia	1,060	10.7	87	0.9	384	3.9	0	--	5,553	56.1
2nd Class County										
Allegheny	561	16.0	90	2.6	0	--	58	1.7	1,029	29.4
2A Class Counties										
Bucks	88	16.4	14	2.6	44	8.2	1	0.2	117	21.7
Delaware	224	12.7	4	0.2	246	13.9	198	11.2	482	27.3
Montgomery	177	12.9	157	11.4	0	--	76	5.5	263	19.1
3rd Class Counties										
Berks	161	11.9	51	3.8	169	12.4	0	--	336	24.7
Chester	64	16.9	3	0.8	49	12.9	1	0.3	30	7.9
Cumberland	150	62.8	14	5.9	9	3.8	11	4.6	6	2.5
Dauphin	108	13.3	82	10.1	137	16.9	54	6.7	113	14.0
Erie	149	18.7	73	9.2	1	0.1	206	25.8	94	11.8
Lackawanna	98	15.6	28	4.5	1	0.2	0	--	130	20.7
Lancaster	127	12.0	51	4.8	0	--	0	--	273	25.7
Lehigh	374	29.5	17	1.3	171	13.5	117	9.2	267	21.1
Luzerne	267	19.9	110	8.2	0	--	0	--	217	16.2
Northampton	321	33.4	43	4.5	202	21.0	8	0.8	109	11.3
Westmoreland	119	16.1	5	0.7	156	21.1	54	7.3	80	10.8
York	68	9.5	56	7.8	0	--	0	--	192	26.8
4th Class Counties										
Beaver	64	12.8	4	0.8	72	14.4	41	8.2	101	20.2
Butler	56	14.0	12	3.0	121	30.2	40	10.0	61	15.2
Cambria	52	29.1	39	21.8	9	5.0	15	8.4	4	2.2
Centre	28	14.5	13	6.7	10	5.2	0	--	15	7.8
Fayette	118	20.8	16	2.8	15	2.6	30	5.3	139	24.5
Franklin	29	24.0	0	--	6	5.0	0	--	0	--
Monroe	70	10.7	36	5.5	0	--	10	1.5	199	30.5
Schuylkill	105	25.2	61	14.7	6	1.4	22	5.3	72	17.3
Washington	108	19.0	44	7.8	0	--	84	14.8	100	17.6
5th Class Counties										
Adams	12	22.2	1	1.9	0	--	0	--	0	--
Blair	73	15.5	0	--	51	10.8	0	--	60	12.7
Lawrence	41	9.8	10	2.4	52	12.4	19	4.5	117	27.9
Lebanon	27	11.0	13	5.3	1	0.4	51	20.8	25	10.2
Lycoming	55	18.1	21	6.9	0	--	17	5.6	34	11.2
Mercer	60	14.4	43	10.3	1	0.2	4	1.0	42	10.1
Northumberland	37	11.2	25	7.6	4	1.2	98	29.6	22	6.6

FAMILY COURT CASELOAD - 2014 PROTECTION FROM ABUSE PROCESSED

	Petition Withdrawn	%	Stipulation or Agreement	%	Other	%	Transferred	%	Cases Processed
1st Class County									
Philadelphia	1,103	11.1	1,346	13.6	370	3.7	0	--	9,903
2nd Class County									
Allegheny	1,094	31.3	665	19.0	0	--	3	0.1	3,500
2A Class Counties									
Bucks	149	27.7	124	23.0	0	--	1	0.2	538
Delaware	395	22.4	215	12.2	2	0.1	0	--	1,766
Montgomery	418	30.4	286	20.8	0	--	0	--	1,377
3rd Class Counties									
Berks	353	26.0	283	20.8	5	0.4	0	--	1,358
Chester	134	35.4	98	25.9	0	--	0	--	379
Cumberland	44	18.4	4	1.7	1	0.4	0	--	239
Dauphin	96	11.9	214	26.5	5	0.6	0	--	809
Erie	45	5.6	228	28.6	1	0.1	0	--	797
Lackawanna	182	29.0	189	30.1	0	--	0	--	628
Lancaster	404	38.1	204	19.2	2	0.2	0	--	1,061
Lehigh	211	16.7	93	7.3	16	1.3	1	0.1	1,267
Luzerne	296	22.1	449	33.5	0	--	0	--	1,339
Northampton	164	17.1	88	9.2	26	2.7	0	--	961
Westmoreland	160	21.6	165	22.3	0	--	1	0.1	740
York	222	31.0	173	24.1	6	0.8	0	--	717
4th Class Counties									
Beaver	80	16.0	61	12.2	76	15.2	1	0.2	500
Butler	37	9.2	65	16.2	9	2.2	0	--	401
Cambria	20	11.2	39	21.8	1	0.6	0	--	179
Centre	44	22.8	57	29.5	26	13.5	0	--	193
Fayette	95	16.8	152	26.8	1	0.2	1	0.2	567
Franklin	8	6.6	78	64.5	0	--	0	--	121
Monroe	146	22.4	191	29.3	0	--	0	--	652
Schuylkill	89	21.4	61	14.7	0	--	0	--	416
Washington	90	15.9	141	24.9	0	--	0	--	567
5th Class Counties									
Adams	7	13.0	34	63.0	0	--	0	--	54
Blair	133	28.2	149	31.6	6	1.3	0	--	472
Lawrence	74	17.6	104	24.8	3	0.7	0	--	420
Lebanon	45	18.4	83	33.9	0	--	0	--	245
Lycoming	65	21.4	112	36.8	0	--	0	--	304
Mercer	146	35.0	112	26.9	9	2.2	0	--	417
Northumberland	79	23.9	64	19.3	2	0.6	0	--	331

FAMILY COURT CASELOAD - 2014 PROTECTION FROM ABUSE PROCESSED

	<u>Final Order</u>				<u>Temporary Order</u>				<u>Plaintiff Did Not Appear</u>	
	Granted	%	Denied	%	Dismissed	%	Denied	%		%
6th Class Counties										
Armstrong	31	17.7	0	--	12	6.9	4	2.3	18	10.3
Bedford	15	9.1	6	3.7	2	1.2	0	--	2	1.2
Bradford	95	31.0	44	14.4	2	0.7	8	2.6	77	25.2
Carbon	66	19.5	48	14.2	2	0.6	0	--	61	18.0
Clarion	17	24.3	6	8.6	0	--	3	4.3	4	5.7
Clearfield	74	58.7	9	7.1	0	--	3	2.4	4	3.2
Clinton	39	42.4	6	6.5	20	21.7	1	1.1	4	4.3
Columbia	70	59.8	12	10.3	0	--	0	--	3	2.6
Crawford	15	10.3	3	2.1	4	2.8	0	--	4	2.8
Elk	14	31.1	5	11.1	0	--	7	15.6	1	2.2
Greene	5	6.1	0	--	1	1.2	1	1.2	2	2.4
Huntingdon	15	15.2	4	4.0	5	5.1	0	--	10	10.1
Indiana	31	22.0	11	7.8	3	2.1	1	0.7	7	5.0
Jefferson	15	17.2	4	4.6	0	--	11	12.6	5	5.7
McKean	22	53.7	1	2.4	5	12.2	0	--	0	--
Mifflin	18	30.5	3	5.1	0	--	0	--	9	15.3
Perry	15	26.8	1	1.8	1	1.8	0	--	12	21.4
Pike	49	22.2	44	19.9	7	3.2	23	10.4	19	8.6
Somerset	20	17.9	4	3.6	0	--	0	--	21	18.8
Susquehanna	52	48.6	8	7.5	2	1.9	10	9.3	7	6.5
Tioga	4	11.8	0	--	0	--	0	--	0	--
Venango	48	46.6	0	--	7	6.8	12	11.7	10	9.7
Warren	9	17.3	3	5.8	1	1.9	1	1.9	0	--
Wayne	16	9.2	6	3.5	2	1.2	2	1.2	25	14.5
7th Class Counties										
Juniata	6	35.3	0	--	0	--	0	--	0	--
Snyder	21	30.9	0	--	3	4.4	1	1.5	5	7.4
Union	31	46.3	5	7.5	1	1.5	0	--	3	4.5
Wyoming	17	20.7	0	--	12	14.6	1	1.2	0	--
8th Class Counties										
Cameron	1	20.0	1	20.0	0	--	1	20.0	0	--
Forest	2	28.6	1	14.3	0	--	0	--	0	--
Fulton	5	100.0	0	--	0	--	0	--	0	--
Montour	14	42.4	0	--	10	30.3	0	--	1	3.0
Potter	15	31.9	5	10.6	2	4.3	1	2.1	3	6.4
Sullivan	0	--	0	--	2	22.2	0	--	0	--

FAMILY COURT CASELOAD - 2014 PROTECTION FROM ABUSE PROCESSED

	Petition Withdrawn	%	Stipulation or Agreement	%	Other	%	Transferred	%	Cases Processed
6th Class Counties									
Armstrong	40	22.9	67	38.3	2	1.1	1	0.6	175
Bedford	56	34.1	82	50.0	1	0.6	0	--	164
Bradford	51	16.7	29	9.5	0	--	0	--	306
Carbon	119	35.2	41	12.1	0	--	1	0.3	338
Clarion	11	15.7	29	41.4	0	--	0	--	70
Clearfield	2	1.6	33	26.2	0	--	1	0.8	126
Clinton	10	10.9	12	13.0	0	--	0	--	92
Columbia	28	23.9	4	3.4	0	--	0	--	117
Crawford	49	33.8	68	46.9	1	0.7	1	0.7	145
Elk	14	31.1	2	4.4	2	4.4	0	--	45
Greene	32	39.0	35	42.7	6	7.3	0	--	82
Huntingdon	23	23.2	41	41.4	1	1.0	0	--	99
Indiana	22	15.6	64	45.4	0	--	2	1.4	141
Jefferson	10	11.5	41	47.1	1	1.1	0	--	87
McKean	13	31.7	0	--	0	--	0	--	41
Mifflin	13	22.0	16	27.1	0	--	0	--	59
Perry	12	21.4	15	26.8	0	--	0	--	56
Pike	48	21.7	31	14.0	0	--	0	--	221
Somerset	32	28.6	24	21.4	11	9.8	0	--	112
Susquehanna	14	13.1	12	11.2	2	1.9	0	--	107
Tioga	6	17.6	22	64.7	2	5.9	0	--	34
Venango	14	13.6	0	--	11	10.7	1	1.0	103
Warren	10	19.2	25	48.1	3	5.8	0	--	52
Wayne	74	42.8	42	24.3	6	3.5	0	--	173
7th Class Counties									
Juniata	10	58.8	0	--	1	5.9	0	--	17
Snyder	22	32.4	11	16.2	4	5.9	1	1.5	68
Union	26	38.8	1	1.5	0	--	0	--	67
Wyoming	16	19.5	35	42.7	1	1.2	0	--	82
8th Class Counties									
Cameron	1	20.0	0	--	1	20.0	0	--	5
Forest	1	14.3	3	42.9	0	--	0	--	7
Fulton	0	--	0	--	0	--	0	--	5
Montour	3	9.1	3	9.1	2	6.1	0	--	33
Potter	15	31.9	6	12.8	0	--	0	--	47
Sullivan	1	11.1	6	66.7	0	--	0	--	9

PROTECTION FROM ABUSE

... cases in which a plaintiff has petitioned the court of common pleas for relief from abuse by a defendant who is a household member, intimate partner, or shares biological parenthood.

Cases Processed	A petition is processed when a final order granting or denying the petition is entered by the court, or the petition is dismissed, denied, withdrawn, or otherwise terminated.
Final Order After Evidentiary Hearing Before a Judge	A final order granting or denying the petition is entered following an evidentiary hearing before a judge.
Final Order by Stipulation or Agreement Between the Parties	A petition was resolved by stipulation or agreement between the parties regardless of whether or not a hearing was started before the court. Also included in this category are consent agreements.
New Cases Filed	A new case is a petition filed with the prothonotary during the year, regardless of the number of protected persons listed on the petition. NOT included are indirect criminal contempt actions or ancillary petitions such as petitions to modify, extend or terminate an existing order.
Other Disposition	A residual disposition category for petitions processed by procedures not specified in the main disposition categories.
Petitions Requesting Temporary Orders	Of the new petitions filed, the number of plaintiffs requesting a temporary protection order.
Petition Withdrawn by Plaintiff	A petition is withdrawn by the petitioner prior to or during the hearing.
Plaintiff Did Not Appear for an Evidentiary Hearing	A petition was terminated because the plaintiff did not attend the scheduled hearing.
Temporary Orders Denied	Of those plaintiffs requesting a temporary order, the number of requests that were denied.
Temporary Order Denied After Ex Parte Hearing and No Evidentiary Hearing Scheduled	The petition is terminated due to the denial of a temporary order and no further proceedings are scheduled.
Temporary Order Dismissed After Evidentiary Hearing and No Final Order Entered	A temporary order was granted, but later dismissed at either the 10-day hearing or following a period where the temporary order was continued; no final order is entered and no further proceedings are scheduled.
Temporary Orders Granted	Of those plaintiffs requesting a temporary order, the number of requests that were granted.
Transferred to Another Jurisdiction	A petition was transferred to another jurisdiction for disposition. Active PFA orders transferred to another jurisdiction for enforcement are NOT included.

2014 COMMON PLEAS STATE TOTALS SUPPORT & PATERNITY

Spousal & Child Support		Paternity	
Cases Pending 1/1/14	57,760	<u>Acknowledgements Filed:</u>	
New Cases Filed	196,268	Non-Domestic Relations Section	20,109
Dockets Transferred In (plus)	2,787	During Conference	4,995
Dockets Transferred Out (minus)	2,613	Non-Stipulated (post genetic test)	320
		Pre-Trial Conference	1,035
Cases Available for Processing	254,202	Total	26,459
Processed By:		<u>Established:</u>	
Judge	7,100	Stipulated by Genetic Tests	3,667
Non-Judicial Officer	186,502	Default - Father Failed to Appear	1,610
<i>Intake Officer</i>	166,921	Adjudication by Court Proceeding	85
<i>Hearing Officer</i>	19,581	Out of State	3,692
Other	86	Total	9,054
Cases Processed	193,688	Pending as of 12/31/14	16,681
Cases Pending 12/31/14	60,514		

Data provided by PACSES

PACSES NOTE

Support data for each judicial district are supplied to the Administrative Office from the Department of Public Welfare's automated system "Pennsylvania Child Support Enforcement System" (PACSES). The Non-Judicial Officer disposition category is divided into two subcategories - Conference/Intake Officer and Hearing Officer - to better reflect the different procedures by which support cases may be disposed.

Pa.R.C.P.1910.10 requires counties to choose one of two procedures for hearing support matters. The president judge or the administrative judge of the family division of each county must certify to the Domestic Relations Procedural Rules Committee that support proceedings are conducted in accordance with Rule 1910.11 or Rule 1910.12.

In counties operating under Pa.R.C.P.1910.11, a conference is held before a conference/intake officer, an interim order is then entered, and if one or both of the parties are dissatisfied, a hearing *de novo* is held before a judge. Counties operating under Pa.R.C.P.1910.11 do not utilize hearing officers; hearing officers are attorneys appointed by the court.

The procedures set forth in Pa.R.C.P.1910.12 provide for a conference before a conference/intake officer and an interim order. If one or both parties are not satisfied with the interim order, a *de novo* hearing on the record is held before a hearing officer. The hearing officer then issues a report with recommendations, to which the parties may file exceptions with a judge.

<u>Pa. R.C.P. 1910.11</u>			<u>Pa. R.C.P. 1910.12</u>	
Adams	Fulton	Snyder	Allegheny	Lebanon
Beaver	Greene	Sullivan	Armstrong	Lehigh
Bedford	Huntingdon	Tioga	Berks	Luzerne
Blair	Jefferson	Union	Bradford	Lycoming
Bucks	Juniata	Wayne	Cambria	McKean
Butler	Lancaster	Wyoming	Carbon	Monroe
Cameron	Lawrence	York	Chester	Montour
Centre	Mercer		Clarion	Philadelphia
Clearfield	Mifflin		Columbia	Schuylkill
Clinton	Montgomery *		Cumberland	Somerset
Crawford	Northampton		Elk	Susquehanna
Dauphin	Northumberland		Forest	Venango
Delaware	Perry		Franklin	Warren
Erie	Pike		Indiana	Washington
Fayette	Potter		Lackawanna	Westmoreland

* Montgomery County uses hearings conducted by a conciliator, which is followed by an off-the-record *de novo* hearing before an attorney master/conference officer, followed by a *de novo* hearing before a judge.

Please note that in support cases, the "Other" category is only used to report cases that are transferred to another county or state. Dismissals, withdrawals, stipulations and agreements between the parties are included in the Conference/Intake Officer, Hearing Officer, or Judge categories, as appropriate.

FAMILY COURT CASELOAD - 2014 SPOUSAL & CHILD SUPPORT

	Begin Pending	New Cases Filed	(plus) Dockets Transferred In	(minus) Dockets Transferred Out	Cases Processed	End Pending	Processed By:			
							Judge	Intake Officer	Hearing Officer	Other
1st Class County										
Philadelphia	21,677	27,551	256	223	24,317	24,944	455	18,416	5,445	1
2nd Class County										
Allegheny	5,473	19,074	103	155	18,462	6,033	159	14,101	4,180	22
2A Class Counties										
Bucks	1,223	6,434	45	59	6,470	1,173	966	5,504	0	0
Delaware	3,074	7,793	125	150	7,811	3,031	604	4,083	3,123	1
Montgomery *	1,425	5,295	98	89	5,362	1,367	228	3,480	1,604	50
3rd Class Counties										
Berks	2,085	7,719	92	140	7,694	2,062	197	6,697	799	1
Chester	1,077	3,124	61	101	3,019	1,142	126	2,701	191	1
Cumberland	374	3,067	51	41	3,071	380	45	2,823	203	0
Dauphin	1,765	6,677	132	54	7,007	1,513	318	6,689	0	0
Erie	904	8,236	38	38	7,782	1,358	357	7,425	0	0
Lackawanna	1,048	3,932	39	60	3,814	1,145	5	3,722	86	1
Lancaster	1,677	7,474	107	170	7,546	1,542	730	6,816	0	0
Lehigh	1,062	5,575	126	127	5,589	1,047	47	4,957	585	0
Luzerne	566	2,940	35	20	2,985	536	68	2,910	6	1
Northampton	1,099	4,809	129	111	5,052	874	450	4,602	0	0
Westmoreland	1,284	5,016	55	57	5,084	1,214	23	4,836	225	0
York	1,524	7,685	108	59	7,879	1,379	312	7,567	0	0
4th Class Counties										
Beaver	362	2,563	21	19	2,562	365	104	2,458	0	0
Butler	339	1,856	18	15	1,778	420	153	1,625	0	0
Cambria	558	3,410	126	42	3,586	466	13	3,405	167	1
Centre	159	1,345	22	9	1,351	166	35	1,316	0	0
Fayette	366	2,762	15	20	2,745	378	84	2,661	0	0
Franklin	390	2,958	24	23	2,906	443	6	2,834	66	0
Monroe	692	2,095	45	68	2,238	526	5	2,126	107	0
Schuylkill	453	2,656	42	31	2,644	476	0	2,595	49	0
Washington	449	2,587	42	22	2,521	535	29	2,348	144	0
5th Class Counties										
Adams	259	1,706	9	19	1,737	218	134	1,603	0	0
Blair	462	1,968	19	32	1,965	452	193	1,768	0	4
Lawrence	393	2,418	20	19	2,441	371	78	2,363	0	0
Lebanon	649	3,112	39	69	3,203	528	65	2,571	567	0
Lycoming	178	2,203	10	24	2,229	138	20	1,877	332	0
Mercer	864	3,343	18	41	3,596	588	130	3,466	0	0
Northumberland	221	1,556	21	20	1,581	197	55	1,485	41	0

Data provided by PACSES

* "Exceptions" from a Master/Conference Officer are not reported by PACSES.

FAMILY COURT CASELOAD - 2014 SPOUSAL & CHILD SUPPORT

	Begin Pending	New Cases Filed	(plus) Dockets Transferred In	(minus) Dockets Transferred Out	Cases Processed	End Pending	Processed By:			
							Judge	Intake Officer	Hearing Officer	Other
6th Class Counties										
Armstrong	148	1,095	11	8	1,115	131	16	1,005	94	0
Bedford	171	657	8	10	676	150	81	595	0	0
Bradford	273	1,839	11	10	1,832	281	128	1,200	504	0
Carbon	208	1,178	47	46	1,215	172	25	1,114	76	0
Clarion	44	635	10	10	622	57	1	597	24	0
Clearfield	171	1,466	16	8	1,488	157	76	1,412	0	0
Clinton	38	812	11	6	821	34	40	781	0	0
Columbia	182	1,123	135	27	1,122	291	22	1,044	56	0
Crawford	113	1,670	14	11	1,632	154	54	1,578	0	0
Elk	69	440	1	2	469	39	2	400	67	0
Greene	113	821	10	11	830	103	36	794	0	0
Huntingdon	151	983	166	18	1,128	154	28	1,100	0	0
Indiana	145	1,228	89	28	1,263	171	3	1,221	39	0
Jefferson	51	1,027	4	7	1,001	74	15	985	0	1
McKean	161	676	4	6	691	144	47	153	491	0
Mifflin	135	1,123	21	18	1,174	87	28	1,146	0	0
Perry	138	591	10	13	540	186	46	494	0	0
Pike	121	743	12	22	756	98	52	704	0	0
Somerset	228	1,098	15	15	1,093	233	24	997	72	0
Susquehanna	95	572	7	7	589	78	8	524	57	0
Tioga	106	1,016	5	5	1,015	107	47	967	0	1
Venango	124	756	13	14	775	104	9	668	98	0
Warren	79	581	7	8	576	83	3	513	60	0
Wayne	84	617	12	5	632	76	16	616	0	0
7th Class Counties										
Juniata	45	345	10	8	358	34	14	343	0	1
Snyder	72	342	8	7	341	74	18	323	0	0
Union	86	562	14	9	571	82	20	551	0	0
Wyoming	62	470	13	8	481	56	21	460	0	0
8th Class Counties										
Cameron	23	121	2	0	125	21	9	116	0	0
Forest	4	18	1	3	16	4	0	6	10	0
Fulton	21	200	1	2	197	23	2	195	0	0
Montour	117	209	0	128	198	0	2	183	13	0
Potter	39	268	1	4	260	44	11	249	0	0
Sullivan	12	47	7	2	59	5	2	57	0	0

Data provided by PACSES

SPOUSAL & CHILD SUPPORT

... those cases in which a complaint has been filed requesting the court to require maintenance of a spouse or child by a person required by law to provide such maintenance.

Cases Processed	A case is considered processed when a final order is entered.
Conference/Intake Officer	A type of non-judicial officer who conducts an office conference pursuant to Pa.R.C.P. 1910.11. A support complaint is considered processed by a conference/intake officer if: <ol style="list-style-type: none">1) an agreement is reached during an office conference and the court approves the agreement; or,2) no party demands a hearing within 20 days after an office conference.
Dockets Transferred In/Out	Refers to the number of cases transferred from/to another county or state before a support order is established.
Hearing Officer	A type of non-judicial officer (an attorney) who conducts a hearing on the record and files an interim order to the court pursuant to Pa.R.C.P. 1910.12. A support petition is considered processed by a hearing officer if no party files exceptions to any part of the resulting interim order.
Judge	This disposition type refers to the number of cases in which disputed issues of fact were heard by a judge in an evidentiary proceeding.
New Cases Filed	A new support case is initiated with the filing of a complaint with the domestic relations section of the court of common pleas. Included are incoming reciprocal cases, petitions for modification or termination, and alimony pendente lite.
Other	This disposition type refers to the number of cases not processed by a judge or conference/intake officer. Dismissals, withdrawals, stipulations and agreements between the parties are included in Conference/Intake Officer, Hearing Officer, or Judge categories, as appropriate.

FAMILY COURT CASELOAD - 2014 PATERNITY ACKNOWLEDGEMENTS FILED

	Non-Domestic Relations Section	During Conference	Non-Stipulated (post genetic tests)	Pre-Trial Conference	Total
1st Class County					
Philadelphia	5,015	1,589	64	324	6,992
2nd Class County					
Allegheny	1,356	646	113	63	2,178
2A Class Counties					
Bucks	521	198	6	10	735
Delaware	797	181	3	33	1,014
Montgomery	638	148	0	32	818
3rd Class Counties					
Berks	968	157	2	78	1,205
Chester	357	64	0	21	442
Cumberland	231	58	1	3	293
Dauphin	640	145	4	71	860
Erie	513	81	0	11	605
Lackawanna	319	86	31	8	444
Lancaster	926	125	7	40	1,098
Lehigh	650	130	1	46	827
Luzerne	491	63	1	7	562
Northampton	425	97	0	22	544
Westmoreland	412	77	0	0	489
York	752	92	0	16	860
4th Class Counties					
Beaver	237	60	6	9	312
Butler	188	25	2	20	235
Cambria	202	31	0	18	251
Centre	92	27	1	0	120
Fayette	247	43	0	13	303
Franklin	218	38	0	22	278
Monroe	176	90	2	1	269
Schuylkill	236	36	2	5	279
Washington	185	69	0	13	267
5th Class Counties					
Adams	125	22	2	5	154
Blair	248	57	0	6	311
Lawrence	162	30	0	16	208
Lebanon	251	66	0	3	320
Lycoming	192	53	2	3	250
Mercer	133	17	0	10	160
Northumberland	165	24	1	6	196

Data provided by PACSES

FAMILY COURT CASELOAD - 2014 PATERNITY ACKNOWLEDGEMENTS FILED

	Non-Domestic Relations Section	During Conference	Non-Stipulated (post genetic tests)	Pre-Trial Conference	Total
6th Class Counties					
Armstrong	102	17	0	0	119
Bedford	47	23	0	0	70
Bradford	104	34	5	7	150
Carbon	86	16	0	2	104
Clarion	51	15	20	0	86
Clearfield	93	22	0	3	118
Clinton	45	20	2	0	67
Columbia	115	21	13	3	152
Crawford	114	1	2	21	138
Elk	51	3	0	1	55
Greene	46	7	0	0	53
Huntingdon	81	5	0	4	90
Indiana	89	19	1	2	111
Jefferson	81	19	0	2	102
McKean	92	10	0	12	114
Mifflin	85	11	0	5	101
Perry	82	3	2	11	98
Pike	28	9	1	0	38
Somerset	97	15	0	5	117
Susquehanna	48	16	6	5	75
Tioga	64	16	0	1	81
Venango	89	18	1	3	111
Warren	60	0	5	5	70
Wayne	50	12	3	1	66
7th Class Counties					
Juniata	37	7	0	0	44
Snyder	58	7	0	0	65
Union	45	2	0	2	49
Wyoming	40	9	4	0	53
8th Class Counties					
Cameron	3	1	0	3	7
Forest	0	0	3	0	3
Fulton	17	4	0	0	21
Montour	10	5	1	0	16
Potter	25	1	0	2	28
Sullivan	6	2	0	0	8

Data provided by PACSES

FAMILY COURT CASELOAD - 2014 PATERNITY ESTABLISHED / PENDING

	Stipulated by Genetic Tests	Default: Father Failed to Appear	Adjudication by Court Proceeding	Out of State	Total	Pending
1st Class County						
Philadelphia	793	454	0	204	1,451	9,839
2nd Class County						
Allegheny	290	270	1	121	682	1,490
2A Class Counties						
Bucks	69	28	0	170	267	221
Delaware	172	42	9	96	319	635
Montgomery	158	10	0	83	251	271
3rd Class Counties						
Berks	144	84	0	343	571	427
Chester	63	33	0	40	136	174
Cumberland	36	15	1	46	98	65
Dauphin	162	38	43	159	402	341
Erie	254	53	11	139	457	165
Lackawanna	2	24	0	33	59	313
Lancaster	36	155	13	213	417	315
Lehigh	93	64	0	447	604	253
Luzerne	51	47	0	198	296	150
Northampton	59	28	0	161	248	152
Westmoreland	130	14	0	42	186	79
York	104	79	0	295	478	332
4th Class Counties						
Beaver	80	10	0	34	124	77
Butler	34	1	0	18	53	51
Cambria	73	2	0	24	99	66
Centre	23	3	0	1	27	8
Fayette	57	0	0	14	71	79
Franklin	37	4	0	77	118	63
Monroe	34	2	0	40	76	107
Schuylkill	47	12	0	10	69	66
Washington	46	19	0	4	69	119
5th Class Counties						
Adams	28	4	0	48	80	36
Blair	38	1	0	14	53	96
Lawrence	33	1	0	23	57	39
Lebanon	37	27	0	73	137	75
Lycoming	41	13	4	31	89	50
Mercer	51	10	0	83	144	60
Northumberland	16	12	0	31	59	22

Data provided by PACSES

FAMILY COURT CASELOAD - 2014 PATERNITY ESTABLISHED / PENDING

	Stipulated by Genetic Tests	Default: Father Failed to Appear	Adjudication by Court Proceeding	Out of State	Total	Pending
6th Class Counties						
Armstrong	22	3	0	18	43	8
Bedford	4	2	0	7	13	27
Bradford	17	2	0	28	47	28
Carbon	17	2	0	11	30	22
Clarion	0	2	0	8	10	13
Clearfield	23	9	0	7	39	14
Clinton	13	0	0	1	14	9
Columbia	1	2	0	20	23	31
Crawford	29	1	0	16	46	17
Elk	13	5	0	9	27	1
Greene	19	4	0	21	44	19
Huntingdon	24	0	0	3	27	11
Indiana	24	0	0	7	31	24
Jefferson	22	1	0	4	27	23
McKean	16	5	0	21	42	24
Mifflin	22	0	0	1	23	11
Perry	11	1	0	2	14	26
Pike	2	0	0	47	49	12
Somerset	13	4	0	5	22	25
Susquehanna	9	0	0	38	47	15
Tioga	8	0	0	31	39	11
Venango	18	0	3	12	33	6
Warren	10	0	0	9	19	8
Wayne	6	0	0	28	34	12
7th Class Counties						
Juniata	5	1	0	3	9	2
Snyder	14	1	0	6	21	9
Union	2	5	0	6	13	11
Wyoming	0	0	0	1	1	7
8th Class Counties						
Cameron	3	0	0	2	5	3
Forest	0	0	0	0	0	0
Fulton	2	0	0	4	6	4
Montour	1	0	0	0	1	0
Potter	6	1	0	1	8	10
Sullivan	0	0	0	0	0	2

Data provided by PACSES

PATERNITY

... legal determination of fatherhood. Paternity must be established before child or medical support can be ordered.

Pending Paternity The number of cases in which a paternity matter has been filed, but there is no establishment or acknowledgement.

Paternity Acknowledgements Filed

During Conference The alleged father signed the Acknowledgement of Paternity - Waiver of Trial (PE-010) at the initial child support conference.

Non-Domestic Relations Section The voluntary Acknowledgement of Paternity (AOP) interfaced between the Pennsylvania Child Support Enforcement System (PACSES) and the Paternity Tracking System (PTS) to establish paternity for the child.

Non-Stipulated (post genetic test) The alleged father signed the Acknowledgement of Paternity - Waiver of Trial (PE-010) after genetic tests were conducted and resulted in the alleged father being determined to be the biological father.

Pre-Trial Conference The alleged father signed the Acknowledgement of Paternity - Waiver of Trial (PE-010) at a child support conference.

Paternity Established

Stipulated by Genetic Tests The alleged father requested genetic tests and signed a stipulation that if the test results had a 99% or higher probability of paternity, then the alleged father would be stipulated as the biological father of the child.

Default - Father Failed to Appear The alleged father failed to appear after being served for either a support conference, hearing, or genetic test, and a default paternity order was entered by the court.

Adjudication by Court Proceeding The alleged father was determined to be the biological father of the child through a court proceeding.

Out of State Paternity was established in another state, "Out of state only".

2014 COMMON PLEAS STATE TOTALS CUSTODY & DIVORCE

	Custody/ Partial Custody/ Visitation	Divorce
Cases Pending 1/1/14	29,934 (R)	70,793 (R)
New Cases Filed	45,580	38,153
Cases Available for Processing	75,514	108,946
Processed By:		
Judge	18,368	2,873
Non-Judicial Officer	23,434	2,494
Uncontested	- - - -	29,010
Other	8,346	3,194
Cases Processed	50,148	37,571
Cases Pending 12/31/14	25,366	71,375

(R) - Revised

FAMILY COURT CASELOAD - 2014 CUSTODY/PARTIAL CUSTODY/VISITATION

	Begin Pending	New Cases Filed	Cases Processed	End Pending	Processed By:		
					Judge	Non-Judicial Officer	Other
1st Class County							
Philadelphia	12,530	8,922	12,466	8,986	7,983	4,427	56
2nd Class County							
Allegheny	1,329	4,413	2,769	2,973	790	1,165	814
2A Class Counties							
Bucks	227	1,651	1,661	217	657	646	358
Delaware	1,231 (R)	769	1,199	801	210	862	127
Montgomery	706	3,939	4,037	608	2,377	1,240	420
3rd Class Counties							
Berks	558	973	1,031	500	582	330	119
Chester	1,962	1,093	1,465	1,590	65	602	798
Cumberland	278	732	722	288	107	454	161
Dauphin	271	1,166	1,127	310	147	660	320
Erie	229	1,067	1,163	133	200	893	70
Lackawanna	119	368	350	137	48	255	47
Lancaster	38	1,125	1,130	33	135	930	65
Lehigh	367	1,715	1,629	453	135	858	636
Luzerne	102	1,838	1,883	57	335	1,548	0
Northampton	212	740	827	125	129	368	330
Westmoreland	847	1,161	1,641	367	582	729	330
York	524	1,414	1,335	603	203	921	211
4th Class Counties							
Beaver	220	789	809	200	342	412	55
Butler	10	548	524	34	22	460	42
Cambria	164	358	349	173	39	290	20
Centre	0	172	171	1	171	0	0
Fayette	245	262	279	228	21	250	8
Franklin	0	302	297	5	0	277	20
Monroe	496	672	1,063	105	134	860	69
Schuylkill	153	574	522	205	156	332	34
Washington	410	548	615	343	81	304	230
5th Class Counties							
Adams	90	590	601	79	596	0	5
Blair	259	785	845	199	118	500	227
Lawrence	221 (R)	315	397	139	29	351	17
Lebanon	670 (R)	494	354	810	58	164	132
Lycoming	146 (R)	598	559	185	110	359	90
Mercer	36	231	237	30	184	36	17
Northumberland	222	560	595	187	1	434	160

(R) - Revised

FAMILY COURT CASELOAD - 2014 CUSTODY/PARTIAL CUSTODY/VISITATION

	Begin Pending	New Cases Filed	Cases Processed	End Pending	Processed By:		
					Judge	Non-Judicial Officer	Other
6th Class Counties							
Armstrong	111	193	194	110	39	0	155
Bedford	100	272	212	160	153	0	59
Bradford	250	259	159	350	25	1	133
Carbon	99	371	381	89	234	122	25
Clarion	44	137	162	19	37	42	83
Clearfield	47	216	231	32	137	21	73
Clinton	426	96	5	517	4	0	1
Columbia	552	239	602	189	1	212	389
Crawford	618	231	358	491	30	165	163
Elk	38	96	99	35	13	52	34
Greene	17	74	72	19	0	18	54
Huntingdon	99	79	74	104	64	0	10
Indiana	217	183	137	263	67	64	6
Jefferson	99	170	193	76	6	87	100
McKean	78	266	313	31	105	172	36
Mifflin	56	232	229	59	68	0	161
Perry	560	194	157	597	143 (O)	0	14
Pike	40	126	147	19	55	92	0
Somerset	62	193	192	63	21	117	54
Susquehanna	231	63	13	281	6	6	1
Tioga	13	83	91	5	1	87	3
Venango	0	84	84	0	81	3	0
Warren	99	216	182	133	48	89	45
Wayne	6	124	128	2	0	66	62
7th Class Counties							
Juniata	79	46	37	88	37	0	0
Snyder	107	170	197	80	74	38	85
Union	97	84	79	102	75	0	4
Wyoming	64	58	51	71	46	0	5
8th Class Counties							
Cameron	2	25	21	6	2	16	3
Forest	11	8	13	6	6	2	5
Fulton	52	22	53	21	38	0	15
Montour	599	35	596	38	1	25	570
Potter	187	45	30	202	0	20	10
Sullivan	2	6	4	4	4	0	0

(O) - Overinclusive, includes cases that have been processed by a Non-Judicial Officer as well as cases that have been dismissed.

CUSTODY/PARTIAL CUSTODY/VISITATION

... a category of cases which are legal proceedings to determine the right:

- 1) **Custody** - to keep, control, guard, care for and preserve a child;
- 2) **Partial Custody** - to take possession of a child from the custodial person for a specified length of time;
- 3) **Visitation** - to visit a child without the right to remove a child from custodial person's control.

Cases Processed	A case is considered processed when a final order is entered.
Judge	This disposition type refers to the number of cases in which disputed issues of fact were heard by a judge in an evidentiary proceeding. NOT included are those cases signed by a judge in which the agreement was reached by a hearing officer, mediator, or conciliator.
New Cases Filed	A new custody/partial custody/visitation case is initiated with the filing of a complaint. The unit of count is the petition and NOT the number of children listed on the petition. Included are petitions to modify existing custody or visitation orders. NOT included are petitions for special relief or emergency petitions.
Non-Judicial Officer	This disposition type refers to the number of cases processed or disposed by a mediator, conciliator, hearing officer, master or other domestic relations personnel.
Other	This disposition type refers to the number of cases not processed by a judge or non-judicial officer. Included are all cases which have been transferred, withdrawn, discontinued, Pa.R.J.A. 1901 dismissals, and stipulations by the parties in which there was NO mediation, conciliation, or hearing before a hearing officer, master or judge.

FAMILY COURT CASELOAD - 2014 DIVORCE

	Begin Pending	New Cases Filed	Cases Processed	End Pending	Processed By:			
					Judge	Non-Judicial Officer	Uncontested	Other
1st Class County								
Philadelphia	14,601	1,721	1,469	14,853	1,458	0	0	11
2nd Class County								
Allegheny	5,619	2,667	2,441	5,845	621	169	1,649	2
2A Class Counties								
Bucks	523	1,226	1,218	531	19	126	1,073	0
Delaware	1,950 (R)	920	720	2,150	0	0	720	0
Montgomery	2,762	1,612	1,799	2,575	0	0	1,799 (O)	0
3rd Class Counties								
Berks	2,549	1,190	1,132	2,607	21	88	920	103
Chester	2,014	1,264	1,152	2,126	58	180	901	13
Cumberland	889 (R)	641	746	784	0	7	656	83
Dauphin	1,095	795	877	1,013	7	13	705	152
Erie	419	628	897	150	0	78	631	188
Lackawanna	320	574	560	334	0	81	479	0
Lancaster	3,622	1,356	1,282	3,696	0	5	1,277	0
Lehigh	1,450	904	942	1,412	0	125	674	143
Luzerne	74	723	678	119	0	654	0	24
Northampton	1,412	845	766	1,491	0	60	705	1
Westmoreland	2,770	906	910	2,766	5	97	774	34
York	2,746	1,245	1,455	2,536	10	9	1,268	168
4th Class Counties								
Beaver	756 (R)	476	456	776	6	0	389	61
Butler	1,244 (R)	470	1,038	676	18	0	410	610
Cambria	365	323	261	427	3	2	248	8
Centre	1,086	358	438	1,006	0	0	289	149
Fayette	655	446	460	641	1	4	401	54
Franklin	738	524	530	732	0	7	458	65
Monroe	851 (R)	405	378	878	127	49	194	8
Schuylkill	911	387	403	895	0	22	317	64
Washington	966	642	533	1,075	2	55	476	0
5th Class Counties								
Adams	461	395	342	514	3	13	314	12
Blair	883	337	323	897	3	15	305	0
Lawrence	372 (R)	282	263	391	87	15	116	45
Lebanon	886 (R)	941	460	1,367	79	58	323	0
Lycoming	175 (R)	347	278	244	0	260	18	0
Mercer	453	330	429	354	1	36	295	97
Northumberland	585	293	267	611	29	38	188	12

(R) - Revised

(O) - Overinclusive, includes cases in which a judge held an evidentiary hearing.

FAMILY COURT CASELOAD - 2014 DIVORCE

	Begin Pending	New Cases Filed	Cases Processed	End Pending	Processed By:			
					Judge	Non-Judicial Officer	Uncontested	Other
6th Class Counties								
Armstrong	128	182	180	130	0	26	154	0
Bedford	301	163	205	259	66	0	122	17
Bradford	287	184	195	276	0	1	188	6
Carbon	232	200	209	223	1	32	142	34
Clarion	42	79	76	45	3	6	64	3
Clearfield	364	253	325	292	11	2	260	52
Clinton	207	153	116	244	89	0	14	13
Columbia	488	197	403	282	7	16	172	208
Crawford	542	268	273	537	0	18	225	30
Elk	167	108	67	208	0	0	62	5
Greene	154	96	121	129	0	3	98	20
Huntingdon	246	130	166	210	28	0	100	38
Indiana	374	233	203	404	0	0	201	2
Jefferson	212	165	161	216	0	0	161	0
McKean	72 (R)	149	180	41	0	34	136	10
Mifflin	312	144	144	312	0	0	128	16
Perry	289	117	124	282	1	2	113	8
Pike	318	127	172	273	0	40	132	0
Somerset	405	214	258	361	5	0	183	70
Susquehanna	281	127	106	302	58	5	39	4
Tioga	102	102	120	84	0	0	119	1
Venango	173	175	178	170	21	5	151	1
Warren	232	93	108	217	4	0	104	0
Wayne	186	137	129	194	1	6	64	58
7th Class Counties								
Juniata	119	59	96	82	2	3	67	24
Snyder	127	118	115	130	0	2	102	11
Union	99	94	97	96	0	0	58	39
Wyoming	241	85	50	276	0	15	33	2
8th Class Counties								
Cameron	3,462	1,935	1,715	3,682	0	0	1,703	12
Forest	20	9	8	21	1	0	7	0
Fulton	57 (R)	46	42	61	4	0	8	30
Montour	85	60	86	59	4	12	27	43
Potter	4,238	5,775	5,229	4,784	5	0	4,894	330
Sullivan	29	3	11	21	4	0	7	0

(R) - Revised

DIVORCE

... a legal proceeding to dissolve a marriage.

Cases Processed	A divorce case is counted as processed when a final decree is issued granting or denying the divorce. Equitable distribution may be ongoing though the petition is counted as disposed.
Judge	This disposition type refers to the number of cases in which disputed issues of fact were heard by a judge in an evidentiary proceeding. Included are single cases with multiple hearings AT LEAST ONE of which was held before a judge.
New Cases Filed	A new divorce action is initiated with the filing of a complaint.
Non-Judicial Officer	This disposition type refers to the number of cases in which disputed issues of fact were heard by a master in an evidentiary proceeding. Included are single cases with multiple hearings in which there were NO hearings before a judge.
Other	This disposition type refers to the number of cases not processed by a judge, or non-judicial officer, or matters which were not uncontested. Included are all cases which have been transferred, withdrawn, discontinued, and Pa.R.J.A. 1901 dismissals.
Uncontested	This disposition type refers to the number of matters resolved by mediation, conciliation or stipulation. Included are all matters resolved without an evidentiary hearing, i.e. those in which there was no evidentiary proceeding and the judge signed a final decree.

State Total	25,945
1st Class County	
Philadelphia	5,167
2nd Class County	
Allegheny	2,663
2A Class Counties	
Bucks	694
Delaware	1,254
Montgomery	997
3rd Class Counties	
Berks	867
Chester	603
Cumberland	473
Dauphin	948
Erie	547
Lackawanna	335
Lancaster	1,056
Lehigh	856
Luzerne	483
Northampton	509
Westmoreland	499
York	853
4th Class Counties	
Beaver	374
Butler	218
Cambria	508
Centre	100
Fayette	335
Franklin	369
Monroe	259
Schuylkill	278
Washington	475
5th Class Counties	
Adams	206
Blair	215
Lawrence	229
Lebanon	243
Lycoming	390
Mercer	341
Northumberland	212

6th Class Counties	
Armstrong	83
Bedford	53
Bradford	98
Carbon	109
Clarion	45
Clearfield	109
Clinton	96
Columbia	50
Crawford	187
Elk	85
Greene	41
Huntingdon	231
Indiana	122
Jefferson	62
McKean	106
Mifflin	68
Perry	82
Pike	71
Somerset	77
Susquehanna	56
Tioga	54
Venango	114
Warren	88
Wayne	39
7th Class Counties	
Juniata	23
Snyder	54
Union	23
Wyoming	55
8th Class Counties	
Cameron	13
Forest	5
Fulton	30
Montour	24
Potter	29
Sullivan	7

In 2014, the counties transitioned delinquency case management to the statewide Common Pleas Case Management System (CPCMS). The project is ongoing therefore, only selected delinquency data are reported for 2014; full publication of the detailed delinquency data will debut in 2015.



2014 COMMON PLEAS STATE TOTALS JUVENILE DEPENDENCY

<u>Active Dependent</u>	Abuse/ Neglect	Status Offenses
Cases Pending 1/1/14	1,554	76
New Petitions Filed	10,510	431
Other	1,555	63
Petitions Available for Processing	13,619	570

Processed By:

Adjudicated Dependent		
Judge	7,012	215
Master	2,404	154
Adjudicated NOT Dependent		
Judge	724	15
Master	428	22
Withdrawn/Dismissed/Inactive	957	39
Other	610	38
Petitions Processed	12,135	483
Cases Pending 12/31/14	1,484	87

Adjudicated Dependent

Cases Pending 1/1/14	17,107	599
New Adjudicated Dependent Cases	9,416	369
Other	380	17
Adjudicated Dependent Cases	26,903	985
Court Supervision Terminated	8,105	367
Cases Pending 12/31/14	18,798	618

The Active Dependent Inventory includes petitions for dependency that are awaiting adjudication. This inventory is counted separately from adjudicated cases that are under court supervision.

If the case is adjudicated dependent, the case becomes part of the Adjudicated Dependent Inventory and continues under court supervision.

Court Supervision Terminated By:

Abuse/Neglect

Placement with a Relative/Guardian	3,658 (45.1%)
Adoption	1,617 (20.0%)
Aged Out	1,107 (13.7%)
Family Reunification	1,043 (12.9%)
* Other	462 (5.7%)
** Other Permanency Outcomes	218 (2.7%)

Status Offenses

Placement with a Relative/Guardian	169 (46.0%)
Family Reunification	84 (22.9%)
Aged Out	82 (22.3%)
* Other	20 (5.4%)
** Other Permanency Outcomes	10 (2.7%)
Adoption	2 (0.5%)

* Other includes cases where court supervision is terminated due to transfer out of jurisdiction, withdrawal and administrative closure.

** Other Permanency Outcomes include: adjudicated delinquent, death due to natural causes, emancipation, permanent living arrangement, and parent has come forward.

FAMILY COURT CASELOAD - 2014 JUVENILE DEPENDENCY ABUSE/NEGLECT
 PENDING ADJUDICATION - AVAILABLE FOR PROCESSING



	Begin Pending	New Petitions Filed	Other	Petitions Available for Processing	Petitions Processed	End Pending
1st Class County						
Philadelphia	215	3,055	407	3,677	3,359	318
2nd Class County						
Allegheny	299	1,108	239	1,646	1,324	322
2A Class Counties						
Bucks	113	281	71	465	415	50
Delaware	81	338	51	470	443	27
Montgomery	56	209	20	285	218	67
3rd Class Counties						
Berks	95	527	46	668	615	53
Chester	6	63	7	76	68	8
Cumberland	24	215	52	291	269	22
Dauphin	16	224	10	250	214	36
Erie	27	246	44	317	305	12
Lackawanna	29	182	36	247	200	47
Lancaster	59	279	8	346	320	26
Lehigh	23	172	33	228	200	28
Luzerne	111	494	54	659	557	102
Northampton	32	137	25	194	167	27
Westmoreland	3	118	13	134	121	13
York	15	247	25	287	273	14
4th Class Counties						
Beaver	4	29	10	43	42	1
Butler	13	68	20	101	83	18
Cambria	7	98	13	118	113	5
Centre	5	43	3	51	42	9
Fayette	46	252	37	335	302	33
Franklin	7	58	6	71	62	9
Monroe	14	121	10	145	140	5
Schuylkill	18	376	113	507	493	14
Washington	48	212	24	284	260	24
5th Class Counties						
Adams	3	13	0	16	12	4
Blair	33	166	17	216	202	14
Lawrence	7	111	14	132	109	23
Lebanon	0	50	2	52	50	2
Lycoming	1	22	0	23	22	1
Mercer	14	27	3	44	43	1
Northumberland	11	84	18	113	104	9

FAMILY COURT CASELOAD - 2014 JUVENILE DEPENDENCY ABUSE/NEGLECT
 PENDING ADJUDICATION - AVAILABLE FOR PROCESSING



	Begin Pending	New Petitions Filed	Other	Petitions Available for Processing	Petitions Processed	End Pending
6th Class Counties						
Armstrong	0	24	2	26	22	4
Bedford	1	38	5	44	40	4
Bradford	8	61	5	74	71	3
Carbon	0	23	8	31	27	4
Clarion	0	13	0	13	13	0
Clearfield	3	38	6	47	40	7
Clinton	3	33	8	44	38	6
Columbia	20	41	8	69	61	8
Crawford	9	76	6	91	76	15
Elk	1	5	1	7	7	0
Greene	2	59	7	68	58	10
Huntingdon	5	59	10	74	73	1
Indiana	8	27	3	38	35	3
Jefferson	0	72	4	76	73	3
McKean	6	54	4	64	54	10
Mifflin	0	15	1	16	16	0
Perry	0	6	1	7	7	0
Pike	4	15	6	25	22	3
Somerset	1	20	8	29	26	3
Susquehanna	0	33	8	41	40	1
Tioga	4	44	10	58	55	3
Venango	2	6	3	11	10	1
Warren	0	9	0	9	9	0
Wayne	1	38	0	39	35	4
7th Class Counties						
Juniata	34	10	2	46	11	35
Snyder	2	33	1	36	34	2
Union	1	11	0	12	11	1
Wyoming	0	11	3	14	12	2
8th Class Counties						
Cameron	0	4	3	7	7	0
Forest	0	0	0	0	0	0
Fulton	0	2	0	2	2	0
Montour	4	4	1	9	2	7
Potter	0	1	0	1	1	0
Sullivan	0	0	0	0	0	0

FAMILY COURT CASELOAD - 2014 JUVENILE DEPENDENCY ABUSE/NEGLECT
 PENDING ADJUDICATION - PROCESSED



	Adjudicated Dependent		Adjudicated NOT Dependent		Withdrawn/ Dismissed/ Inactive	Other
	Judge	Master	Judge	Master		
1st Class County						
Philadelphia	2,755	251	319	34	0	0
2nd Class County						
Allegheny	824	0	129	0	291	80
2A Class Counties						
Bucks	255	0	5	0	150	5
Delaware	15	288	3	30	86	21
Montgomery	162	24	0	0	7	25
3rd Class Counties						
Berks	520	0	10	0	74	11
Chester	10	48	0	2	0	8
Cumberland	4	156	7	90	0	12
Dauphin	16	159	2	22	0	15
Erie	30	263	1	7	0	4
Lackawanna	165	0	0	0	6	29
Lancaster	267	0	20	0	17	16
Lehigh	6	84	5	23	48	34
Luzerne	55	293	26	107	8	68
Northampton	16	123	0	8	0	20
Westmoreland	7	91	1	5	17	0
York	223	0	4	0	46	0
4th Class Counties						
Beaver	11	23	5	2	0	1
Butler	2	64	0	9	7	1
Cambria	69	16	18	2	0	8
Centre	36	0	3	0	0	3
Fayette	243	0	48	0	0	11
Franklin	9	43	2	0	8	0
Monroe	112	0	25	0	2	1
Schuylkill	388	0	28	0	77	0
Washington	60	125	4	14	6	51
5th Class Counties						
Adams	8	0	0	0	3	1
Blair	21	120	2	40	19	0
Lawrence	5	83	1	1	0	19
Lebanon	45	0	0	0	0	5
Lycoming	15	2	1	1	1	2
Mercer	18	0	4	0	0	21
Northumberland	87	0	5	0	0	12

FAMILY COURT CASELOAD - 2014 JUVENILE DEPENDENCY ABUSE/NEGLECT
 PENDING ADJUDICATION - PROCESSED



	Adjudicated Dependent		Adjudicated NOT Dependent		Withdrawn/ Dismissed/ Inactive	Other
	Judge	Master	Judge	Master		
6th Class Counties						
Armstrong	19	0	1	0	2	0
Bedford	19	0	0	0	20	1
Bradford	5	35	2	20	0	9
Carbon	22	0	3	0	2	0
Clarion	11	0	0	0	0	2
Clearfield	34	0	0	0	0	6
Clinton	28	0	10	0	0	0
Columbia	0	37	0	3	20	1
Crawford	0	58	2	8	2	6
Elk	3	0	0	0	0	4
Greene	23	10	0	0	0	25
Huntingdon	60	0	1	0	12	0
Indiana	19	0	3	0	0	13
Jefferson	60	0	0	0	10	3
McKean	39	2	0	0	0	13
Mifflin	15	0	0	0	0	1
Perry	5	0	1	0	0	1
Pike	11	0	0	0	9	2
Somerset	21	0	3	0	1	1
Susquehanna	25	0	8	0	0	7
Tioga	36	0	4	0	0	15
Venango	8	0	0	0	0	2
Warren	8	0	0	0	1	0
Wayne	24	5	0	0	0	6
7th Class Counties						
Juniata	4	0	1	0	0	6
Snyder	24	0	4	0	5	1
Union	11	0	0	0	0	0
Wyoming	9	0	3	0	0	0
8th Class Counties						
Cameron	7	0	0	0	0	0
Forest	0	0	0	0	0	0
Fulton	2	0	0	0	0	0
Montour	0	1	0	0	0	1
Potter	1	0	0	0	0	0
Sullivan	0	0	0	0	0	0

FAMILY COURT CASELOAD - 2014 JUVENILE DEPENDENCY STATUS OFFENSES
 PENDING ADJUDICATION - AVAILABLE FOR PROCESSING



	Begin Pending	New Petitions Filed	Other	Petitions Available for Processing	Petitions Processed	End Pending
1st Class County						
Philadelphia	0	0	7	7	6	1
2nd Class County						
Allegheny	3	12	1	16	11	5
2A Class Counties						
Bucks	0	0	0	0	0	0
Delaware	0	2	1	3	3	0
Montgomery	9	14	1	24	15	9
3rd Class Counties						
Berks	0	1	0	1	0	1
Chester	2	14	0	16	15	1
Cumberland	4	7	1	12	10	2
Dauphin	1	17	3	21	20	1
Erie	0	0	0	0	0	0
Lackawanna	2	6	1	9	6	3
Lancaster	0	12	0	12	11	1
Lehigh	0	6	0	6	6	0
Luzerne	12	38	4	54	34	20
Northampton	0	8	1	9	8	1
Westmoreland	1	50	8	59	52	7
York	0	0	0	0	0	0
4th Class Counties						
Beaver	0	10	0	10	6	4
Butler	1	5	1	7	7	0
Cambria	1	38	0	39	36	3
Centre	0	1	0	1	1	0
Fayette	4	14	1	19	18	1
Franklin	1	17	6	24	21	3
Monroe	0	0	0	0	0	0
Schuylkill	0	7	4	11	10	1
Washington	12	8	1	21	12	9
5th Class Counties						
Adams	0	1	0	1	0	1
Blair	0	0	0	0	0	0
Lawrence	0	0	0	0	0	0
Lebanon	1	15	0	16	16	0
Lycoming	0	1	0	1	1	0
Mercer	3	6	4	13	13	0
Northumberland	1	2	0	3	3	0

FAMILY COURT CASELOAD - 2014 JUVENILE DEPENDENCY STATUS OFFENSES
 PENDING ADJUDICATION - AVAILABLE FOR PROCESSING



	Begin Pending	New Petitions Filed	Other	Petitions Available for Processing	Petitions Processed	End Pending
6th Class Counties						
Armstrong	1	8	2	11	11	0
Bedford	0	0	0	0	0	0
Bradford	0	0	0	0	0	0
Carbon	0	4	0	4	4	0
Clarion	0	0	0	0	0	0
Clearfield	4	34	1	39	38	1
Clinton	0	3	5	8	8	0
Columbia	0	0	0	0	0	0
Crawford	0	2	0	2	2	0
Elk	0	0	0	0	0	0
Greene	0	8	0	8	8	0
Huntingdon	2	8	4	14	14	0
Indiana	5	21	0	26	22	4
Jefferson	0	12	4	16	16	0
McKean	0	0	1	1	1	0
Mifflin	0	0	0	0	0	0
Perry	0	0	0	0	0	0
Pike	0	0	0	0	0	0
Somerset	0	5	1	6	6	0
Susquehanna	0	0	0	0	0	0
Tioga	0	1	0	1	1	0
Venango	0	0	0	0	0	0
Warren	0	0	0	0	0	0
Wayne	0	0	0	0	0	0
7th Class Counties						
Juniata	4	4	0	8	3	5
Snyder	1	0	0	1	1	0
Union	0	1	0	1	1	0
Wyoming	0	3	0	3	3	0
8th Class Counties						
Cameron	1	2	0	3	1	2
Forest	0	1	0	1	0	1
Fulton	0	0	0	0	0	0
Montour	0	1	0	1	1	0
Potter	0	1	0	1	1	0
Sullivan	0	0	0	0	0	0

FAMILY COURT CASELOAD - 2014 JUVENILE DEPENDENCY STATUS OFFENSES
 PENDING ADJUDICATION - PROCESSED



	Adjudicated Dependent		Adjudicated NOT Dependent		Withdrawn/ Dismissed/ Inactive	Other
	Judge	Master	Judge	Master		
1st Class County						
Philadelphia	5	0	1	0	0	0
2nd Class County						
Allegheny	9	0	0	0	2	0
2A Class Counties						
Bucks	0	0	0	0	0	0
Delaware	0	2	0	0	1	0
Montgomery	9	0	0	0	6	0
3rd Class Counties						
Berks	0	0	0	0	0	0
Chester	1	13	0	0	0	1
Cumberland	0	6	0	3	0	1
Dauphin	2	15	0	3	0	0
Erie	0	0	0	0	0	0
Lackawanna	4	0	0	0	1	1
Lancaster	9	0	0	0	2	0
Lehigh	0	3	0	3	0	0
Luzerne	10	11	2	7	0	4
Northampton	0	6	0	0	0	2
Westmoreland	0	41	0	0	11	0
York	0	0	0	0	0	0
4th Class Counties						
Beaver	3	1	1	0	0	1
Butler	0	6	0	0	1	0
Cambria	3	27	1	3	0	2
Centre	1	0	0	0	0	0
Fayette	16	0	1	0	0	1
Franklin	0	14	1	0	6	0
Monroe	0	0	0	0	0	0
Schuylkill	6	0	1	0	3	0
Washington	1	5	0	1	0	5
5th Class Counties						
Adams	0	0	0	0	0	0
Blair	0	0	0	0	0	0
Lawrence	0	0	0	0	0	0
Lebanon	16	0	0	0	0	0
Lycoming	0	0	0	0	0	1
Mercer	6	0	0	0	0	7
Northumberland	3	0	0	0	0	0

FAMILY COURT CASELOAD - 2014 JUVENILE DEPENDENCY STATUS OFFENSES
 PENDING ADJUDICATION - PROCESSED



	Adjudicated Dependent		Adjudicated NOT Dependent		Withdrawn/ Dismissed/ Inactive	Other
	Judge	Master	Judge	Master		
6th Class Counties						
Armstrong	10	0	0	0	0	1
Bedford	0	0	0	0	0	0
Bradford	0	0	0	0	0	0
Carbon	2	0	0	0	2	0
Clarion	0	0	0	0	0	0
Clearfield	37	0	0	0	0	1
Clinton	3	0	5	0	0	0
Columbia	0	0	0	0	0	0
Crawford	0	0	0	2	0	0
Elk	0	0	0	0	0	0
Greene	2	4	0	0	0	2
Huntingdon	11	0	0	0	1	2
Indiana	18	0	0	0	2	2
Jefferson	15	0	0	0	0	1
McKean	1	0	0	0	0	0
Mifflin	0	0	0	0	0	0
Perry	0	0	0	0	0	0
Pike	0	0	0	0	0	0
Somerset	6	0	0	0	0	0
Susquehanna	0	0	0	0	0	0
Tioga	0	0	0	0	0	1
Venango	0	0	0	0	0	0
Warren	0	0	0	0	0	0
Wayne	0	0	0	0	0	0
7th Class Counties						
Juniata	1	0	0	0	0	2
Snyder	0	0	0	0	1	0
Union	1	0	0	0	0	0
Wyoming	1	0	2	0	0	0
8th Class Counties						
Cameron	1	0	0	0	0	0
Forest	0	0	0	0	0	0
Fulton	0	0	0	0	0	0
Montour	1	0	0	0	0	0
Potter	1	0	0	0	0	0
Sullivan	0	0	0	0	0	0

FAMILY COURT CASELOAD - 2014 JUVENILE DEPENDENCY ABUSE/NEGLECT
ADJUDICATED DEPENDENT - AVAILABLE FOR PROCESSING



	Begin Pending	New Adjudicated Dependent Cases	Other	Adjudicated Dependent Cases	Court Supervision Terminated	End Pending
1st Class County						
Philadelphia	5,200	3,006	19	8,225	1,862	6,363
2nd Class County						
Allegheny	1,782	824	57	2,663	935	1,728
2A Class Counties						
Bucks	474	255	2	731	217	514
Delaware	673	303	12	988	257	731
Montgomery	559	186	15	760	185	575
3rd Class Counties						
Berks	745	520	10	1,275	397	878
Chester	195	58	3	256	66	190
Cumberland	218	160	8	386	185	201
Dauphin	335	175	12	522	117	405
Erie	317	293	8	618	204	414
Lackawanna	324	165	6	495	133	362
Lancaster	473	267	9	749	206	543
Lehigh	237	90	13	340	136	204
Luzerne	571	348	36	955	446	509
Northampton	297	139	12	448	128	320
Westmoreland	204	98	4	306	130	176
York	473	223	3	699	229	470
4th Class Counties						
Beaver	44	34	1	79	25	54
Butler	109	66	1	176	62	114
Cambria	138	85	5	228	78	150
Centre	74	36	2	112	26	86
Fayette	289	243	7	539	253	286
Franklin	76	52	4	132	38	94
Monroe	172	112	3	287	107	180
Schuylkill	415	388	0	803	334	469
Washington	310	185	24	519	195	324
5th Class Counties						
Adams	56	8	3	67	27	40
Blair	152	141	0	293	119	174
Lawrence	188	88	10	286	55	231
Lebanon	59	45	3	107	30	77
Lycoming	47	17	1	65	33	32
Mercer	79	18	14	111	70	41
Northumberland	296	87	5	388	106	282

FAMILY COURT CASELOAD - 2014 JUVENILE DEPENDENCY ABUSE/NEGLECT
ADJUDICATED DEPENDENT - AVAILABLE FOR PROCESSING



	Begin Pending	New Adjudicated Dependent Cases	Other	Adjudicated Dependent Cases	Court Supervision Terminated	End Pending
6th Class Counties						
Armstrong	30	19	0	49	16	33
Bedford	30	19	0	49	22	27
Bradford	89	40	2	131	43	88
Carbon	23	22	0	45	11	34
Clarion	28	11	0	39	11	28
Clearfield	147	34	4	185	46	139
Clinton	35	28	0	63	28	35
Columbia	202	37	4	243	40	203
Crawford	141	58	4	203	46	157
Elk	14	3	3	20	4	16
Greene	91	33	9	133	55	78
Huntingdon	53	60	0	113	46	67
Indiana	64	19	10	93	31	62
Jefferson	29	60	1	90	20	70
McKean	93	41	13	147	74	73
Mifflin	46	15	1	62	21	41
Perry	3	5	5	13	5	8
Pike	20	11	0	31	5	26
Somerset	53	21	1	75	25	50
Susquehanna	43	25	1	69	28	41
Tioga	70	36	0	106	43	63
Venango	27	8	1	36	10	26
Warren	18	8	0	26	17	9
Wayne	62	29	0	91	10	81
7th Class Counties						
Juniata	9	4	2	15	6	9
Snyder	13	24	1	38	13	25
Union	15	11	2	28	8	20
Wyoming	17	9	0	26	8	18
8th Class Counties						
Cameron	10	7	0	17	7	10
Forest	1	0	0	1	0	1
Fulton	12	2	2	16	5	11
Montour	20	1	2	23	2	21
Potter	8	1	0	9	1	8
Sullivan	10	0	0	10	7	3

FAMILY COURT CASELOAD - 2014 JUVENILE DEPENDENCY ABUSE/NEGLECT
ADJUDICATED DEPENDENT - COURT SUPERVISION TERMINATED



	Placement with a Relative/ Guardian	%	Adoption	%	Aged Out	%	Family Reunification	%	Other	%	Other Permanency Outcomes	%
1st Class County												
Philadelphia	1,009	54.2	306	16.4	373	20.0	112	6.0	15	0.8	47	2.5
2nd Class County												
Allegheny	485	51.9	176	18.8	175	18.7	17	1.8	70	7.5	12	1.3
2A Class Counties												
Bucks	73	33.6	45	20.7	34	15.7	49	22.6	14	6.5	2	0.9
Delaware	144	56.0	40	15.6	41	16.0	21	8.2	8	3.1	3	1.2
Montgomery	53	28.6	30	16.2	11	5.9	14	7.6	19	10.3	58	31.4
3rd Class Counties												
Berks	75	18.9	176	44.3	53	13.4	73	18.4	19	4.8	1	0.3
Chester	29	43.9	19	28.8	11	16.7	1	1.5	3	4.5	3	4.5
Cumberland	108	58.4	35	18.9	15	8.1	10	5.4	15	8.1	2	1.1
Dauphin	20	17.1	17	14.5	14	12.0	60	51.3	4	3.4	2	1.7
Erie	99	48.5	46	22.5	25	12.3	14	6.9	11	5.4	9	4.4
Lackawanna	54	40.6	20	15.0	8	6.0	34	25.6	14	10.5	3	2.3
Lancaster	44	21.4	92	44.7	24	11.7	31	15.0	12	5.8	3	1.5
Lehigh	43	31.6	35	25.7	13	9.6	38	27.9	4	2.9	3	2.2
Luzerne	333	74.7	58	13.0	31	7.0	9	2.0	11	2.5	4	0.9
Northampton	37	28.9	25	19.5	8	6.3	35	27.3	20	15.6	3	2.3
Westmoreland	51	39.2	32	24.6	18	13.8	25	19.2	4	3.1	0	--
York	45	19.7	51	22.3	63	27.5	60	26.2	1	0.4	9	3.9
4th Class Counties												
Beaver	12	48.0	4	16.0	2	8.0	4	16.0	3	12.0	0	--
Butler	20	32.3	29	46.8	2	3.2	8	12.9	3	4.8	0	--
Cambria	42	53.8	0	--	8	10.3	6	7.7	20	25.6	2	2.6
Centre	12	46.2	8	30.8	4	15.4	2	7.7	0	--	0	--
Fayette	128	50.6	16	6.3	5	2.0	96	37.9	5	2.0	3	1.2
Franklin	1	2.6	7	18.4	12	31.6	14	36.8	1	2.6	3	7.9
Monroe	23	21.5	34	31.8	21	19.6	29	27.1	0	--	0	--
Schuylkill	271	81.1	14	4.2	13	3.9	34	10.2	0	--	2	0.6
Washington	80	41.0	41	21.0	21	10.8	7	3.6	24	12.3	22	11.3
5th Class Counties												
Adams	3	11.1	6	22.2	5	18.5	9	33.3	1	3.7	3	11.1
Blair	45	37.8	42	35.3	5	4.2	26	21.8	0	--	1	0.8
Lawrence	19	34.5	14	25.5	7	12.7	6	10.9	7	12.7	2	3.6
Lebanon	13	43.3	0	--	7	23.3	4	13.3	3	10.0	3	10.0
Lycoming	16	48.5	10	30.3	1	3.0	5	15.2	1	3.0	0	--
Mercer	12	17.1	6	8.6	2	2.9	18	25.7	32	45.7	0	--
Northumberland	13	12.3	57	53.8	3	2.8	31	29.2	1	0.9	1	0.9

FAMILY COURT CASELOAD - 2014 JUVENILE DEPENDENCY ABUSE/NEGLECT
ADJUDICATED DEPENDENT - COURT SUPERVISION TERMINATED



	Placement with a Relative/ Guardian	%	Adoption	%	Aged Out	%	Family Reunification	%	Other	%	Other Permanency Outcomes	%
6th Class Counties												
Armstrong	9	56.3	2	12.5	1	6.3	4	25.0	0	--	0	--
Bedford	7	31.8	0	--	0	--	12	54.5	2	9.1	1	4.5
Bradford	32	74.4	3	7.0	4	9.3	1	2.3	2	4.7	1	2.3
Carbon	5	45.5	2	18.2	1	9.1	3	27.3	0	--	0	--
Clarion	4	36.4	6	54.5	1	9.1	0	--	0	--	0	--
Clearfield	26	56.5	6	13.0	6	13.0	1	2.2	5	10.9	2	4.3
Clinton	10	35.7	8	28.6	1	3.6	9	32.1	0	--	0	--
Columbia	12	30.0	0	--	7	17.5	20	50.0	0	--	1	2.5
Crawford	9	19.6	8	17.4	9	19.6	12	26.1	8	17.4	0	--
Elk	0	--	0	--	0	--	0	--	4	100.0	0	--
Greene	16	29.1	18	32.7	1	1.8	0	--	20	36.4	0	--
Huntingdon	23	50.0	3	6.5	3	6.5	13	28.3	3	6.5	1	2.2
Indiana	14	45.2	9	29.0	2	6.5	0	--	6	19.4	0	--
Jefferson	9	45.0	5	25.0	2	10.0	2	10.0	2	10.0	0	--
McKean	22	29.7	9	12.2	4	5.4	0	--	39	52.7	0	--
Mifflin	2	9.5	8	38.1	1	4.8	7	33.3	2	9.5	1	4.8
Perry	0	--	0	--	1	20.0	4	80.0	0	--	0	--
Pike	0	--	1	20.0	1	20.0	3	60.0	0	--	0	--
Somerset	3	12.0	3	12.0	4	16.0	15	60.0	0	--	0	--
Susquehanna	8	28.6	6	21.4	2	7.1	8	28.6	3	10.7	1	3.6
Tioga	10	23.3	9	20.9	4	9.3	12	27.9	8	18.6	0	--
Venango	3	30.0	5	50.0	0	--	2	20.0	0	--	0	--
Warren	5	29.4	8	47.1	3	17.6	0	--	1	5.9	0	--
Wayne	1	10.0	2	20.0	6	60.0	1	10.0	0	--	0	--
7th Class Counties												
Juniata	0	--	0	--	1	16.7	2	33.3	3	50.0	0	--
Snyder	4	30.8	2	15.4	2	15.4	0	--	2	15.4	3	23.1
Union	4	50.0	0	--	4	50.0	0	--	0	--	0	--
Wyoming	3	37.5	2	25.0	0	--	3	37.5	0	--	0	--
8th Class Counties												
Cameron	0	--	0	--	0	--	1	14.3	5	71.4	1	14.3
Forest	0	--	0	--	0	--	0	--	0	--	0	--
Fulton	2	40.0	1	20.0	1	20.0	1	20.0	0	--	0	--
Montour	0	--	0	--	0	--	0	--	2	100.0	0	--
Potter	1	100.	0	--	0	--	0	--	0	--	0	--
Sullivan	2	28.6	0	--	0	--	5	71.4	0	--	0	--

FAMILY COURT CASELOAD - 2014 JUVENILE DEPENDENCY STATUS OFFENSES
 ADJUDICATED DEPENDENT - AVAILABLE FOR PROCESSING



	Begin Pending	New Adjudicated Dependent Cases	Other	Adjudicated Dependent Cases	Court Supervision Terminated	End Pending
1st Class County						
Philadelphia	62	5	1	68	23	45
2nd Class County						
Allegheny	22	9	0	31	13	18
2A Class Counties						
Bucks	0	0	0	0	0	0
Delaware	5	2	0	7	4	3
Montgomery	82	9	0	91	8	83
3rd Class Counties						
Berks	5	0	0	5	1	4
Chester	27	14	1	42	12	30
Cumberland	4	6	1	11	5	6
Dauphin	23	17	0	40	15	25
Erie	4	0	0	4	3	1
Lackawanna	20	4	0	24	10	14
Lancaster	1	9	0	10	1	9
Lehigh	1	3	0	4	1	3
Luzerne	22	21	0	43	14	29
Northampton	7	6	1	14	7	7
Westmoreland	30	41	1	72	39	33
York	0	0	0	0	0	0
4th Class Counties						
Beaver	3	4	0	7	3	4
Butler	2	6	0	8	5	3
Cambria	0	30	1	31	6	25
Centre	2	1	0	3	2	1
Fayette	22	16	0	38	19	19
Franklin	15	14	1	30	13	17
Monroe	0	0	0	0	0	0
Schuylkill	18	6	0	24	13	11
Washington	13	6	1	20	8	12
5th Class Counties						
Adams	3	0	1	4	4	0
Blair	0	0	0	0	0	0
Lawrence	2	0	0	2	2	0
Lebanon	27	16	0	43	17	26
Lycoming	0	0	0	0	0	0
Mercer	15	6	2	23	18	5
Northumberland	1	3	0	4	3	1

FAMILY COURT CASELOAD - 2014 JUVENILE DEPENDENCY STATUS OFFENSES
 ADJUDICATED DEPENDENT - AVAILABLE FOR PROCESSING



	Begin Pending	New Adjudicated Dependent Cases	Other	Adjudicated Dependent Cases	Court Supervision Terminated	End Pending
6th Class Counties						
Armstrong	16	10	0	26	10	16
Bedford	0	0	0	0	0	0
Bradford	6	0	0	6	3	3
Carbon	5	2	1	8	5	3
Clarion	0	0	0	0	0	0
Clearfield	27	37	0	64	15	49
Clinton	8	3	0	11	7	4
Columbia	3	0	0	3	0	3
Crawford	2	0	0	2	0	2
Elk	6	0	0	6	0	6
Greene	9	6	2	17	9	8
Huntingdon	6	11	0	17	11	6
Indiana	27	18	1	46	14	32
Jefferson	3	15	1	19	7	12
McKean	1	1	0	2	1	1
Mifflin	0	0	0	0	0	0
Perry	1	0	1	2	1	1
Pike	0	0	0	0	0	0
Somerset	5	6	0	11	4	7
Susquehanna	3	0	0	3	1	2
Tioga	0	0	0	0	0	0
Venango	10	0	0	10	3	7
Warren	0	0	0	0	0	0
Wayne	5	0	0	5	1	4
7th Class Counties						
Juniata	2	1	0	3	0	3
Snyder	0	0	0	0	0	0
Union	2	1	0	3	3	0
Wyoming	1	1	0	2	1	1
8th Class Counties						
Cameron	4	1	0	5	2	3
Forest	0	0	0	0	0	0
Fulton	1	0	0	1	0	1
Montour	5	1	0	6	0	6
Potter	3	1	0	4	0	4
Sullivan	0	0	0	0	0	0

FAMILY COURT CASELOAD - 2014 JUVENILE DEPENDENCY STATUS OFFENSES
 ADJUDICATED DEPENDENT - COURT SUPERVISION TERMINATED



	Placement with a Relative/ Guardian	%	Family Reunification	%	Aged Out	%	Other	%	Other Permanency Outcomes	%	Adoption	%
1st Class County												
Philadelphia	6	26.1	0	--	16	69.6	0	--	1	4.3	0	--
2nd Class County												
Allegheny	5	38.5	0	--	6	46.2	1	7.7	1	7.7	0	--
2A Class Counties												
Bucks	0	--	0	--	0	--	0	--	0	--	0	--
Delaware	4	100.0	0	--	0	--	0	--	0	--	0	--
Montgomery	1	12.5	2	25.0	2	25.0	2	25.0	1	12.5	0	--
3rd Class Counties												
Berks	0	--	1	100.0	0	--	0	--	0	--	0	--
Chester	3	25.0	0	--	8	66.7	0	--	1	8.3	0	--
Cumberland	4	80.0	0	--	1	20.0	0	--	0	--	0	--
Dauphin	1	6.7	14	93.3	0	--	0	--	0	--	0	--
Erie	2	66.7	0	--	1	33.3	0	--	0	--	0	--
Lackawanna	8	80.0	0	--	2	20.0	0	--	0	--	0	--
Lancaster	0	--	0	--	0	--	0	--	1	100.0	0	--
Lehigh	1	100.0	0	--	0	--	0	--	0	--	0	--
Luzerne	12	85.7	0	--	1	7.1	1	7.1	0	--	0	--
Northampton	0	--	4	57.1	0	--	1	14.3	1	14.3	1	14.3
Westmoreland	12	30.8	19	48.7	6	15.4	1	2.6	1	2.6	0	--
York	0	--	0	--	0	--	0	--	0	--	0	--
4th Class Counties												
Beaver	1	33.3	1	33.3	1	33.3	0	--	0	--	0	--
Butler	2	40.0	3	60.0	0	--	0	--	0	--	0	--
Cambria	4	66.7	0	--	0	--	2	33.3	0	--	0	--
Centre	0	--	0	--	1	50.0	0	--	0	--	1	50.0
Fayette	10	52.6	4	21.1	5	26.3	0	--	0	--	0	--
Franklin	2	15.4	6	46.2	4	30.8	0	--	1	7.7	0	--
Monroe	0	--	0	--	0	--	0	--	0	--	0	--
Schuylkill	10	76.9	2	15.4	1	7.7	0	--	0	--	0	--
Washington	3	37.5	0	--	3	37.5	2	25.0	0	--	0	--
5th Class Counties												
Adams	3	75.0	0	--	1	25.0	0	--	0	--	0	--
Blair	0	--	0	--	0	--	0	--	0	--	0	--
Lawrence	1	50.0	0	--	1	50.0	0	--	0	--	0	--
Lebanon	7	41.2	6	35.3	2	11.8	1	5.9	1	5.9	0	--
Lycoming	0	--	0	--	0	--	0	--	0	--	0	--
Mercer	8	44.4	5	27.8	0	--	5	27.8	0	--	0	--
Northumberland	2	66.7	1	33.3	0	--	0	--	0	--	0	--

FAMILY COURT CASELOAD - 2014 JUVENILE DEPENDENCY STATUS OFFENSES
 ADJUDICATED DEPENDENT - COURT SUPERVISION TERMINATED



	Placement with a Relative/ Guardian	%	Family Reunification	%	Aged Out	%	Other	%	Other Permanency Outcomes	%	Adoption	%
6th Class Counties												
Armstrong	8	80.0	1	10.0	1	10.0	0	--	0	--	0	--
Bedford	0	--	0	--	0	--	0	--	0	--	0	--
Bradford	2	66.7	0	--	1	33.3	0	--	0	--	0	--
Carbon	1	20.0	3	60.0	1	20.0	0	--	0	--	0	--
Clarion	0	--	0	--	0	--	0	--	0	--	0	--
Clearfield	6	40.0	0	--	6	40.0	3	20.0	0	--	0	--
Clinton	6	85.7	1	14.3	0	--	0	--	0	--	0	--
Columbia	0	--	0	--	0	--	0	--	0	--	0	--
Crawford	0	--	0	--	0	--	0	--	0	--	0	--
Elk	0	--	0	--	0	--	0	--	0	--	0	--
Greene	9	100.0	0	--	0	--	0	--	0	--	0	--
Huntingdon	8	72.7	3	27.3	0	--	0	--	0	--	0	--
Indiana	6	42.9	1	7.1	6	42.9	0	--	1	7.1	0	--
Jefferson	4	57.1	2	28.6	1	14.3	0	--	0	--	0	--
McKean	0	--	1	100.0	0	--	0	--	0	--	0	--
Mifflin	0	--	0	--	0	--	0	--	0	--	0	--
Perry	0	--	1	100.0	0	--	0	--	0	--	0	--
Pike	0	--	0	--	0	--	0	--	0	--	0	--
Somerset	0	--	2	50.0	2	50.0	0	--	0	--	0	--
Susquehanna	0	--	0	--	1	100.0	0	--	0	--	0	--
Tioga	0	--	0	--	0	--	0	--	0	--	0	--
Venango	3	100.0	0	--	0	--	0	--	0	--	0	--
Warren	0	--	0	--	0	--	0	--	0	--	0	--
Wayne	0	--	0	--	1	100.0	0	--	0	--	0	--
7th Class Counties												
Juniata	0	--	0	--	0	--	0	--	0	--	0	--
Snyder	0	--	0	--	0	--	0	--	0	--	0	--
Union	3	100.0	0	--	0	--	0	--	0	--	0	--
Wyoming	0	--	1	100.0	0	--	0	--	0	--	0	--
8th Class Counties												
Cameron	1	50.0	0	--	0	--	1	50.0	0	--	0	--
Forest	0	--	0	--	0	--	0	--	0	--	0	--
Fulton	0	--	0	--	0	--	0	--	0	--	0	--
Montour	0	--	0	--	0	--	0	--	0	--	0	--
Potter	0	--	0	--	0	--	0	--	0	--	0	--
Sullivan	0	--	0	--	0	--	0	--	0	--	0	--

JUVENILE DEPENDENCY
ABUSE/NEGLECT & STATUS OFFENSE

... a classification of juvenile cases which involves the absence of the proper parental care or supervision necessary for the physical, mental, emotional, or moral health of an individual under 18 years of age.

Abuse/Neglect - *alleges non-accidental physical or mental injuries to a child. Abuse/Neglect cases include allegations of sexual abuse or exploitation, abandonment, insufficient food, housing, medical care, shelter or supervision which endangers the child's life or development, parent's inability to care for a child due to his or her own mental health, etc.*

Status Offense - *addresses acts or conduct which are recognized to be offenses, but only when committed or engaged in by juveniles and which can be adjudicated only by a juvenile court. Examples of status offenses are curfew violations, incorrigibility, juveniles alleged to be runaways, truancy, uncontrollable behavior, etc.*

Adjudicated Dependent If the case is adjudicated dependent, the case becomes part of the Adjudicated Dependent Inventory and continues under court supervision.

Adjudicated Not Dependent If the case is adjudicated NOT dependent, the case is closed.

Cases Processed A dependency petition is considered processed when an order adjudicating the petition is issued, typically at a permanency placement hearing. The disposition is recorded whether or not the juvenile is adjudicated dependent.

Court Supervision Terminated Court supervision of Adjudicated Dependent Cases is terminated when the child achieves permanency. Permanency outcomes include the following:

Family Reunification - the child is returned to the parent(s). Includes the CPCMS termination category of *reunification*

Adoption - the legal and permanent transfer of all parental rights and responsibilities to adoptive parents. Includes CPCMS termination category of *adoption*.

Placement With a Relative or Guardian - the custody of the child is transferred from the natural parent to a relative or caregiver. Both permanent and non-permanent placements are included in this category. Includes CPCMS termination categories of *child with guardian, placement with relative, subsidized permanent legal custodian/relative, and permanent placement with relative*.

Aged Out - the dependent child reaches the age of 18. Includes CPCMS termination category *aged out*.

Other Permanency Outcomes - includes the CPCMS termination categories of *adjudicated delinquent, death due to natural causes, death due to negligence, emancipation, permanent living arrangement, Family Service Plan completed, permanency plan completed*.

Other Terminations - includes CPCMS termination categories *transferred to other jurisdiction, inactive due to warrant, cases withdrawn, cases closed without disposition*, as well as categories reserved for administrative closings and data corrections.

Judge This disposition type refers to the number of cases in which disputed issues of fact were heard before a judge in an evidentiary proceeding. Dispositional hearings, review hearings and ancillary petitions are NOT included. Also NOT included are cases initially heard by a master or hearing officer where the judge signs the agreement or order after the matter is resolved by the non-judicial officer.

Master This disposition type refers to the number of cases in which disputed issues of fact were heard by a master in an evidentiary proceeding. Included are single cases with multiple hearings in which there were NO hearings before a judge

New Petitions Filed A new dependency case (abuse/neglect and status offense) is initiated with the filing of a petition. Included are reopened cases where a new petition has been filed.

Other (inbound) Inbound cases that are transferred from another jurisdiction, cases reopened due to a warrant. Includes CPCMS entries *transferred from other jurisdiction, case reopened due to warrant* as well as categories reserved for data corrections or administrative actions.

Other (outbound) This disposition type refers to the number of cases not processed by a judge or non-judicial officer. Included are all cases which have been transferred to another jurisdiction, cases in which the manner of adjudication was not recorded, and those cases terminated due to administrative actions and data corrections.

Pending Adjudication The pending adjudication inventory includes petitions for dependency that are awaiting adjudication. This inventory of cases is counted separately from adjudicated cases.

**Withdrawn/
Dismissed/
Inactive** This disposition type refers to cases withdrawn, dismissed or placed in inactive status due to a warrant.

ORPHANS'
COURT
CASELOAD

2014 COMMON PLEAS STATE TOTALS ORPHAN'S COURT CASELOAD

	Accounts	Adoptions	Relinquishments/ Terminations	Appointment of Guardians
Cases Pending 1/1/14	1,338 (R)	985 (R)	2,439 (R)	1,045 (R)
New Cases Filed	3,087	3,882	4,576	2,860
Cases Available for Processing	4,425	4,867	7,015	3,905
Processed By:				
Judge (Contested)	345	----	1,218	565
Judge (Contested) Granted	----	64	----	----
Judge (Contested) Denied	----	9	----	----
Non-Judicial Officer (Contested)	7	----	----	----
Uncontested	2,578	----	2,932	1,837
Uncontested Granted	----	3,644	----	----
Uncontested Denied	----	3	----	----
Other	282	94	414	324
Cases Processed	3,212	3,814	4,564	2,726
Cases Pending 12/31/14	1,213	1,053	2,451	1,179

(R) - Revised

ORPHANS' COURT CASELOAD - 2014 ACCOUNTS

Processed By: _____

	Begin Pending	New Cases Filed	Cases Processed	End Pending	Judge (Contested)	Non-Judicial Officer (Contested)	Uncontested	Other
1st Class County								
Philadelphia	71	129	151	49	130	0	21	0
2nd Class County								
Allegheny	187	417	411	193	0	0	411	0
2A Class Counties								
Bucks	77	51	73	55	31	0	40	2
Delaware	185	60	209	36	17	0	40	152
Montgomery	37	164	175	26	63	0	89	23
3rd Class Counties								
Berks	28	81	83	26	5	0	78	0
Chester	26	33	43	16	13	0	27	3
Cumberland	27	78	71	34	4	1	65	1
Dauphin	6	36	37	5	1	0	33	3
Erie	14	39	31	22	2	0	28	1
Lackawanna	13	15	13	15	0	0	13	0
Lancaster	32	42	48	26	0	0	44	4
Lehigh	15	50	43	22	11	0	29	3
Luzerne	0	44	44	0	0	0	44	0
Northampton	8	41	38	11	11	0	27	0
Westmoreland	103	243	229	117	2	0	226	1
York	26	93	91	28	10	0	81	0
4th Class Counties								
Beaver	15	72	81	6	1	0	74	6
Butler	42	95	82	55	10	0	70	2
Cambria	14	109	107	16	5	0	84	18
Centre	17	41	42	16	4	0	38	0
Fayette	22	52	60	14	0	0	60	0
Franklin	19	48	53	14	1	0	51	1
Monroe	4	24	17	11	2	0	15	0
Schuylkill	4	29	31	2	0	0	25	6
Washington	64	47	46	65	3	0	28	15
5th Class Counties								
Adams	9	26	29	6	3	0	25	1
Blair	1	157	129	29	0	0	129	0
Lawrence	16	55	40	31	0	0	40	0
Lebanon	19	20	32	7	0	0	22	10
Lycoming	2	33	27	8	0	0	27	0
Mercer	26	71	49	48	0	0	49	0
Northumberland	1 (R)	20	20	1	0	0	20	0

(R) - Revised

ORPHANS' COURT CASELOAD - 2014 ACCOUNTS

Processed By: _____

	Begin Pending	New Cases Filed	Cases Processed	End Pending	Judge (Contested)	Non-Judicial Officer (Contested)	Uncontested	Other
6th Class Counties								
Armstrong	9	19	24	4	0	0	24	0
Bedford	4	23	16	11	1	0	15	0
Bradford	5	11	12	4	1	0	11	0
Carbon	9	12	15	6	1	1	13	0
Clarion	1	12	12	1	3	0	9	0
Clearfield	0	75	67	8	1	0	65	1
Clinton	1	7	7	1	2	0	5	0
Columbia	12	27	28	11	0	0	28	0
Crawford	32	36	35	33	0	0	33	2
Elk	2	18	17	3	0	0	16	1
Greene	4	5	6	3	0	0	6	0
Huntingdon	4 (R)	11	11	4	0	1	10	0
Indiana	21	63	64	20	0	0	64	0
Jefferson	4	52	50	6	0	0	49	1
McKean	15	5	7	13	0	0	7	0
Mifflin	6	24	25	5	0	3	22	0
Perry	5	9	10	4	1	1	7	1
Pike	21	4	20	5	0	0	3	17
Somerset	7	25	21	11	1	0	20	0
Susquehanna	9	12	15	6	0	0	14	1
Tioga	0	12	12	0	2	0	10	0
Venango	16	29	25	20	0	0	25	0
Warren	1 (R)	14	14	1	3	0	11	0
Wayne	3	2	2	3	0	0	2	0
7th Class Counties								
Juniata	0	3	3	0	0	0	3	0
Snyder	3	13	12	4	0	0	12	0
Union	2	8	8	2	0	0	6	2
Wyoming	3	2	5	0	0	0	4	1
8th Class Counties								
Cameron	0	2	0	2	0	0	0	0
Forest	2	5	5	2	0	0	2	3
Fulton	5	20	21	4	0	0	21	0
Montour	1	4	3	2	0	0	3	0
Potter	1 (R)	7	5	3	0	0	5	0
Sullivan	0	1	0	1	0	0	0	0

(R) - Revised

ACCOUNTS

... a statement prepared by a fiduciary at the close of his or her administration of an estate to reflect transactions that have occurred. The statement is presented to the court as part of the process whereby the fiduciary seeks discharge from liability for the events disclosed.

Cases Processed	The number of accounts confirmed; a confirmation is a judicial determination that the account is filed in proper order.
Fiduciary	A person or an institution with a legal responsibility for the money or property of another. The term includes executors, administrators, guardians, and trustees subject to the jurisdiction of the Orphans' Court Division.
Judge	This disposition type refers to the number of accounts contested before a judge. A case is considered contested before a judge ONLY if objections are filed.
New Cases Filed	The number of account statements filed with the Orphans' Court clerk.
Non-Judicial Officer	This disposition type refers to the number of accounts heard by a non-judicial officer. Non-judicial officers include masters, auditors and examiners. A matter is only considered contested if objections are filed and presented to a non-judicial officer.
Other	This disposition type refers to the number of accounts that were not processed by a judge or non-judicial officer nor uncontested. Included are all cases which have been transferred, discontinued, withdrawn, and deceased respondents.
Uncontested	This disposition type refers to the number of accounts confirmed by a judge or non-judicial officer in which no objections were filed.

ORPHANS' COURT CASELOAD - 2014 ADOPTIONS

Processed By: _____

	Begin Pending	New Cases Filed	Cases Processed	End Pending	Judge (Contested)		Uncontested		Other
					Granted	Denied	Granted	Denied	
1st Class County									
Philadelphia	18	502	430	90	0	0	424	0	6
2nd Class County									
Allegheny	71	311	295	87	0	0	295	0	0
2A Class Counties									
Bucks	81	87	95	73	0	1	94	0	0
Delaware	59	88	83	64	0	0	81	0	2
Montgomery	9	184	183	10	2	0	181	0	0
3rd Class Counties									
Berks	21	255	264	12	0	0	264	0	0
Chester	30	78	91	17	1	1	82	0	7
Cumberland	16	89	88	17	0	1	86	0	1
Dauphin	8	105	98	15	0	0	91	0	7
Erie	70	87	80	77	1	0	79	0	0
Lackawanna	11	93	85	19	0	0	84	0	1
Lancaster	84	245	236	93	3	0	232	0	1
Lehigh	17	59	46	30	3	1	41	1	0
Luzerne	77	125	136	66	0	0	136	0	0
Northampton	0	49	46	3	0	1	45	0	0
Westmoreland	10	99	100	9	0	0	100	0	0
York	33	143	141	35	3	3	132	0	3
4th Class Counties									
Beaver	3	47	41	9	0	0	40	0	1
Butler	9	53	52	10	0	0	50	0	2
Cambria	4	41	39	6	0	0	39	0	0
Centre	9	70	70	9	0	0	70	0	0
Fayette	16	47	46	17	0	0	46	0	0
Franklin	7	53	54	6	0	0	52	0	2
Monroe	21	54	62	13	5	0	56	0	1
Schuylkill	11	40	38	13	0	0	28	2	8
Washington	4	118	118	4	0	0	115	0	3
5th Class Counties									
Adams	6	33	32	7	0	0	32	0	0
Blair	42	83	91	34	0	0	91	0	0
Lawrence	34	40	48	26	0	0	48	0	0
Lebanon	2	21	22	1	0	0	22	0	0
Lycoming	2 (R)	29	31	0	31	0	0	0	0
Mercer	6	30	32	4	1	1	30	0	0
Northumberland	1 (R)	41	42	0	0	0	42	0	0

(R) - Revised

ORPHANS' COURT CASELOAD - 2014 ADOPTIONS

Processed By: _____

	Begin Pending	New Cases Filed	Cases Processed	End Pending	Judge (Contested)		Uncontested		Other
					Granted	Denied	Granted	Denied	
6th Class Counties									
Armstrong	5	15	18	2	0	0	17	0	1
Bedford	11	11	14	8	0	0	9	0	5
Bradford	3	30	30	3	2	0	27	0	1
Carbon	5	11	11	5	0	0	11	0	0
Clarion	2	16	17	1	0	0	17	0	0
Clearfield	36	47	69	14	0	0	36	0	33
Clinton	4	8	11	1	4	0	7	0	0
Columbia	5	17	22	0	0	0	21	0	1
Crawford	3	30	32	1	0	0	30	0	2
Elk	2	1	3	0	0	0	2	0	1
Greene	5	21	22	4	2	0	20	0	0
Huntingdon	23 (R)	18	9	32	1	0	8	0	0
Indiana	17	22	23	16	0	0	22	0	1
Jefferson	4	25	27	2	1	0	24	0	2
McKean	13	21	23	11	0	0	23	0	0
Mifflin	2	23	15	10	3	0	12	0	0
Perry	0	8	6	2	0	0	5	0	1
Pike	16	13	6	23	0	0	6	0	0
Somerset	0	18	17	1	0	0	17	0	0
Susquehanna	2	16	18	0	0	0	18	0	0
Tioga	0	24	22	2	1	0	21	0	0
Venango	9	22	20	11	0	0	20	0	0
Warren	3 (R)	7	7	3	0	0	7	0	0
Wayne	2	10	11	1	0	0	11	0	0
7th Class Counties									
Juniata	2	2	2	2	0	0	2	0	0
Snyder	2	11	12	1	0	0	12	0	0
Union	8	14	10	12	0	0	10	0	0
Wyoming	4	6	9	1	0	0	9	0	0
8th Class Counties									
Cameron	0	3	2	1	0	0	2	0	0
Forest	1	3	1	3	0	0	1	0	0
Fulton	1 (R)	2	3	0	0	0	2	0	1
Montour	2	3	2	3	0	0	2	0	0
Potter	1 (R)	3	4	0	0	0	4	0	0
Sullivan	0	2	1	1	0	0	1	0	0

(R) - Revised

ADOPTIONS

... a legal proceeding in which a child's rights and duties toward his or her birth parents are terminated and similar rights and duties toward his or her adoptive parents are substituted.

Cases Processed	The number of final decrees either granting or denying the adoption.
Judge (Contested)	This disposition type refers to the number of adoptions in which disputed issues of fact were heard in an evidentiary proceeding before a judge. A contested adoption can be granted or denied.
New Cases Filed	Each child listed on a petition for adoption is counted separately as a new case. For example, a petition with three children listed is counted as three new cases filed.
Other	This disposition type refers to the number of adoptions that were not uncontested or not processed by a judge or non-judicial officer. Included are cases which have been transferred, discontinued, withdrawn, and cases where there is a deceased respondent.
Uncontested	This disposition type refers to the number of cases in which the parties appear before a judge to provide confirmatory testimony but there were NO disputed issues of fact. An uncontested adoption can be granted or denied.

ORPHANS' COURT CASELOAD - 2014 RELINQUISHMENTS/TERMINATIONS

	Begin Pending	New Cases Filed	Cases Processed	End Pending	Processed By:		
					Judge (Contested)	Uncontested	Other
1st Class County							
Philadelphia	380	651	611	420	414	144	53
2nd Class County							
Allegheny	250	286	293	243	119	156	18
2A Class Counties							
Bucks	77	87	102	62	28	74	0
Delaware	283	143	134	292	26	101	7
Montgomery	0	157	151	6	25	124	2
3rd Class Counties							
Berks	17	160	168	9	23	145	0
Chester	28	99	78	49	23	53	2
Cumberland	15	128	107	36	13	86	8
Dauphin	11	143	106	48	23	66	17
Erie	64	145	161	48	28	132	1
Lackawanna	42	143	144	41	0	142	2
Lancaster	108	145	145	108	34	109	2
Lehigh	42	43	52	33	16	27	9
Luzerne	48	111	124	35	124	0	0
Northampton	17	52	58	11	27	30	1
Westmoreland	48	171	160	59	34	121	5
York	44	185	181	48	42	135	4
4th Class Counties							
Beaver	5	61	54	12	9	41	4
Butler	40	136	109	67	0	99	10
Cambria	48	70	83	35	44	28	11
Centre	17	70	69	18	0	69	0
Fayette	25	58	56	27	10	46	0
Franklin	22	69	65	26	5	55	5
Monroe	19	73	77	15	0	74	3
Schuylkill	9	54	48	15	8	33	7
Washington	51	129	142	38	36	101	5
5th Class Counties							
Adams	17	35	37	15	1	33	3
Blair	98	87	145	40	0	47	98
Lawrence	78	91	88	81	0	87	1
Lebanon	3	29	24	8	0	23	1
Lycoming	104 (R)	25	25	104	25	0	0
Mercer	12	28	35	5	0	23	12
Northumberland	12 (R)	58	66	4	0	66	0

(R) - Revised

ORPHANS' COURT CASELOAD - 2014 RELINQUISHMENTS/TERMINATIONS

	Begin Pending	New Cases Filed	Cases Processed	End Pending	Processed By:		
					Judge (Contested)	Uncontested	Other
6th Class Counties							
Armstrong	20	17	13	24	0	13	0
Bedford	9	13	19	3	5	13	1
Bradford	14	36	38	12	6	30	2
Carbon	3	8	5	6	2	2	1
Clarion	5	35	34	6	5	29	0
Clearfield	80	89	151	18	21	50	80
Clinton	13	16	13	16	3	8	2
Columbia	8	24	23	9	2	21	0
Crawford	2	20	20	2	0	18	2
Elk	4	7	9	2	1	4	4
Greene	8	25	30	3	0	23	7
Huntingdon	57 (R)	33	30	60	9	21	0
Indiana	11	35	30	16	0	26	4
Jefferson	6	25	24	7	1	23	0
McKean	14	38	18	34	0	18	0
Mifflin	3	26	18	11	2	16	0
Perry	5	19	18	6	0	13	5
Pike	18	13	6	25	0	3	3
Somerset	29 (R)	23	24	28	2	22	0
Susquehanna	7	12	14	5	4	8	2
Tioga	17	35	25	27	0	25	0
Venango	28	29	30	27	0	30	0
Warren	2 (R)	3	4	1	0	4	0
Wayne	19	26	24	21	10	14	0
7th Class Counties							
Juniata	6	3	3	6	0	1	2
Snyder	5	13	18	0	0	13	5
Union	7	2	3	6	1	2	0
Wyoming	2	10	8	4	6	1	1
8th Class Counties							
Cameron	0	1	1	0	0	1	0
Forest	0	4	3	1	0	3	0
Fulton	1 (R)	2	1	2	0	1	0
Montour	1	3	1	3	0	1	0
Potter	1	9	8	2	1	5	2
Sullivan	0	0	0	0	0	0	0

(R) - Revised

RELINQUISHMENTS/TERMINATIONS

*... relinquishment is the voluntary ending of the rights of a parent with respect to his or her child.
Termination is the involuntary ending of the rights of a parent with respect to his or her child.*

Cases Processed	The number of final decrees either granting or denying the petition.
Judge (Contested)	This disposition type refers to the number of relinquishments/terminations in which disputed issues of fact were heard in an evidentiary proceeding by a judge.
New Cases Filed	The number of petitions filed either to relinquish or to terminate parental rights. Note: Only the petition is counted, regardless of the number of children or the number of parents listed on the petition.
Other	This disposition type refers to the number of relinquishments/terminations that were not uncontested or not processed by a judge or non-judicial officer. Included are all cases which have been transferred, discontinued, withdrawn, and deceased respondents.
Uncontested	This disposition type refers to the number of cases in which the parties appear before a judge to provide confirmatory testimony but there were NO disputed issues of fact.

ORPHANS' COURT CASELOAD - 2014 APPOINTMENT OF GUARDIANS

	Begin Pending	New Cases Filed	Cases Processed	End Pending	Processed By:		
					Judge (Contested)	Uncontested	Other
1st Class County							
Philadelphia	65	419	417	67	360	0	57
2nd Class County							
Allegheny	59	312	270	101	41	229	0
2A Class Counties							
Bucks	75	98	106	67	1	102	3
Delaware	86	143	133	96	18	97	18
Montgomery	0	189	171	18	5	151	15
3rd Class Counties							
Berks	5	71	69	7	6	52	11
Chester	18	81	74	25	1	65	8
Cumberland	7	26	19	14	1	17	1
Dauphin	5	53	54	4	1	42	11
Erie	8	61	53	16	1	45	7
Lackawanna	29	71	58	42	0	51	7
Lancaster	32	94	92	34	59	23	10
Lehigh	26 (R)	99	119	6	7	88	24
Luzerne	0	48	48	0	0	48	0
Northampton	5	78	73	10	6	60	7
Westmoreland	57	69	78	48	0	67	11
York	20	85	96	9	1	82	13
4th Class Counties							
Beaver	10	35	35	10	3	23	9
Butler	16	50	48	18	2	38	8
Cambria	35	51	51	35	0	41	10
Centre	20	38	34	24	0	34	0
Fayette	31	25	20	36	2	18	0
Franklin	8	21	23	6	1	14	8
Monroe	5	39	38	6	0	32	6
Schuylkill	4	28	25	7	2	20	3
Washington	13	44	49	8	1	39	9
5th Class Counties							
Adams	8	21	20	9	0	20	0
Blair	62	38	19	81	0	19	0
Lawrence	22	25	19	28	0	19	0
Lebanon	2	20	18	4	1	16	1
Lycoming	96 (R)	35	30	101	30	0	0
Mercer	14	15	17	12	0	15	2
Northumberland	3	17	18	2	0	18	0

(R) - Revised

ORPHANS' COURT CASELOAD - 2014 APPOINTMENT OF GUARDIANS

	Begin Pending	New Cases Filed	Cases Processed	End Pending	Processed By:		
					Judge (Contested)	Uncontested	Other
6th Class Counties							
Armstrong	7	11	16	2	2	14	0
Bedford	12	27	16	23	1	14	1
Bradford	5	27	28	4	3	25	0
Carbon	6	13	9	10	3	5	1
Clarion	0	8	7	1	1	6	0
Clearfield	5	18	22	1	0	17	5
Clinton	5	4	3	6	1	2	0
Columbia	6	16	7	15	0	3	4
Crawford	5	15	12	8	0	7	5
Elk	1	1	2	0	1	1	0
Greene	1	12	11	2	0	9	2
Huntingdon	50 (R)	19	18	51	0	17	1
Indiana	12	34	36	10	0	28	8
Jefferson	4	17	15	6	1	9	5
McKean	5	5	9	1	0	6	3
Mifflin	3	10	11	2	0	11	0
Perry	2	7	8	1	0	6	2
Pike	12	9	19	2	0	3	16
Somerset	7	17	14	10	0	14	0
Susquehanna	1	6	5	2	0	4	1
Tioga	1	10	9	2	0	9	0
Venango	9	16	7	18	0	7	0
Warren	11 (R)	11	4	18	0	4	0
Wayne	2	5	7	0	1	3	3
7th Class Counties							
Juniata	1	1	1	1	0	1	0
Snyder	2	9	9	2	0	9	0
Union	3	7	7	3	1	4	2
Wyoming	1	0	1	0	0	1	0
8th Class Counties							
Cameron	0	0	0	0	0	0	0
Forest	0	2	0	2	0	0	0
Fulton	6	1	6	1	0	3	3
Montour	5	16	5	16	0	5	0
Potter	8 (R)	4	4	8	0	1	3
Sullivan	1	3	4	0	0	4	0

(R) - Revised

APPOINTMENT OF GUARDIANS

... a proceeding through which a determination is made regarding an individuals' capacity to make or communicate a responsible decision that concerns his or her person or property.

Cases Processed	The number of orders issued adjudicating pending petitions.
Fiduciary	A person or an institution with a legal responsibility for the money or property of another. The term includes executors, administrators, guardians, and trustees subject to the jurisdiction of the Orphans' Court Division.
Incapacitated Person	An adult whose ability to receive and evaluate information effectively and communicate decisions in any way is impaired to such a significant extent that he or she is partially or totally unable to manage financial resources or meet essential requirements for physical health and safety.
Judge	This disposition type refers to the number of appointments in which disputed issues of fact were heard by a judge. NOT included are cases in which a judge signed an order, but there were no disputed issues of fact. Also, NOT included are cases in which the parties appeared to provide confirmatory testimony, but there were no disputed issues of fact heard by a judge.
Other	This disposition type refers to the number of appointments that were not uncontested or not processed by a judge or non-judicial officer. Included are all cases which have been transferred, discontinued, withdrawn, and deceased respondents.
Uncontested	This disposition type refers to the number of cases for which a judge signed an order but there were no disputed issues of fact heard by a judge.

JURY
YIELD
&
JURY
UTILIZATION
&
JURY COSTS

2014 COMMON PLEAS STATE TOTALS JURY YIELD & JURY UTILIZATION

Jury Yield

Qualification Questionnaires/Summonses Mailed	1,201,027	
Returned Undeliverable	94,116	7.8%
Not Responded To	249,145	20.7%
Number of Prospective Jurors:		
Disqualified	152,628	12.7%
Exempted	56,872	4.7%
Excused	155,079	12.9%
Deferred to New Term	101,345	8.4%
Deferred from Pervious Term	85,483	7.1%
Qualified Jurors Available for Service	477,325	
Jury Yield: % of Jurors Qualified and Available		39.7%

Jury Utilization

Qualified and Available Jurors:		
Reporting for Service	232,304	48.7%
Told Not to Report for Service	217,593	45.6%
Sent to Courtroom for Jury Selection (Voir Dire)	206,369	88.8%
Utilized in Incomplete Jury Selection	35,529	15.3%
Impaneled or Sworn (jurors/alternates)	50,630	21.8%
Removed for Cause/Hardship	23,506	
Removed for Peremptory Challenge	27,005	

Jury Costs

Annual Budget for Jury Operations	\$12,425,198
Average Cost Per Juror	\$10

2014 JURY YIELD

	Qualification Questionnaires/ Summonses Mailed	Returned Undeliverable	%	Not Responded To	%	Number of Prospective Jurors:				
						Disqualified	%	Exempted	%	
1st Class County										
Philadelphia	479,326	33,880	7.1	166,777	34.8	69,946	14.6	12	<0.1	
2nd Class County										
Allegheny	84,617	7,926	9.4	11,738	13.9	6,655	7.9	4,786	5.7	
2A Class Counties										
Bucks	36,390	5,355	14.7	2,943	8.1	3,876	10.7	5,496	15.1	
Delaware	110,750	8,630	7.8	16,196	14.6	25,149	22.7	8,120	7.3	
Montgomery	77,300	2,754	3.6	22,329	28.9	5,926	7.7	13,109	17.0	
3rd Class Counties										
Berks	32,768	1,576	4.8	923	2.8	2,874	8.8	115	0.4	
Chester	30,025	1,773	5.9	693	2.3	2,052	6.8	4,924	16.4	
Cumberland	5,425	439	8.1	18	0.3	836	15.4	57	1.1	
Dauphin	6,629	345	5.2	613	9.2	789	11.9	303	4.6	
Erie	32,118	6,028	18.8	4,422	13.8	3,301	10.3	391	1.2	
Lackawanna	23,590	1,912	8.1	3,644	15.4	0	--	8,585	36.4	
Lancaster	16,144	1,513	9.4	1,287	8.0	1,534	9.5	1,224	7.6	
Lehigh	34,680	2,632	7.6	2,284	6.6	5,331	15.4	307	0.9	
Luzerne	24,400	981	4.0	1,226	5.0	0	--	0	--	
Northampton	14,730	918	6.2	716	4.9	3,410	23.2	58	0.4	
Westmoreland	18,512	1,223	6.6	260	1.4	3,371	18.2	131	0.7	
York	8,162	622	7.6	1,063	13.0	649	8.0	0	--	
4th Class Counties										
Beaver	5,661	13	0.2	3	0.1	0	--	0	--	
Butler	4,395	22	0.5	4	0.1	99	2.3	48	1.1	
Cambria	6,900	352	5.1	1,058	15.3	511	7.4	71	1.0	
Centre	2,586	297	11.5	793	30.7	316	12.2	118	4.6	
Fayette	14,000	1,998	14.3	1,598	11.4	971	6.9	2,977	21.3	
Franklin	7,972	1,467	18.4	333	4.2	637	8.0	265	3.3	
Monroe	5,465	100	1.8	196	3.6	323	5.9	0	--	
Schuylkill	16,164	2,920	18.1	1,428	8.8	4,324	26.8	852	5.3	
Washington	5,679	1,047	18.4	301	5.3	567	10.0	343	6.0	
5th Class Counties										
Adams	898	2	0.2	125	13.9	5	0.6	56	6.2	
Blair	9,200	1,578	17.2	1,445	15.7	2,096	22.8	713	7.8	
Lawrence	11,660	818	7.0	433	3.7	764	6.6	177	1.5	
Lebanon	4,258	315	7.4	68	1.6	197	4.6	126	3.0	
Lycoming	6,030	21	0.3	183	3.0	48	0.8	740	12.3	
Mercer	5,523	205	3.7	164	3.0	0	--	154	2.8	
Northumberland	3,731	277	7.4	262	7.0	0	--	23	0.6	

2014 JURY YIELD

Number of Prospective Jurors:

	Excused	%	Deferred to New Term	%	Deferred from Previous Term	%	Qualified Jurors Available for Service	Jury Yield: % of Jurors Qualified and Available
1st Class County								
Philadelphia	55,495	11.6	41,436	8.6	31,903	6.7	143,683	30.0
2nd Class County								
Allegheny	5,234	6.2	10,866	12.8	10,550	12.5	47,962	56.7
2A Class Counties								
Bucks	3,588	9.9	4,179	11.5	6,855	18.8	17,808	48.9
Delaware	15,335	13.8	6,768	6.1	6,513	5.9	37,065	33.5
Montgomery	2,577	3.3	5,277	6.8	644	0.8	25,972	33.6
3rd Class Counties								
Berks	6,976	21.3	1,070	3.3	1,111	3.4	20,345	62.1
Chester	3,434	11.4	527	1.8	2,654	8.8	19,276	64.2
Cumberland	2,004	36.9	427	7.9	385	7.1	2,029	37.4
Dauphin	1,696	25.6	859	13.0	858	12.9	2,882	43.5
Erie	2,871	8.9	2,624	8.2	2,903	9.0	15,384	47.9
Lackawanna	582	2.5	883	3.7	914	3.9	8,898	37.7
Lancaster	422	2.6	4,001	24.8	3,841	23.8	10,004	62.0
Lehigh	4,391	12.7	2,513	7.2	2,651	7.6	19,873	57.3
Luzerne	16,137	66.1	3,514	14.4	2,044	8.4	4,586	18.8
Northampton	2,729	18.5	954	6.5	930	6.3	6,875	46.7
Westmoreland	3,347	18.1	1,377	7.4	1,471	7.9	10,274	55.5
York	1,702	20.9	628	7.7	0	--	3,498	42.9
4th Class Counties								
Beaver	494	8.7	1,135	20.0	658	11.6	4,674	82.6
Butler	219	5.0	1,280	29.1	341	7.8	3,064	69.7
Cambria	2,206	32.0	1	<0.1	0	--	2,701	39.1
Centre	607	23.5	262	10.1	164	6.3	357	13.8
Fayette	1,288	9.2	1,173	8.4	114	0.8	4,109	29.4
Franklin	1,527	19.2	564	7.1	661	8.3	3,840	48.2
Monroe	396	7.2	941	17.2	1,179	21.6	4,688	85.8
Schuylkill	2,958	18.3	611	3.8	64	0.4	3,135	19.4
Washington	367	6.5	550	9.7	455	8.0	2,959	52.1
5th Class Counties								
Adams	21	2.3	71	7.9	197	21.9	815	90.8
Blair	2,654	28.8	0	--	0	--	714	7.8
Lawrence	875	7.5	1,707	14.6	1,524	13.1	8,410	72.1
Lebanon	351	8.2	300	7.0	300	7.0	3,201	75.2
Lycoming	740	12.3	478	7.9	0	--	3,820	63.3
Mercer	2,326	42.1	376	6.8	0	--	2,298	41.6
Northumberland	95	2.5	126	3.4	533	14.3	3,481	93.3

2014 JURY YIELD

	Qualification Questionnaires/ Summonses Mailed	Returned Undeliverable	%	Not Responded To	%	Number of Prospective Jurors:			
						Disqualified	%	Exempted	%
6th Class Counties									
Armstrong	4,248	207	4.9	438	10.3	184	4.3	1	--
Bedford	1,485	12	0.8	32	2.2	16	1.1	22	1.5
Bradford	2,265	220	9.7	158	7.0	221	9.8	20	0.9
Carbon	4,133	308	7.5	100	2.4	466	11.3	783	18.9
Clarion	1,600	209	13.1	82	5.1	207	12.9	84	5.3
Clearfield	2,579	447	17.3	164	6.4	17	0.7	254	9.8
Clinton	821	0	--	44	5.4	0	--	0	--
Columbia	1,518	106	7.0	173	11.4	79	5.2	22	1.4
Crawford	2,250	106	4.7	58	2.6	9	0.4	69	3.1
Elk	1,525	207	13.6	110	7.2	125	8.2	34	2.2
Greene	489	19	3.9	58	11.9	8	1.6	3	0.6
Huntingdon	1,276	42	3.3	266	20.8	18	1.4	30	2.4
Indiana	1,625	3	0.2	83	5.1	26	1.6	1	0.1
Jefferson	1,750	112	6.4	146	8.3	121	6.9	6	0.3
McKean	7,407	1,367	18.5	498	6.7	1,155	15.6	60	0.8
Mifflin	592	20	3.4	20	3.4	10	1.7	0	--
Perry *									
Pike	3,650	35	1.0	39	1.1	1,157	31.7	0	--
Somerset	2,598	56	2.2	301	11.6	881	33.9	77	3.0
Susquehanna	602	0	--	1	0.2	59	9.8	30	5.0
Tioga	910	75	8.2	73	8.0	73	8.0	0	--
Venango	1,753	23	1.3	25	1.4	146	8.3	89	5.1
Warren	2,695	160	5.9	118	4.4	506	18.8	470	17.4
Wayne	1,804	181	10.0	205	11.4	200	11.1	96	5.3
7th Class Counties									
Juniata *									
Snyder	760	10	1.3	76	10.0	43	5.7	0	--
Union	800	59	7.4	95	11.9	37	4.6	7	0.9
Wyoming	264	14	5.3	9	3.4	1	0.4	18	6.8
8th Class Counties									
Cameron	415	19	4.6	17	4.1	40	9.6	9	2.2
Forest	592	22	3.7	31	5.2	115	19.4	140	23.6
Fulton	549	12	2.2	20	3.6	17	3.1	71	12.9
Montour	1,714	90	5.3	151	8.8	56	3.3	136	7.9
Potter	670	36	5.4	28	4.2	78	11.6	59	8.8
Sullivan	0	0	--	0	--	0	--	0	--

* Data unavailable at time of publication.

2014 JURY YIELD

Number of Prospective Jurors:

	Excused	%	Deferred to New Term	%	Deferred from Previous Term	%	Qualified Jurors Available for Service	Jury Yield: % of Jurors Qualified and Available
6th Class Counties								
Armstrong	1,423	33.5	170	4.0	180	4.2	2,005	47.2
Bedford	232	15.6	155	10.4	154	10.4	1,170	78.8
Bradford	332	14.7	240	10.6	268	11.8	1,342	59.2
Carbon	581	14.1	239	5.8	193	4.7	1,849	44.7
Clarion	193	12.1	29	1.8	5	0.3	801	50.1
Clearfield	692	26.8	47	1.8	95	3.7	1,053	40.8
Clinton	130	15.8	36	4.4	2	0.2	613	74.7
Columbia	542	35.7	88	5.8	111	7.3	619	40.8
Crawford	139	6.2	348	15.5	369	16.4	1,890	84.0
Elk	118	7.7	376	24.7	0	--	555	36.4
Greene	41	8.4	7	1.4	0	--	353	72.2
Huntingdon	205	16.1	72	5.6	49	3.8	692	54.2
Indiana	515	31.7	0	--	0	--	997	61.4
Jefferson	481	27.5	0	--	0	--	884	50.5
McKean	415	5.6	549	7.4	93	1.3	3,456	46.7
Mifflin	147	24.8	59	10.0	77	13.0	413	69.8
Perry *								
Pike	680	18.6	489	13.4	458	12.5	1,708	46.8
Somerset	442	17.0	1	<0.1	199	7.7	1,039	40.0
Susquehanna	68	11.3	71	11.8	70	11.6	443	73.6
Tioga	267	29.3	0	--	0	--	422	46.4
Venango	252	14.4	219	12.5	300	17.1	1,299	74.1
Warren	267	9.9	154	5.7	199	7.4	1,219	45.2
Wayne	301	16.7	39	2.2	0	--	782	43.3
7th Class Counties								
Juniata *								
Snyder	149	19.6	93	12.2	74	9.7	463	60.9
Union	101	12.6	52	6.5	26	3.3	475	59.4
Wyoming	94	35.6	9	3.4	0	--	119	45.1
8th Class Counties								
Cameron	47	11.3	79	19.0	0	--	204	49.2
Forest	59	10.0	0	--	0	--	225	38.0
Fulton	53	9.7	48	8.7	53	9.7	381	69.4
Montour	383	22.3	112	6.5	91	5.3	877	51.2
Potter	86	12.8	86	12.8	0	--	297	44.3
Sullivan	0	--	0	--	0	--	0	--

* Data unavailable at time of publication.

2014 JURY UTILIZATION

Qualified and Available Jurors:

	Reporting for Service	%	Told Not to Report for Service	%	Sent to Courtroom for Jury Selection (Voir Dire)	%	Utilized in Incomplete Jury Selection	%
1st Class County								
Philadelphia	68,180	47.5	39,501	27.5	76,297	111.9	21,032	30.8
2nd Class County								
Allegheny	22,042	46.0	12,661	26.4	15,605	70.8	1,784	8.1
2A Class Counties								
Bucks	9,171	51.5	2,343	13.2	3,755	40.9	1,164	12.7
Delaware	14,837	40.0	29,657	80.0	12,736	85.8	2,774	18.7
Montgomery	9,810	37.8	35,011	134.8	6,646	67.7	1,797	18.3
3rd Class Counties								
Berks	4,229	20.8	12,813	63.0	3,631	85.9	50	1.2
Chester	5,233	27.1	9,111	47.3	4,081	78.0	1,877	35.9
Cumberland	2,207	108.8	204	10.1	2,287	103.6	105	4.8
Dauphin	3,487	121.0	0	--	3,641	104.4	140	4.0
Erie	6,363	41.4	5,367	34.9	4,893	76.9	952	15.0
Lackawanna	3,726	41.9	3,494	39.3	2,677	71.8	45	1.2
Lancaster	4,459	44.6	3,596	35.9	2,643	59.3	760	17.0
Lehigh	3,997	20.1	12,789	64.4	2,710	67.8	132	3.3
Luzerne	9,829	214.3	18,704	407.8	4,258	43.3	0	--
Northampton	3,114	45.3	3,670	53.4	1,726	55.4	75	2.4
Westmoreland	3,619	35.2	6,915	67.3	1,890	52.2	0	--
York	3,689	105.5	0	--	3,384	91.7	0	--
4th Class Counties								
Beaver	2,742	58.7	1,148	24.6	3,151	114.9	1,980	72.2
Butler	2,062	67.3	1,497	48.9	845	41.0	0	--
Cambria	1,452	53.8	1,020	37.8	576	39.7	91	6.3
Centre	1,058	296.4	0	--	1,317	124.5	0	--
Fayette	7,526	183.2	386	9.4	4,574	60.8	0	--
Franklin	2,334	60.8	1,533	39.9	10,026	429.6	0	--
Monroe	3,240	69.1	0	--	2,685	82.9	0	--
Schuylkill	2,280	72.7	454	14.5	2,982	130.8	0	--
Washington	1,382	46.7	1,261	42.6	1,138	82.3	0	--
5th Class Counties								
Adams	568	69.7	197	24.2	611	107.6	0	--
Blair	2,234	312.9	154	21.6	2,077	93.0	0	--
Lawrence	1,036	12.3	1,574	18.7	347	33.5	0	--
Lebanon	2,173	67.9	185	5.8	3,584	164.9	0	--
Lycoming	2,110	55.2	1,980	51.8	2,072	98.2	0	--
Mercer	3,292	143.3	0	--	1,657	50.3	0	--
Northumberland	954	27.4	137	3.9	640	67.1	38	4.0

2014 JURY UTILIZATION / JURY COSTS

	Qualified and Available Jurors:				Jury Costs	
	Impaneled or Sworn (jurors/alternates)	%	Removed for Cause/Hardship	Removed for Peremptory Challenge	Annual Budget for Jury Operations	Average Cost Per Juror
1st Class County						
Philadelphia	13,267	19.5	0	12	\$3,438,241	\$7
2nd Class County						
Allegheny	3,732	16.9	5,127	2,500	\$759,180	\$9
2A Class Counties						
Bucks	1,068	11.6	789	955	\$405,109	\$11
Delaware	2,134	14.4	2,405	2,074	\$630,389	\$6
Montgomery	1,379	14.1	1,436	1,217	\$664,099	\$9
3rd Class Counties						
Berks	1,043	24.7	698	787	\$402,292	\$12
Chester	976	18.7	830	1,006	\$520,284	\$17
Cumberland	804	36.4	113	729	\$193,140	\$36
Dauphin	3,330	95.5	0	0	\$280,000	\$42
Erie	1,452	22.8	1,097	1,225	\$222,892	\$7
Lackawanna	602	16.2	563	541	\$131,377	\$6
Lancaster	934	20.9	389	750	\$383,888	\$24
Lehigh	700	17.5	590	616	\$243,778	\$7
Luzerne	1,262	12.8	700	1,235	\$303,876	\$12
Northampton	407	13.1	398	407	\$245,000	\$17
Westmoreland	446	12.3	681	332	\$323,735	\$17
York	1,662	45.1	1,531	32,626	\$115,513	\$14
4th Class Counties						
Beaver	433	15.8	352	386	\$115,855	\$20
Butler	296	14.4	148	204	\$118,758	\$27
Cambria	169	11.6	229	34	\$158,000	\$23
Centre	812	76.7	373	829	\$21,823	\$8
Fayette	1,762	23.4	354	1,730	\$238,000	\$17
Franklin	798	34.2	462	336	\$310,089	\$39
Monroe	855	26.4	359	842	\$277,236	\$51
Schuylkill	878	38.5	206	190	\$56,856	\$4
Washington	410	29.7	154	274	\$126,824	\$22
5th Class Counties						
Adams	245	43.1	38	250	\$39,360	\$44
Blair	522	23.4	510	0	\$126,644	\$14
Lawrence	124	12.0	85	116	\$129,101	\$11
Lebanon	1,596	73.4	222	1,019	\$48,915	\$11
Lycoming	627	29.7	954	569	\$101,650	\$17
Mercer	450	13.7	0	0	\$98,350	\$18
Northumberland	224	23.5	90	0	\$3,062	\$1

2014 JURY UTILIZATION

Qualified and Available Jurors:

	Reporting for Service	%	Told Not to Report for Service	%	Sent to Courtroom for Jury Selection (Voir Dire)	%	Utilized in Incomplete Jury Selection	%
6th Class Counties								
Armstrong	725	36.2	1,231	61.4	186	25.7	13	1.8
Bedford	781	66.8	384	32.8	480	61.5	0	--
Bradford	922	68.7	180	13.4	748	81.1	0	--
Carbon	567	30.7	1,726	93.3	507	89.4	0	--
Clarion	481	60.0	305	38.1	481	100.0	0	--
Clearfield	1,024	97.2	2	0.2	1,066	104.1	0	--
Clinton	495	80.8	146	23.8	484	97.8	0	--
Columbia	579	93.5	28	4.5	340	58.7	0	--
Crawford	693	36.7	283	15.0	692	99.9	0	--
Elk	561	101.1	26	4.7	623	111.1	0	--
Greene	404	114.4	112	31.7	393	97.3	0	--
Huntingdon	532	76.9	468	67.6	394	74.1	0	--
Indiana	848	85.1	147	14.7	848	100.0	0	--
Jefferson	479	54.2	368	41.6	345	72.0	0	--
McKean	1,497	43.3	2,000	57.9	1,497	100.0	268	17.9
Mifflin	259	62.7	77	18.6	259	100.0	0	--
Perry *								
Pike	848	49.6	365	21.4	492	58.0	36	4.2
Somerset	746	71.8	676	65.1	532	71.3	0	--
Susquehanna	175	39.5	129	29.1	111	63.4	30	17.1
Tioga	199	47.2	0	--	199	100.0	75	37.7
Venango	1,180	90.8	142	10.9	1,074	91.0	156	13.2
Warren	909	74.6	92	7.5	740	81.4	0	--
Wayne	251	32.1	48	6.1	134	53.4	0	--
7th Class Counties								
Juniata *								
Snyder	395	85.3	365	78.8	451	114.2	0	--
Union	450	94.7	239	50.3	452	100.4	0	--
Wyoming	119	100.0	114	95.8	95	79.8	0	--
8th Class Counties								
Cameron	117	57.4	79	38.7	110	94.0	0	--
Forest	206	91.6	0	--	133	64.6	73	35.4
Fulton	401	105.2	0	--	559	139.4	82	20.4
Montour	713	81.3	276	31.5	441	61.9	0	--
Potter	313	105.4	223	75.1	361	115.3	0	--
Sullivan	0	--	0	--	0	--	0	--

* Data unavailable at time of publication.

2014 JURY UTILIZATION / JURY COSTS

	Qualified and Available Jurors:				Jury Costs	
	Impaneled or Sworn (jurors/alternates)	%	Removed for Cause/Hardship	Removed for Peremptory Challenge	Annual Budget for Jury Operations	Average Cost Per Juror
6th Class Counties						
Armstrong	28	3.9	49	42	\$16,482	\$4
Bedford	166	21.3	58	108	\$71,063	\$48
Bradford	224	24.3	90	233	\$107,080	\$47
Carbon	140	24.7	188	117	\$53,051	\$13
Clarion	140	29.1	135	128	\$24,093	\$15
Clearfield	504	49.2	127	413	\$55,110	\$21
Clinton	310	62.6	124	148	\$33,917	\$41
Columbia	112	19.3	91	123	\$71,675	\$47
Crawford	196	28.3	53	177	\$75,487	\$34
Elk	220	39.2	108	216	\$13,350	\$9
Greene	346	85.6	58	161	\$4,283	\$9
Huntingdon	239	44.9	131	257	\$19,891	\$16
Indiana	195	23.0	653	0	\$70,110	\$43
Jefferson	98	20.5	141	0	\$24,996	\$14
McKean	310	20.7	341	313	\$53,700	\$7
Mifflin	56	21.6	11	58	\$53,657	\$91
Perry *						
Pike	175	20.6	97	158	\$68,950	\$19
Somerset	184	24.7	158	171	\$87,200	\$34
Susquehanna	28	16.0	0	0	\$21,979	\$37
Tioga	42	21.1	18	40	\$21,200	\$23
Venango	264	22.4	4	0	\$62,633	\$36
Warren	371	40.8	78	56	\$14,809	\$5
Wayne	41	16.3	15	66	\$13,977	\$8
7th Class Counties						
Juniata *						
Snyder	254	64.3	82	214	\$36,558	\$48
Union	157	34.9	90	145	\$12,561	\$16
Wyoming	40	33.6	13	37	\$30,472	\$115
8th Class Counties						
Cameron	28	23.9	37	28	\$9,795	\$24
Forest	54	26.2	14	12	\$2,147	\$4
Fulton	112	27.9	84	28	\$38,647	\$70
Montour	85	11.9	41	78	\$17,995	\$10
Potter	112	35.8	65	184	\$5,014	\$7
Sullivan	0	--	0	0	\$0	--

* Data unavailable at time of publication.

JURY

Jury Yield

Deferred to a New Term	The number of prospective jurors who were summonsed for jury service, but requested and received a postponement or deferral to serve at another time.
Deferred from a Previous Term	The number of prospective jurors who were previously summonsed for jury service but requested and received a postponement or deferral and are now available for jury service.
Disqualified	The number of prospective jurors who were deemed statutorily ineligible for jury service based on their response to the qualification questionnaire or to their responses to qualification questions on the jury summons. Disqualification criteria include non-citizenship, non-residency in the jurisdiction served by the court, under the age of 18, currently subject to legal disability such as felony conviction or legal incompetency, and unable to speak or understand English.
Excused	The number of prospective jurors who requested to be excused from jury service due to financial or medical hardship. Excusal differs from an exemption in that the court retains the sole discretion to excuse a juror from service whereas an exemption provides the juror with a statutory right to decline jury service if summonsed by the court.
Exempted	The number of prospective jurors who claimed an exemption from jury service. An exemption from jury service is a statutory right based on occupational or other personal status criteria established by the legislature. Typical exemption criteria include previous jury service, occupational status such as public office holders, judicial officers, licensed attorneys, health care professionals or corrections officers, sole caregivers of dependent children or adults, etc. An exemption differs from an excusal in that the exemption is a statutory right of the juror to claim whereas the court retains the sole discretion to excuse a juror from service.
Jurors Utilized in Incomplete Jury Selection	The number of jurors assigned to a jury panel, but the jury was not sworn due to the cancellation of the trial. A trial may be cancelled due to a settlement, plea, or a mistrial.
Jury Yield	The Percentage of Jurors Qualified and Available for Service is calculated by dividing <i>Qualification/Summons Mailed</i> by <i>Qualified Jurors Available for Service</i> and multiplying by 100.
Not Responded To	The number of qualification questionnaires and jury summonses for which no response was received by the court.
Qualification Questionnaires/ Summonses Mailed	The number of qualification questionnaires and jury summonses sent to prospective jurors through the U.S. Postal Service or otherwise delivered by public or private process server.

Qualified Jurors Available for Service Jurors who have returned their summons/questionnaire and, based on their responses have not been excused/exempted from service. The number of qualified jurors is determined by: *Qualification Questionnaires/ Summonses Mailed MINUS Returned Undeliverable, Not Responded To, Disqualified, Exempted, Excused, Deferred to New Term PLUS Deferred from Previous Term* .

Returned Undeliverable The number of qualification questionnaires and jury summonses returned by the U.S. Postal Service marked “undeliverable at this address”.

Jury Utilization

Impaneled or Sworn (Jurors/Alternates) The number of qualified and available jurors sworn as a trial juror or alternate during jury selection.

Removed for Cause/ Hardship The number of qualified and available jurors removed for cause or hardship during jury selection. A potential juror may be challenged by the defense and/or prosecution because they give a reason why they might be unable to reach a fair verdict.

Removed for Peremptory Challenge The number of qualified and available jurors removed by peremptory challenge during jury selection. A potential juror may be rejected by the defense and/or prosecution because they have an unfavorable bias without giving any reason.

Reporting for Service The number of qualified and available jurors who reported for jury service. If a juror reports for service on multiple days, each day that the juror reported is counted individually (e.g., a juror who reported for 3 days during a 1-week term of service would be counted as “3”).

Sent to Courtroom for Jury Selection (Voir Dire) The number of qualified and available jurors assigned to a panel for jury selection. If a juror was assigned to one panel and subsequently released and assigned to a second panel on the same day, that juror is counted each time they are assigned to a panel.

Told Not to Report for Service The number of jurors who were qualified and available to serve, but were told in advance (e.g., by telephone, by telephone call-in system, by postcard) by the court not to report.

Jury Costs

Annual Budget for Jury Operations Included are jury staff salaries and fringe benefits, jury automation costs, facilities, printing expenses, postage expenses, personal service, juror fees, mileage, and miscellaneous expenses (meals for deliberating jurors, hotel or dining costs for sequestered jurors, etc.).

Average Cost Per Juror Calculated by dividing *Annual Budget for Jury Operations* by *Qualification Questionnaires/Summonses Mailed*.

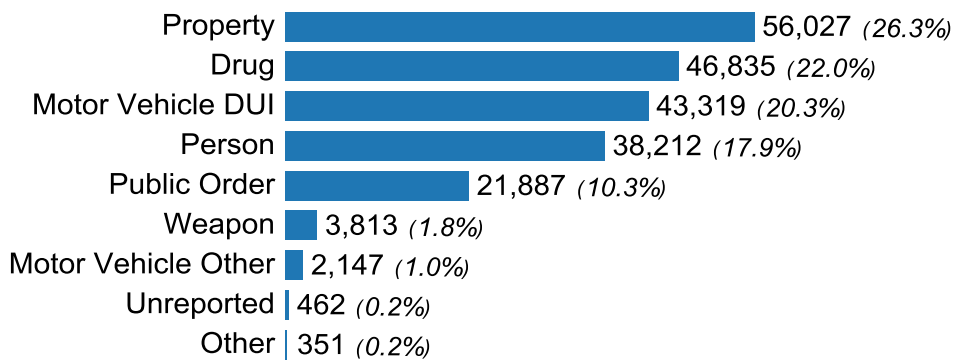
LIMITED
JURISDICTION
COURTS

2014 MAGISTERIAL DISTRICT JUDGE STATE TOTALS

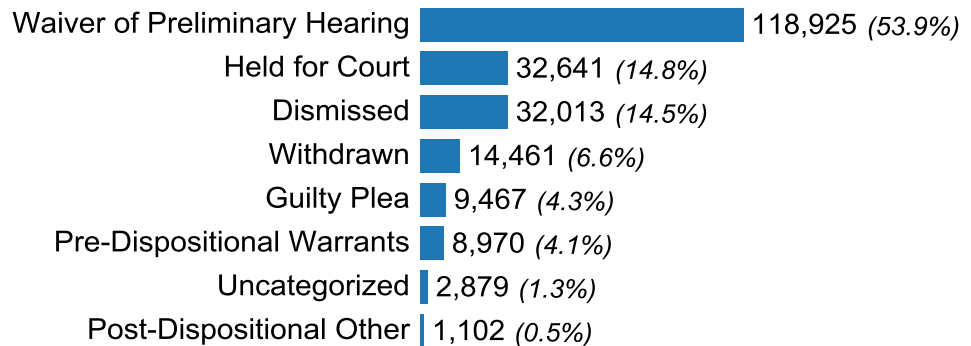
CRIMINAL

Cases Pending 1/1/14	35,357	<u>Age of Pending Cases</u>	
New Cases Filed	213,053	0- 60 Days	22,780 63.2%
Active Warrant Status Change	8,037	61-120 Days	6,650 18.4%
Closed Case Status Change	58	121-180 Days	1,889 5.2%
Cases Available for Disposition	256,505	181-240 Days	664 1.8%
Cases Disposed and Inactive	220,458	241-300 Days	259 0.7%
		301-360 Days	133 0.4%
		Over 360 Days	3,672 10.2%
Cases Pending 12/31/14	36,047	Total	36,047

New Cases Filed by Case Type:



Disposed By:



MAGISTERIAL DISTRICT JUDGE - 2014 CRIMINAL AVAILABLE FOR DISPOSITION

	Cases Pending 1/1/14	New Cases Filed	Active Warrant Status Change	Closed Case Status Change	Cases Available for Disposition	Total Cases Disposed	Cases Pending 12/31/14
2nd Class County							
Allegheny	7,465	33,216	1,085	0	41,766	33,813	7,953
2A Class Counties							
Bucks	1,541	8,895	264	8	10,708	9,082	1,626
Delaware	2,148	10,861	644	1	13,654	11,671	1,983
Montgomery	2,371	12,016	465	1	14,853	12,624	2,229
3rd Class Counties							
Berks	946	7,555	295	0	8,796	7,677	1,119
Chester	1,435	6,642	244	6	8,327	6,947	1,380
Cumberland	735	4,585	165	0	5,485	4,864	621
Dauphin	1,911	9,446	407	0	11,764	9,753	2,011
Erie	824	5,086	148	0	6,058	5,200	858
Lackawanna	507	3,850	297	4	4,658	4,080	578
Lancaster	897	6,971	497	7	8,372	7,638	734
Lehigh	1,166	7,125	243	0	8,534	7,331	1,203
Luzerne	1,203	6,884	376	1	8,464	7,140	1,324
Northampton	795	4,796	285	1	5,877	5,149	728
Westmoreland	1,040	6,594	213	5	7,852	6,750	1,102
York	1,079	9,144	271	4	10,498	9,365	1,133
4th Class Counties							
Beaver	595	3,934	141	0	4,670	4,002	668
Butler	366	3,086	106	2	3,560	3,091	469
Cambria	516	3,643	84	5	4,248	3,699	549
Centre	240	2,343	29	0	2,612	2,369	243
Fayette	597	3,049	111	1	3,758	3,267	491
Franklin	455	2,757	87	1	3,300	2,889	411
Monroe	575	3,359	162	5	4,101	3,572	529
Schuylkill	330	3,105	139	0	3,574	3,172	402
Washington	618	4,569	126	1	5,314	4,626	688
5th Class Counties							
Adams	137	1,386	37	0	1,560	1,413	147
Blair	280	3,221	88	0	3,589	3,320	269
Lawrence	196	1,867	82	0	2,145	1,972	173
Lebanon	338	2,368	57	0	2,763	2,343	420
Lycoming	276	2,246	54	0	2,576	2,304	272
Mercer	266	2,359	85	0	2,710	2,469	241
Northumberland	165	1,796	63	0	2,024	1,824	200

MAGISTERIAL DISTRICT JUDGE - 2014 CRIMINAL AVAILABLE FOR DISPOSITION

	Cases Pending 1/1/14	New Cases Filed	Active Warrant Status Change	Closed Case Status Change	Cases Available for Disposition	Total Cases Disposed	Cases Pending 12/31/14
6th Class Counties							
Armstrong	255	1,281	45	0	1,581	1,294	287
Bedford	81	650	23	0	754	676	78
Bradford	188	1,171	48	0	1,407	1,228	179
Carbon	264	1,337	52	0	1,653	1,444	209
Clarion	96	674	18	0	788	701	87
Clearfield	103	1,046	24	0	1,173	1,050	123
Clinton	74	587	28	0	689	622	67
Columbia	120	1,315	33	0	1,468	1,346	122
Crawford	196	1,320	19	1	1,536	1,351	185
Elk	80	612	8	0	700	653	47
Greene	71	452	23	0	546	474	72
Huntingdon	60	728	24	0	812	746	66
Indiana	272	1,848	32	0	2,152	1,849	303
Jefferson	114	742	12	1	869	786	83
McKean	150	862	34	0	1,046	911	135
Mifflin	51	704	6	0	761	724	37
Perry	73	611	14	1	699	620	79
Pike	112	825	23	0	960	809	151
Somerset	235	1,199	29	0	1,463	1,237	226
Susquehanna	44	665	20	2	731	686	45
Tioga	73	620	18	0	711	644	67
Venango	135	1,112	24	0	1,271	1,150	121
Warren	46	553	23	0	622	550	72
Wayne	75	576	30	0	681	631	50
7th Class Counties							
Juniata	63	270	10	0	343	295	48
Snyder	58	507	10	0	575	501	74
Union	59	471	5	0	535	469	66
Wyoming	56	535	14	0	605	525	80
8th Class Counties							
Cameron	17	98	4	0	119	107	12
Forest	16	85	0	0	101	82	19
Fulton	35	225	15	0	275	234	41
Montour	30	266	10	0	306	273	33
Potter	37	294	6	0	337	318	19
Sullivan	5	58	3	0	66	56	10

MAGISTERIAL DISTRICT JUDGE - 2014 NEW CRIMINAL CASES BY CASE TYPE

	Property	%	Drug	%	Motor Vehicle DUI	%	Person	%	Public Order	%
2nd Class County										
Allegheny	7,717	23.2	7,292	22.0	3,754	11.3	7,488	22.5	5,523	16.6
2A Class Counties										
Bucks	2,429	27.3	2,167	24.4	2,484	27.9	1,087	12.2	575	6.5
Delaware	2,565	23.6	2,449	22.5	1,913	17.6	2,472	22.8	993	9.1
Montgomery	3,665	30.5	2,397	19.9	3,012	25.1	1,881	15.7	825	6.9
3rd Class Counties										
Berks	1,978	26.2	1,741	23.0	1,350	17.9	1,534	20.3	677	9.0
Chester	1,591	24.0	1,520	22.9	1,923	29.0	1,051	15.8	381	5.7
Cumberland	1,431	31.2	714	15.6	1,266	27.6	714	15.6	376	8.2
Dauphin	2,099	22.2	2,740	29.0	1,465	15.5	1,685	17.8	1,175	12.4
Erie	1,534	30.2	671	13.2	1,034	20.3	962	18.9	711	14.0
Lackawanna	892	23.2	873	22.7	681	17.7	792	20.6	533	13.8
Lancaster	2,305	33.1	1,251	17.9	1,537	22.0	1,007	14.4	665	9.5
Lehigh	1,574	22.1	1,747	24.5	1,775	24.9	1,166	16.4	680	9.5
Luzerne	1,920	27.9	1,582	23.0	1,177	17.1	1,208	17.5	762	11.1
Northampton	1,047	21.8	1,188	24.8	1,231	25.7	817	17.0	381	7.9
Westmoreland	1,879	28.5	1,444	21.9	1,369	20.8	1,207	18.3	398	6.0
York	2,377	26.0	2,356	25.8	2,038	22.3	1,213	13.3	912	10.0
4th Class Counties										
Beaver	1,173	29.8	643	16.3	654	16.6	849	21.6	476	12.1
Butler	953	30.9	622	20.2	697	22.6	447	14.5	289	9.4
Cambria	977	26.8	797	21.9	695	19.1	668	18.3	346	9.5
Centre	524	22.4	723	30.9	616	26.3	235	10.0	207	8.8
Fayette	812	26.6	649	21.3	557	18.3	682	22.4	261	8.6
Franklin	924	33.5	422	15.3	644	23.4	445	16.1	252	9.1
Monroe	798	23.8	682	20.3	1,004	29.9	561	16.7	236	7.0
Schuylkill	911	29.3	719	23.2	453	14.6	585	18.8	364	11.7
Washington	1,165	25.5	1,160	25.4	917	20.1	821	18.0	362	7.9
5th Class Counties										
Adams	265	19.1	279	20.1	474	34.2	181	13.1	139	10.0
Blair	741	23.0	874	27.1	598	18.6	595	18.5	355	11.0
Lawrence	640	34.3	299	16.0	269	14.4	426	22.8	183	9.8
Lebanon	722	30.5	639	27.0	384	16.2	368	15.5	204	8.6
Lycoming	611	27.2	550	24.5	627	27.9	225	10.0	172	7.7
Mercer	798	33.8	395	16.7	428	18.1	488	20.7	173	7.3
Northumberland	496	27.6	372	20.7	304	16.9	343	19.1	226	12.6

MAGISTERIAL DISTRICT JUDGE - 2014 NEW CRIMINAL CASES BY CASE TYPE

	Weapon	%	Motor Vehicle Other	%	Unreported	%	Other	%	Total
2nd Class County									
Allegheny	899	2.7	354	1.1	147	0.4	42	0.1	33,216
2A Class Counties									
Bucks	81	0.9	55	0.6	8	0.1	9	0.1	8,895
Delaware	221	2.0	163	1.5	27	0.2	58	0.5	10,861
Montgomery	133	1.1	90	0.7	7	0.1	6	<0.1	12,016
3rd Class Counties									
Berks	167	2.2	93	1.2	13	0.2	2	<0.1	7,555
Chester	106	1.6	52	0.8	9	0.1	9	0.1	6,642
Cumberland	39	0.9	34	0.7	9	0.2	2	<0.1	4,585
Dauphin	140	1.5	116	1.2	11	0.1	15	0.2	9,446
Erie	120	2.4	38	0.7	5	0.1	11	0.2	5,086
Lackawanna	35	0.9	35	0.9	6	0.2	3	0.1	3,850
Lancaster	117	1.7	77	1.1	5	0.1	7	0.1	6,971
Lehigh	94	1.3	78	1.1	8	0.1	3	<0.1	7,125
Luzerne	130	1.9	71	1.0	26	0.4	8	0.1	6,884
Northampton	62	1.3	63	1.3	4	0.1	3	0.1	4,796
Westmoreland	161	2.4	67	1.0	51	0.8	18	0.3	6,594
York	144	1.6	79	0.9	19	0.2	6	0.1	9,144
4th Class Counties									
Beaver	85	2.2	50	1.3	4	0.1	0	--	3,934
Butler	37	1.2	24	0.8	7	0.2	10	0.3	3,086
Cambria	101	2.8	47	1.3	1	<0.1	11	0.3	3,643
Centre	21	0.9	15	0.6	0	--	2	0.1	2,343
Fayette	53	1.7	18	0.6	12	0.4	5	0.2	3,049
Franklin	44	1.6	22	0.8	2	0.1	2	0.1	2,757
Monroe	47	1.4	20	0.6	4	0.1	7	0.2	3,359
Schuylkill	48	1.5	20	0.6	3	0.1	2	0.1	3,105
Washington	84	1.8	58	1.3	0	--	2	<0.1	4,569
5th Class Counties									
Adams	26	1.9	20	1.4	1	0.1	1	0.1	1,386
Blair	42	1.3	12	0.4	2	0.1	2	0.1	3,221
Lawrence	36	1.9	9	0.5	1	0.1	4	0.2	1,867
Lebanon	25	1.1	17	0.7	5	0.2	4	0.2	2,368
Lycoming	46	2.0	7	0.3	3	0.1	5	0.2	2,246
Mercer	45	1.9	26	1.1	3	0.1	3	0.1	2,359
Northumberland	27	1.5	18	1.0	3	0.2	7	0.4	1,796

MAGISTERIAL DISTRICT JUDGE - 2014 NEW CRIMINAL CASES BY CASE TYPE

	Property	%	Drug	%	Motor Vehicle DUI	%	Person	%	Public Order	%
6th Class Counties										
Armstrong	369	28.8	223	17.4	327	25.5	190	14.8	114	8.9
Bedford	172	26.5	95	14.6	203	31.2	106	16.3	54	8.3
Bradford	237	20.2	264	22.5	302	25.8	225	19.2	96	8.2
Carbon	265	19.8	349	26.1	386	28.9	174	13.0	133	9.9
Clarion	154	22.8	187	27.7	145	21.5	109	16.2	68	10.1
Clearfield	342	32.7	127	12.1	227	21.7	177	16.9	107	10.2
Clinton	181	30.8	108	18.4	139	23.7	97	16.5	51	8.7
Columbia	344	26.2	344	26.2	310	23.6	183	13.9	99	7.5
Crawford	320	24.2	212	16.1	325	24.6	253	19.2	114	8.6
Elk	189	30.9	176	28.8	113	18.5	77	12.6	38	6.2
Greene	117	25.9	50	11.1	112	24.8	112	24.8	44	9.7
Huntingdon	216	29.7	152	20.9	162	22.3	112	15.4	72	9.9
Indiana	495	26.8	537	29.1	338	18.3	273	14.8	153	8.3
Jefferson	178	24.0	141	19.0	124	16.7	193	26.0	78	10.5
McKean	184	21.3	126	14.6	234	27.1	188	21.8	108	12.5
Mifflin	193	27.4	148	21.0	175	24.9	117	16.6	49	7.0
Perry	145	23.7	97	15.9	154	25.2	151	24.7	44	7.2
Pike	231	28.0	241	29.2	193	23.4	95	11.5	45	5.5
Somerset	330	27.5	226	18.8	325	27.1	210	17.5	87	7.3
Susquehanna	244	36.7	95	14.3	135	20.3	97	14.6	49	7.4
Tioga	191	30.8	90	14.5	182	29.4	73	11.8	57	9.2
Venango	319	28.7	158	14.2	303	27.2	202	18.2	110	9.9
Warren	163	29.5	75	13.6	142	25.7	94	17.0	58	10.5
Wayne	152	26.4	122	21.2	149	25.9	94	16.3	30	5.2
7th Class Counties										
Juniata	86	31.9	45	16.7	79	29.3	25	9.3	19	7.0
Snyder	194	38.3	72	14.2	129	25.4	71	14.0	28	5.5
Union	184	39.1	56	11.9	122	25.9	58	12.3	40	8.5
Wyoming	108	20.2	122	22.8	208	38.9	60	11.2	32	6.0
8th Class Counties										
Cameron	30	30.6	29	29.6	14	14.3	13	13.3	11	11.2
Forest	11	12.9	18	21.2	33	38.8	14	16.5	4	4.7
Fulton	39	17.3	52	23.1	59	26.2	42	18.7	19	8.4
Montour	62	23.3	59	22.2	67	25.2	45	16.9	29	10.9
Potter	58	19.7	71	24.1	60	20.4	65	22.1	29	9.9
Sullivan	11	19.0	11	19.0	13	22.4	14	24.1	6	10.3

MAGISTERIAL DISTRICT JUDGE - 2014 NEW CRIMINAL CASES BY CASE TYPE

	Weapon	%	Motor Vehicle Other	%	Unreported	%	Other	%	Total
6th Class Counties									
Armstrong	19	1.5	32	2.5	1	0.1	6	0.5	1,281
Bedford	19	2.9	0	--	0	--	1	0.2	650
Bradford	22	1.9	11	0.9	12	1.0	2	0.2	1,171
Carbon	12	0.9	16	1.2	1	0.1	1	0.1	1,337
Clarion	4	0.6	6	0.9	1	0.1	0	--	674
Clearfield	36	3.4	25	2.4	2	0.2	3	0.3	1,046
Clinton	5	0.9	5	0.9	1	0.2	0	--	587
Columbia	20	1.5	10	0.8	1	0.1	4	0.3	1,315
Crawford	14	1.1	73	5.5	9	0.7	0	--	1,320
Elk	15	2.5	2	0.3	0	--	2	0.3	612
Greene	11	2.4	6	1.3	0	--	0	--	452
Huntingdon	8	1.1	4	0.5	1	0.1	1	0.1	728
Indiana	23	1.2	26	1.4	3	0.2	0	--	1,848
Jefferson	7	0.9	14	1.9	4	0.5	3	0.4	742
McKean	10	1.2	9	1.0	1	0.1	2	0.2	862
Mifflin	17	2.4	4	0.6	1	0.1	0	--	704
Perry	7	1.1	9	1.5	3	0.5	1	0.2	611
Pike	16	1.9	2	0.2	2	0.2	0	--	825
Somerset	3	0.3	7	0.6	2	0.2	9	0.8	1,199
Susquehanna	7	1.1	2	0.3	1	0.2	35	5.3	665
Tioga	23	3.7	2	0.3	0	--	2	0.3	620
Venango	12	1.1	3	0.3	5	0.4	0	--	1,112
Warren	19	3.4	1	0.2	0	--	1	0.2	553
Wayne	23	4.0	4	0.7	0	--	2	0.3	576
7th Class Counties									
Juniata	5	1.9	9	3.3	2	0.7	0	--	270
Snyder	6	1.2	4	0.8	1	0.2	2	0.4	507
Union	9	1.9	2	0.4	0	--	0	--	471
Wyoming	1	0.2	3	0.6	1	0.2	0	--	535
8th Class Counties									
Cameron	1	1.0	0	--	0	--	0	--	98
Forest	2	2.4	3	3.5	0	--	0	--	85
Fulton	8	3.6	3	1.3	1	0.4	2	0.9	225
Montour	2	0.8	0	--	0	--	2	0.8	266
Potter	8	2.7	2	0.7	0	--	1	0.3	294
Sullivan	3	5.2	0	--	0	--	0	--	58

MAGISTERIAL DISTRICT JUDGE - 2014 CRIMINAL DISPOSED AND INACTIVE

	Waiver of Preliminary Hearing	%	Held for Court	%	Dismissed	%	Withdrawn	%	Guilty Plea	%
2nd Class County										
Allegheny	12,428	36.8	4,499	13.3	10,280	30.4	4,983	14.7	4	<0.1
2A Class Counties										
Bucks	5,700	62.8	2,090	23.0	525	5.8	261	2.9	0	--
Delaware	5,510	47.2	2,370	20.3	2,355	20.2	298	2.6	0	--
Montgomery	6,259	49.6	3,496	27.7	1,259	10.0	828	6.6	57	0.5
3rd Class Counties										
Berks	5,126	66.8	970	12.6	881	11.5	232	3.0	1	<0.1
Chester	2,991	43.1	1,492	21.5	1,769	25.5	144	2.1	0	--
Cumberland	2,772	57.0	602	12.4	567	11.7	136	2.8	580	11.9
Dauphin	4,617	47.3	1,608	16.5	1,049	10.8	395	4.1	1,192	12.2
Erie	2,395	46.1	819	15.8	869	16.7	422	8.1	387	7.4
Lackawanna	2,046	50.1	157	3.8	762	18.7	423	10.4	428	10.5
Lancaster	4,247	55.6	694	9.1	743	9.7	477	6.2	1,029	13.5
Lehigh	3,852	52.5	977	13.3	984	13.4	177	2.4	954	13.0
Luzerne	3,182	44.6	1,015	14.2	1,279	17.9	377	5.3	853	11.9
Northampton	3,292	63.9	697	13.5	421	8.2	163	3.2	154	3.0
Westmoreland	4,886	72.4	284	4.2	424	6.3	552	8.2	0	--
York	5,471	58.4	2,074	22.1	703	7.5	179	1.9	605	6.5
4th Class Counties										
Beaver	2,136	53.4	155	3.9	1,340	33.5	61	1.5	131	3.3
Butler	1,837	59.4	497	16.1	392	12.7	111	3.6	127	4.1
Cambria	2,202	59.5	320	8.7	404	10.9	437	11.8	86	2.3
Centre	2,104	88.8	180	7.6	26	1.1	13	0.5	8	0.3
Fayette	1,815	55.6	395	12.1	728	22.3	150	4.6	0	--
Franklin	2,165	74.9	227	7.9	238	8.2	161	5.6	2	0.1
Monroe	1,902	53.2	247	6.9	294	8.2	316	8.8	518	14.5
Schuylkill	1,760	55.5	441	13.9	220	6.9	445	14.0	0	--
Washington	2,267	49.0	948	20.5	805	17.4	304	6.6	41	0.9
5th Class Counties										
Adams	1,092	77.3	168	11.9	64	4.5	43	3.0	6	0.4
Blair	2,372	71.4	231	7.0	263	7.9	150	4.5	177	5.3
Lawrence	871	44.2	217	11.0	100	5.1	515	26.1	177	9.0
Lebanon	1,842	78.6	283	12.1	52	2.2	54	2.3	0	--
Lycoming	1,794	77.9	251	10.9	68	3.0	80	3.5	51	2.2
Mercer	295	11.9	1,139	46.1	220	8.9	168	6.8	500	20.3
Northumberland	1,110	60.9	127	7.0	70	3.8	105	5.8	187	10.3

MAGISTERIAL DISTRICT JUDGE - 2014 CRIMINAL DISPOSED AND INACTIVE

	Pre-Dispositional Warrants	%	Uncategorized	%	Post-Dispositional Other	%	Total Disposed
2nd Class County							
Allegheny	1,460	4.3	149	0.4	10	<0.1	33,813
2A Class Counties							
Bucks	341	3.8	129	1.4	36	0.4	9,082
Delaware	613	5.3	245	2.1	280	2.4	11,671
Montgomery	512	4.1	183	1.4	30	0.2	12,624
3rd Class Counties							
Berks	386	5.0	78	1.0	3	<0.1	7,677
Chester	346	5.0	136	2.0	69	1.0	6,947
Cumberland	137	2.8	65	1.3	5	0.1	4,864
Dauphin	410	4.2	453	4.6	29	0.3	9,753
Erie	151	2.9	130	2.5	27	0.5	5,200
Lackawanna	226	5.5	38	0.9	0	--	4,080
Lancaster	392	5.1	52	0.7	4	0.1	7,638
Lehigh	351	4.8	36	0.5	0	--	7,331
Luzerne	307	4.3	118	1.7	9	0.1	7,140
Northampton	218	4.2	62	1.2	142	2.8	5,149
Westmoreland	316	4.7	64	0.9	224	3.3	6,750
York	279	3.0	34	0.4	20	0.2	9,365
4th Class Counties							
Beaver	176	4.4	0	--	3	0.1	4,002
Butler	114	3.7	13	0.4	0	--	3,091
Cambria	117	3.2	113	3.1	20	0.5	3,699
Centre	34	1.4	4	0.2	0	--	2,369
Fayette	131	4.0	48	1.5	0	--	3,267
Franklin	84	2.9	9	0.3	3	0.1	2,889
Monroe	217	6.1	69	1.9	9	0.3	3,572
Schuylkill	181	5.7	25	0.8	100	3.2	3,172
Washington	186	4.0	64	1.4	11	0.2	4,626
5th Class Counties							
Adams	31	2.2	6	0.4	3	0.2	1,413
Blair	84	2.5	32	1.0	11	0.3	3,320
Lawrence	64	3.2	17	0.9	11	0.6	1,972
Lebanon	97	4.1	15	0.6	0	--	2,343
Lycoming	54	2.3	6	0.3	0	--	2,304
Mercer	134	5.4	12	0.5	1	<0.1	2,469
Northumberland	118	6.5	107	5.9	0	--	1,824

MAGISTERIAL DISTRICT JUDGE - 2014 CRIMINAL DISPOSED AND INACTIVE

	Waiver of Preliminary Hearing	%	Held for Court	%	Dismissed	%	Withdrawn	%	Guilty Plea	%
6th Class Counties										
Armstrong	789	61.0	153	11.8	198	15.3	84	6.5	5	0.4
Bedford	563	83.3	32	4.7	7	1.0	17	2.5	26	3.8
Bradford	730	59.4	62	5.0	139	11.3	69	5.6	176	14.3
Carbon	1,015	70.3	157	10.9	112	7.8	87	6.0	20	1.4
Clarion	514	73.3	73	10.4	57	8.1	30	4.3	8	1.1
Clearfield	699	66.6	89	8.5	60	5.7	28	2.7	134	12.8
Clinton	457	73.5	72	11.6	39	6.3	20	3.2	0	--
Columbia	839	62.3	175	13.0	84	6.2	92	6.8	119	8.8
Crawford	785	58.1	323	23.9	82	6.1	74	5.5	33	2.4
Elk	512	78.4	39	6.0	39	6.0	49	7.5	0	--
Greene	151	31.9	201	42.4	89	18.8	14	3.0	0	--
Huntingdon	574	76.9	120	16.1	8	1.1	13	1.7	0	--
Indiana	1,095	59.2	160	8.7	281	15.2	115	6.2	168	9.1
Jefferson	489	62.2	87	11.1	55	7.0	36	4.6	38	4.8
McKean	609	66.8	136	14.9	20	2.2	62	6.8	39	4.3
Mifflin	608	84.0	40	5.5	36	5.0	15	2.1	10	1.4
Perry	390	62.9	130	21.0	46	7.4	34	5.5	1	0.2
Pike	530	65.5	132	16.3	47	5.8	13	1.6	46	5.7
Somerset	759	61.4	129	10.4	145	11.7	117	9.5	0	--
Susquehanna	446	65.0	12	1.7	52	7.6	22	3.2	113	16.5
Tioga	478	74.2	32	5.0	44	6.8	41	6.4	19	3.0
Venango	765	66.5	202	17.6	20	1.7	81	7.0	50	4.3
Warren	349	63.5	52	9.5	37	6.7	35	6.4	49	8.9
Wayne	381	60.4	51	8.1	33	5.2	32	5.1	74	11.7
7th Class Counties										
Juniata	229	77.6	34	11.5	16	5.4	5	1.7	1	0.3
Snyder	369	73.7	53	10.6	24	4.8	21	4.2	12	2.4
Union	322	68.7	68	14.5	17	3.6	14	3.0	23	4.9
Wyoming	416	79.2	39	7.4	26	5.0	16	3.0	3	0.6
8th Class Counties										
Cameron	69	64.5	15	14.0	5	4.7	17	15.9	0	--
Forest	46	56.1	6	7.3	4	4.9	3	3.7	13	15.9
Fulton	185	79.1	14	6.0	9	3.8	16	6.8	1	0.4
Montour	170	62.3	39	14.3	9	3.3	12	4.4	31	11.4
Potter	214	67.3	44	13.8	13	4.1	14	4.4	0	--
Sullivan	40	71.4	0	--	6	10.7	3	5.4	0	--

MAGISTERIAL DISTRICT JUDGE - 2014 CRIMINAL DISPOSED AND INACTIVE

	Pre-Dispositional Warrants	%	Uncategorized	%	Post-Dispositional Other	%	Total Disposed
6th Class Counties							
Armstrong	34	2.6	30	2.3	1	0.1	1,294
Bedford	28	4.1	3	0.4	0	--	676
Bradford	48	3.9	3	0.2	1	0.1	1,228
Carbon	40	2.8	13	0.9	0	--	1,444
Clarion	14	2.0	4	0.6	1	0.1	701
Clearfield	24	2.3	16	1.5	0	--	1,050
Clinton	32	5.1	2	0.3	0	--	622
Columbia	32	2.4	4	0.3	1	0.1	1,346
Crawford	31	2.3	23	1.7	0	--	1,351
Elk	13	2.0	0	--	1	0.2	653
Greene	13	2.7	5	1.1	1	0.2	474
Huntingdon	28	3.8	1	0.1	2	0.3	746
Indiana	29	1.6	1	0.1	0	--	1,849
Jefferson	7	0.9	68	8.7	6	0.8	786
McKean	31	3.4	14	1.5	0	--	911
Mifflin	8	1.1	6	0.8	1	0.1	724
Perry	16	2.6	2	0.3	1	0.2	620
Pike	35	4.3	6	0.7	0	--	809
Somerset	13	1.1	59	4.8	15	1.2	1,237
Susquehanna	34	5.0	6	0.9	1	0.1	686
Tioga	18	2.8	11	1.7	1	0.2	644
Venango	30	2.6	2	0.2	0	--	1,150
Warren	26	4.7	2	0.4	0	--	550
Wayne	33	5.2	27	4.3	0	--	631
7th Class Counties							
Juniata	7	2.4	3	1.0	0	--	295
Snyder	17	3.4	3	0.6	2	0.4	501
Union	10	2.1	14	3.0	1	0.2	469
Wyoming	20	3.8	5	1.0	0	--	525
8th Class Counties							
Cameron	1	0.9	0	--	0	--	107
Forest	1	1.2	5	6.1	4	4.9	82
Fulton	4	1.7	4	1.7	1	0.4	234
Montour	10	3.7	2	0.7	0	--	273
Potter	9	2.8	23	7.2	1	0.3	318
Sullivan	7	12.5	0	--	0	--	56

MAGISTERIAL DISTRICT JUDGE - 2014 AGE OF PENDING CRIMINAL

	0-60 Days	%	61-120 Days	%	121-180 Days	%	181-240 Days	%	241-300 Days	%	301-360 Days	%	Over 360 Days	%
2nd Class County														
Allegheny	3,479	43.7	1,802	22.7	695	8.7	247	3.1	96	1.2	40	0.5	1,594	20.0
2A Class Counties														
Bucks	1,188	73.1	350	21.5	63	3.9	7	0.4	5	0.3	2	0.1	11	0.7
Delaware	1,223	61.7	470	23.7	124	6.3	49	2.5	19	1.0	14	0.7	84	4.2
Montgomery	1,301	58.4	368	16.5	97	4.4	38	1.7	17	0.8	6	0.3	402	18.0
3rd Class Counties														
Berks	862	77.0	176	15.7	23	2.1	1	0.1	0	--	2	0.2	55	4.9
Chester	815	59.1	365	26.4	111	8.0	44	3.2	14	1.0	8	0.6	23	1.7
Cumberland	458	73.8	106	17.1	26	4.2	8	1.3	1	0.2	2	0.3	20	3.2
Dauphin	1,277	63.5	393	19.5	105	5.2	30	1.5	13	0.6	7	0.3	186	9.2
Erie	612	71.3	160	18.6	31	3.6	17	2.0	8	0.9	5	0.6	25	2.9
Lackawanna	338	58.5	70	12.1	22	3.8	7	1.2	6	1.0	5	0.9	130	22.5
Lancaster	590	80.4	84	11.4	30	4.1	8	1.1	0	--	0	--	22	3.0
Lehigh	759	63.1	302	25.1	93	7.7	23	1.9	8	0.7	3	0.2	15	1.2
Luzerne	751	56.7	208	15.7	43	3.2	8	0.6	8	0.6	1	0.1	305	23.0
Northampton	580	79.7	104	14.3	13	1.8	5	0.7	1	0.1	2	0.3	23	3.2
Westmoreland	771	70.0	201	18.2	48	4.4	22	2.0	10	0.9	6	0.5	44	4.0
York	952	84.0	104	9.2	12	1.1	8	0.7	2	0.2	0	--	55	4.9
4th Class Counties														
Beaver	385	57.6	126	18.9	40	6.0	25	3.7	5	0.7	3	0.4	84	12.6
Butler	384	81.9	63	13.4	13	2.8	2	0.4	1	0.2	1	0.2	5	1.1
Cambria	362	65.9	98	17.9	23	4.2	11	2.0	6	1.1	3	0.5	46	8.4
Centre	189	77.8	14	5.8	1	0.4	1	0.4	2	0.8	1	0.4	35	14.4
Fayette	329	67.0	100	20.4	37	7.5	10	2.0	5	1.0	1	0.2	9	1.8
Franklin	246	59.9	61	14.8	14	3.4	3	0.7	1	0.2	2	0.5	84	20.4
Monroe	340	64.3	108	20.4	37	7.0	11	2.1	4	0.8	2	0.4	27	5.1
Schuylkill	335	83.3	44	10.9	15	3.7	4	1.0	3	0.7	1	0.2	0	--
Washington	448	65.1	108	15.7	39	5.7	11	1.6	3	0.4	3	0.4	76	11.0
5th Class Counties														
Adams	132	89.8	10	6.8	1	0.7	2	1.4	0	--	1	0.7	1	0.7
Blair	207	77.0	22	8.2	4	1.5	3	1.1	0	--	1	0.4	32	11.9
Lawrence	130	75.1	29	16.8	7	4.0	3	1.7	1	0.6	2	1.2	1	0.6
Lebanon	333	79.3	52	12.4	2	0.5	0	--	1	0.2	0	--	32	7.6
Lycoming	244	89.7	11	4.0	5	1.8	1	0.4	0	--	0	--	11	4.0
Mercer	191	79.3	24	10.0	6	2.5	4	1.7	2	0.8	0	--	14	5.8
Northumberland	157	78.5	29	14.5	2	1.0	1	0.5	3	1.5	1	0.5	7	3.5

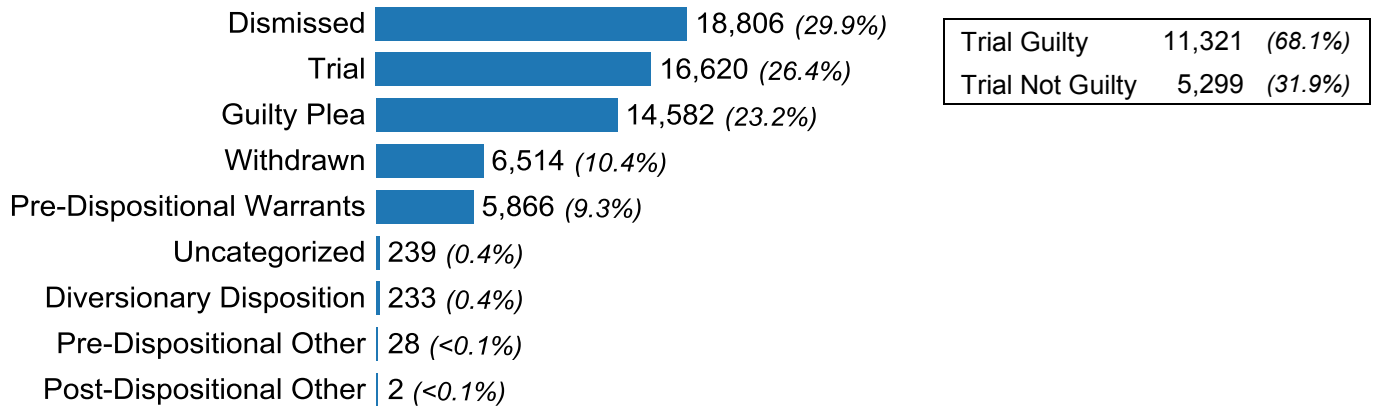
MAGISTERIAL DISTRICT JUDGE - 2014 AGE OF PENDING CRIMINAL

	0-60 Days	%	61-120 Days	%	121-180 Days	%	181-240 Days	%	241-300 Days	%	301-360 Days	%	Over 360 Days	%
6th Class Counties														
Armstrong	170	59.2	43	15.0	13	4.5	4	1.4	0	--	2	0.7	55	19.2
Bedford	67	85.9	4	5.1	1	1.3	0	--	0	--	0	--	6	7.7
Bradford	126	70.4	21	11.7	9	5.0	8	4.5	2	1.1	1	0.6	12	6.7
Carbon	140	67.0	57	27.3	6	2.9	1	0.5	5	2.4	0	--	0	--
Clarion	71	81.6	12	13.8	2	2.3	0	--	0	--	0	--	2	2.3
Clearfield	100	81.3	11	8.9	5	4.1	0	--	0	--	0	--	7	5.7
Clinton	53	79.1	8	11.9	2	3.0	2	3.0	1	1.5	0	--	1	1.5
Columbia	109	89.3	8	6.6	3	2.5	0	--	0	--	0	--	2	1.6
Crawford	149	80.5	22	11.9	1	0.5	1	0.5	0	--	0	--	12	6.5
Elk	46	97.9	1	2.1	0	--	0	--	0	--	0	--	0	--
Greene	49	68.1	19	26.4	2	2.8	0	--	0	--	0	--	2	2.8
Huntingdon	54	81.8	7	10.6	0	--	0	--	0	--	1	1.5	4	6.1
Indiana	248	81.8	40	13.2	11	3.6	2	0.7	1	0.3	0	--	1	0.3
Jefferson	66	79.5	12	14.5	0	--	0	--	0	--	1	1.2	4	4.8
McKean	112	83.0	14	10.4	1	0.7	1	0.7	0	--	2	1.5	5	3.7
Mifflin	35	94.6	1	2.7	0	--	0	--	1	2.7	0	--	0	--
Perry	64	81.0	4	5.1	1	1.3	0	--	1	1.3	0	--	9	11.4
Pike	94	62.3	21	13.9	21	13.9	11	7.3	0	--	0	--	4	2.6
Somerset	139	61.5	69	30.5	13	5.8	3	1.3	0	--	1	0.4	1	0.4
Susquehanna	32	71.1	6	13.3	0	--	2	4.4	0	--	0	--	5	11.1
Tioga	49	73.1	10	14.9	2	3.0	0	--	0	--	0	--	6	9.0
Venango	92	76.0	19	15.7	0	--	0	--	1	0.8	0	--	9	7.4
Warren	48	66.7	14	19.4	3	4.2	0	--	0	--	0	--	7	9.7
Wayne	33	66.0	4	8.0	2	4.0	1	2.0	0	--	0	--	10	20.0
7th Class Counties														
Juniata	19	39.6	6	12.5	3	6.3	0	--	0	--	0	--	20	41.7
Snyder	44	59.5	16	21.6	3	4.1	0	--	0	--	0	--	11	14.9
Union	47	71.2	14	21.2	0	--	0	--	0	--	0	--	5	7.6
Wyoming	65	81.3	11	13.8	1	1.3	2	2.5	1	1.3	0	--	0	--
8th Class Counties														
Cameron	9	75.0	1	8.3	0	--	0	--	0	--	0	--	2	16.7
Forest	12	63.2	3	15.8	0	--	0	--	0	--	0	--	4	21.1
Fulton	28	68.3	5	12.2	2	4.9	2	4.9	0	--	0	--	4	9.8
Montour	20	60.6	2	6.1	0	--	10	30.3	0	--	0	--	1	3.0
Potter	15	78.9	0	--	0	--	0	--	1	5.3	0	--	3	15.8
Sullivan	7	70.0	3	30.0	0	--	0	--	0	--	0	--	0	--

2014 MAGISTERIAL DISTRICT JUDGE STATE TOTALS PRIVATE SUMMARY COMPLAINTS

Cases Pending 1/1/14	17,315	<u>Age of Pending Cases</u>	
New Cases Filed	51,169	0- 60 Days	5,265 34.3%
Active Warrant Status Change	9,736	61-120 Days	1,914 12.5%
Bankruptcy Status Change	3	121-180 Days	538 3.5%
Closed Case Status Change	22	181-240 Days	858 5.6%
		241-300 Days	746 4.9%
Cases Available for Disposition	78,245	301-360 Days	461 3.0%
Cases Disposed and Inactive	62,890	Over 360 Days	5,573 36.3%
		Total	15,355
Cases Pending 12/31/14	15,355		

Disposed By:



MAGISTERIAL DISTRICT JUDGE - 2014 PRIVATE SUMMARY COMPLAINTS AVAILABLE FOR DISPOSITION

	Cases Pending 1/1/14	New Cases Filed	Active Warrant Status Change	Bankruptcy Status Change	Closed Case Status Change	Cases Available for Disposition	Total Cases Disposed	Cases Pending 12/31/14
2nd Class County								
Allegheny	4,207	8,922	782	1	6	13,918	9,835	4,083
2A Class Counties								
Bucks	4	8	4	0	0	16	13	3
Delaware	269	1,475	57	0	0	1,801	1,462	339
Montgomery	314	781	18	0	1	1,114	945	169
3rd Class Counties								
Berks	142	709	148	0	0	999	861	138
Chester	389	1,201	22	0	2	1,614	1,201	413
Cumberland	203	806	654	0	0	1,663	1,514	149
Dauphin	961	1,353	477	0	0	2,791	2,295	496
Erie	472	2,263	158	0	0	2,893	2,217	676
Lackawanna	809	1,047	83	0	1	1,940	1,433	507
Lancaster	133	891	149	0	0	1,173	1,025	148
Lehigh	138	542	516	0	1	1,197	1,115	82
Luzerne	1,553	1,432	396	0	0	3,381	2,062	1,319
Northampton	278	1,458	2,559	2	0	4,297	4,074	223
Westmoreland	1,335	3,039	309	0	1	4,684	3,528	1,156
York	1,242	6,212	890	0	2	8,346	7,827	519
4th Class Counties								
Beaver	257	699	62	0	0	1,018	716	302
Butler	105	399	11	0	0	515	384	131
Cambria	95	922	526	0	0	1,543	1,423	120
Centre	35	373	22	0	0	430	361	69
Fayette	235	1,405	105	0	2	1,747	1,447	300
Franklin	819	2,032	38	0	0	2,889	1,426	1,463
Monroe	97	372	118	0	1	588	480	108
Schuylkill	6	26	5	0	1	38	33	5
Washington	408	977	130	0	0	1,515	1,367	148
5th Class Counties								
Adams	149	972	179	0	1	1,301	1,168	133
Blair	242	1,087	137	0	0	1,466	1,240	226
Lawrence	34	138	20	0	0	192	179	13
Lebanon	25	245	4	0	0	274	246	28
Lycoming	50	166	11	0	0	227	161	66
Mercer	256	1,435	45	0	0	1,736	1,554	182
Northumberland	192	799	88	0	0	1,079	857	222

MAGISTERIAL DISTRICT JUDGE - 2014 PRIVATE SUMMARY COMPLAINTS AVAILABLE FOR DISPOSITION

	Cases Pending 1/1/14	New Cases Filed	Active Warrant Status Change	Bankruptcy Status Change	Closed Case Status Change	Cases Available for Disposition	Total Cases Disposed	Cases Pending 12/31/14
6th Class Counties								
Armstrong	132	309	21	0	0	462	349	113
Bedford	40	244	6	0	0	290	247	43
Bradford	50	328	16	0	0	394	325	69
Carbon	22	61	1	0	0	84	65	19
Clarion	37	403	3	0	0	443	413	30
Clearfield	46	283	23	0	0	352	306	46
Clinton	1	7	0	0	0	8	7	1
Columbia	86	534	55	0	0	675	601	74
Crawford	96	347	11	0	0	454	358	96
Elk	18	182	13	0	0	213	202	11
Greene	291	680	92	0	0	1,063	820	243
Huntingdon	14	88	7	0	0	109	87	22
Indiana	63	225	38	0	0	326	292	34
Jefferson	48	432	16	0	0	496	458	38
McKean	76	429	26	0	0	531	477	54
Mifflin	20	165	13	0	0	198	173	25
Perry	298	231	566	0	0	1,095	968	127
Pike	1	21	10	0	0	32	28	4
Somerset	26	187	13	0	0	226	202	24
Susquehanna	46	118	8	0	0	172	126	46
Tioga	9	65	5	0	0	79	76	3
Venango	180	723	20	0	2	925	828	97
Warren	38	322	4	0	0	364	329	35
Wayne	75	120	16	0	0	211	170	41
7th Class Counties								
Juniata	19	57	2	0	0	78	66	12
Snyder	9	120	10	0	0	139	126	13
Union	7	89	2	0	0	98	85	13
Wyoming	43	68	7	0	0	118	107	11
8th Class Counties								
Cameron	2	2	1	0	0	5	4	1
Forest	7	14	0	0	0	21	8	13
Fulton	12	73	6	0	1	92	78	14
Montour	48	30	1	0	0	79	32	47
Potter	1	26	1	0	0	28	28	0
Sullivan	0	0	0	0	0	0	0	0

MAGISTERIAL DISTRICT JUDGE - 2014 PRIVATE SUMMARY COMPLAINT DISPOSED AND INACTIVE

	Dismissed	%	Guilty Plea	%	Trial Guilty	%	Withdrawn	%	Pre-Dispositional Warrants	%
2nd Class County										
Allegheny	3,409	34.7	772	7.8	2,228	22.7	1,291	13.1	933	9.5
2A Class Counties										
Bucks	3	23.1	8	61.5	2	15.4	0	--	0	--
Delaware	825	56.4	9	0.6	422	28.9	110	7.5	26	1.8
Montgomery	712	75.3	37	3.9	58	6.1	100	10.6	19	2.0
3rd Class Counties										
Berks	104	12.1	251	29.2	137	15.9	164	19.0	71	8.2
Chester	470	39.1	50	4.2	211	17.6	170	14.2	23	1.9
Cumberland	649	42.9	432	28.5	238	15.7	31	2.0	115	7.6
Dauphin	488	21.3	356	15.5	465	20.3	151	6.6	643	28.0
Erie	691	31.2	486	21.9	412	18.6	193	8.7	194	8.8
Lackawanna	314	21.9	460	32.1	93	6.5	365	25.5	148	10.3
Lancaster	207	20.2	432	42.1	86	8.4	136	13.3	143	14.0
Lehigh	515	46.2	263	23.6	75	6.7	41	3.7	152	13.6
Luzerne	800	38.8	424	20.6	363	17.6	155	7.5	127	6.2
Northampton	2,786	68.4	103	2.5	306	7.5	323	7.9	71	1.7
Westmoreland	1,353	38.4	594	16.8	469	13.3	364	10.3	384	10.9
York	584	7.5	3,031	38.7	1,942	24.8	636	8.1	840	10.7
4th Class Counties										
Beaver	287	40.1	85	11.9	218	30.4	50	7.0	20	2.8
Butler	47	12.2	138	35.9	69	18.0	98	25.5	21	5.5
Cambria	674	47.4	397	27.9	132	9.3	126	8.9	46	3.2
Centre	138	38.2	85	23.5	78	21.6	29	8.0	13	3.6
Fayette	328	22.7	390	27.0	447	30.9	142	9.8	92	6.4
Franklin	181	12.7	423	29.7	374	26.2	108	7.6	56	3.9
Monroe	46	9.6	137	28.5	66	13.8	109	22.7	107	22.3
Schuylkill	1	3.0	19	57.6	4	12.1	3	9.1	5	15.2
Washington	573	41.9	132	9.7	314	23.0	212	15.5	103	7.5
5th Class Counties										
Adams	197	16.9	490	42.0	149	12.8	222	19.0	81	6.9
Blair	605	48.8	299	24.1	115	9.3	25	2.0	175	14.1
Lawrence	15	8.4	23	12.8	34	19.0	72	40.2	12	6.7
Lebanon	4	1.6	134	54.5	55	22.4	33	13.4	4	1.6
Lycoming	30	18.6	64	39.8	6	3.7	28	17.4	16	9.9
Mercer	315	20.3	306	19.7	463	29.8	182	11.7	81	5.2
Northumberland	111	13.0	313	36.5	191	22.3	48	5.6	120	14.0

MAGISTERIAL DISTRICT JUDGE - 2014 PRIVATE SUMMARY COMPLAINT DISPOSED AND INACTIVE

	Trial Not Guilty	%	Uncategorized	%	Div. Disp.	%	Pre-Dispositional Other	%	Post-Dispositional Other	%	Total Disposed
2nd Class County											
Allegheny	1,188	12.1	4	<0.1	10	0.1	0	--	0	--	9,835
2A Class Counties											
Bucks	0	--	0	--	0	--	0	--	0	--	13
Delaware	46	3.1	23	1.6	1	0.1	0	--	0	--	1,462
Montgomery	14	1.5	5	0.5	0	--	0	--	0	--	945
3rd Class Counties											
Berks	130	15.1	0	--	4	0.5	0	--	0	--	861
Chester	229	19.1	48	4.0	0	--	0	--	0	--	1,201
Cumberland	43	2.8	6	0.4	0	--	0	--	0	--	1,514
Dauphin	187	8.1	5	0.2	0	--	0	--	0	--	2,295
Erie	187	8.4	2	0.1	52	2.3	0	--	0	--	2,217
Lackawanna	46	3.2	5	0.3	0	--	0	--	0	--	1,433
Lancaster	21	2.0	0	--	0	--	0	--	0	--	1,025
Lehigh	65	5.8	1	0.1	1	0.1	2	0.2	2	0.2	1,115
Luzerne	178	8.6	15	0.7	0	--	0	--	0	--	2,062
Northampton	482	11.8	2	<0.1	1	<0.1	0	--	0	--	4,074
Westmoreland	306	8.7	20	0.6	37	1.0	1	0.1	1	0.1	3,528
York	794	10.1	0	--	0	--	0	--	0	--	7,827
4th Class Counties											
Beaver	53	7.4	0	--	3	0.4	0	--	0	--	716
Butler	11	2.9	0	--	0	--	0	--	0	--	384
Cambria	23	1.6	12	0.8	0	--	13	0.9	13	0.9	1,423
Centre	18	5.0	0	--	0	--	0	--	0	--	361
Fayette	41	2.8	7	0.5	0	--	0	--	0	--	1,447
Franklin	278	19.5	4	0.3	2	0.1	0	--	0	--	1,426
Monroe	15	3.1	0	--	0	--	0	--	0	--	480
Schuylkill	1	3.0	0	--	0	--	0	--	0	--	33
Washington	28	2.0	4	0.3	1	0.1	0	--	0	--	1,367
5th Class Counties											
Adams	29	2.5	0	--	0	--	0	--	0	--	1,168
Blair	8	0.6	1	0.1	0	--	12	1.0	12	1.0	1,240
Lawrence	22	12.3	1	0.6	0	--	0	--	0	--	179
Lebanon	16	6.5	0	--	0	--	0	--	0	--	246
Lycoming	15	9.3	2	1.2	0	--	0	--	0	--	161
Mercer	185	11.9	22	1.4	0	--	0	--	0	--	1,554
Northumberland	72	8.4	2	0.2	0	--	0	--	0	--	857

MAGISTERIAL DISTRICT JUDGE - 2014 PRIVATE SUMMARY COMPLAINT DISPOSED AND INACTIVE

	Dismissed	%	Guilty Plea	%	Trial Guilty	%	Withdrawn	%	Pre-Dispositional Warrants	%
6th Class Counties										
Armstrong	24	6.9	219	62.8	46	13.2	16	4.6	20	5.7
Bedford	34	13.8	113	45.7	31	12.6	21	8.5	12	4.9
Bradford	53	16.3	166	51.1	45	13.8	19	5.8	30	9.2
Carbon	10	15.4	18	27.7	10	15.4	8	12.3	3	4.6
Clarion	31	7.5	252	61.0	61	14.8	21	5.1	20	4.8
Clearfield	59	19.3	138	45.1	7	2.3	67	21.9	25	8.2
Clinton	0	--	6	85.7	0	--	1	14.3	0	--
Columbia	39	6.5	225	37.4	107	17.8	61	10.1	55	9.2
Crawford	64	17.9	204	57.0	40	11.2	21	5.9	15	4.2
Elk	0	--	133	65.8	21	10.4	16	7.9	22	10.9
Greene	312	38.0	135	16.5	240	29.3	42	5.1	34	4.1
Huntingdon	8	9.2	65	74.7	1	1.1	8	9.2	2	2.3
Indiana	55	18.8	130	44.5	17	5.8	18	6.2	53	18.2
Jefferson	26	5.7	285	62.2	68	14.8	16	3.5	25	5.5
McKean	118	24.7	206	43.2	49	10.3	29	6.1	38	8.0
Mifflin	24	13.9	106	61.3	6	3.5	21	12.1	14	8.1
Perry	34	3.5	369	38.1	14	1.4	17	1.8	524	54.1
Pike	1	3.6	13	46.4	1	3.6	11	39.3	0	--
Somerset	13	6.4	64	31.7	40	19.8	18	8.9	15	7.4
Susquehanna	22	17.5	46	36.5	6	4.8	31	24.6	16	12.7
Tioga	10	13.2	41	53.9	5	6.6	9	11.8	8	10.5
Venango	301	36.4	84	10.1	116	14.0	218	26.3	39	4.7
Warren	5	1.5	88	26.7	85	25.8	56	17.0	3	0.9
Wayne	40	23.5	65	38.2	11	6.5	10	5.9	15	8.8
7th Class Counties										
Juniata	4	6.1	46	69.7	5	7.6	4	6.1	6	9.1
Snyder	4	3.2	74	58.7	28	22.2	5	4.0	12	9.5
Union	32	37.6	23	27.1	8	9.4	13	15.3	2	2.4
Wyoming	8	7.5	80	74.8	8	7.5	2	1.9	4	3.7
8th Class Counties										
Cameron	0	--	1	25.0	1	25.0	1	25.0	1	25.0
Forest	1	12.5	1	12.5	0	--	2	25.0	0	--
Fulton	9	11.5	23	29.5	13	16.7	4	5.1	3	3.8
Montour	1	3.1	14	43.8	3	9.4	5	15.6	9	28.1
Potter	2	7.1	6	21.4	6	21.4	6	21.4	0	--
Sullivan	0	--	0	--	0	--	0	--	0	--

MAGISTERIAL DISTRICT JUDGE - 2014 PRIVATE SUMMARY COMPLAINT DISPOSED AND INACTIVE

	Trial Not Guilty	%	Uncategorized	%	Div. Disp.	%	Pre-Dispositional Other	%	Post-Dispositional Other	%	Total Disposed
6th Class Counties											
Armstrong	24	6.9	0	--	0	--	0	--	0	--	349
Bedford	32	13.0	0	--	4	1.6	0	--	0	--	247
Bradford	7	2.2	2	0.6	3	0.9	0	--	0	--	325
Carbon	16	24.6	0	--	0	--	0	--	0	--	65
Clarion	21	5.1	6	1.5	1	0.2	0	--	0	--	413
Clearfield	9	2.9	0	--	1	0.3	0	--	0	--	306
Clinton	0	--	0	--	0	--	0	--	0	--	7
Columbia	114	19.0	0	--	0	--	0	--	0	--	601
Crawford	5	1.4	9	2.5	0	--	0	--	0	--	358
Elk	10	5.0	0	--	0	--	0	--	0	--	202
Greene	55	6.7	1	0.1	1	0.1	0	--	0	--	820
Huntingdon	3	3.4	0	--	0	--	0	--	0	--	87
Indiana	18	6.2	0	--	1	0.3	0	--	0	--	292
Jefferson	38	8.3	0	--	0	--	0	--	0	--	458
McKean	37	7.8	0	--	0	--	0	--	0	--	477
Mifflin	0	--	0	--	2	1.2	0	--	0	--	173
Perry	8	0.8	2	0.2	0	--	0	--	0	--	968
Pike	2	7.1	0	--	0	--	0	--	0	--	28
Somerset	51	25.2	1	0.5	0	--	0	--	0	--	202
Susquehanna	5	4.0	0	--	0	--	0	--	0	--	126
Tioga	3	3.9	0	--	0	--	0	--	0	--	76
Venango	30	3.6	2	0.2	38	4.6	0	--	0	--	828
Warren	32	9.7	0	--	60	18.2	0	--	0	--	329
Wayne	5	2.9	24	14.1	0	--	0	--	0	--	170
7th Class Counties											
Juniata	0	--	1	1.5	0	--	0	--	0	--	66
Snyder	3	2.4	0	--	0	--	0	--	0	--	126
Union	7	8.2	0	--	0	--	0	--	0	--	85
Wyoming	5	4.7	0	--	0	--	0	--	0	--	107
8th Class Counties											
Cameron	0	--	0	--	0	--	0	--	0	--	4
Forest	0	--	0	--	4	50.0	0	--	0	--	8
Fulton	26	33.3	0	--	0	--	0	--	0	--	78
Montour	0	--	0	--	0	--	0	--	0	--	32
Potter	2	7.1	0	--	6	21.4	0	--	0	--	28
Sullivan	0	--	0	--	0	--	0	--	0	--	0

MAGISTERIAL DISTRICT JUDGE - 2014 AGE OF PENDING PRIVATE SUMMARY COMPLAINTS

	0-60 Days	%	61-120 Days	%	121-180 Days	%	181-240 Days	%	241-300 Days	%	301-360 Days	%	Over 360 Days	%
2nd Class County														
Allegheny	1,410	34.5	619	15.2	147	3.6	97	2.4	71	1.7	75	1.8	1,664	40.8
2A Class Counties														
Bucks	0	--	3	100.0	0	--	0	--	0	--	0	--	0	--
Delaware	192	56.6	65	19.2	7	2.1	13	3.8	20	5.9	7	2.1	35	10.3
Montgomery	25	14.8	17	10.1	2	1.2	49	29.0	9	5.3	7	4.1	60	35.5
3rd Class Counties														
Berks	118	85.5	8	5.8	0	--	0	--	1	0.7	1	0.7	10	7.2
Chester	165	40.0	104	25.2	1	0.2	56	13.6	65	15.7	19	4.6	3	0.7
Cumberland	76	51.0	23	15.4	1	0.7	14	9.4	6	4.0	2	1.3	27	18.1
Dauphin	107	21.6	21	4.2	6	1.2	47	9.5	104	21.0	53	10.7	158	31.9
Erie	225	33.3	100	14.8	37	5.5	35	5.2	19	2.8	27	4.0	233	34.5
Lackawanna	70	13.8	37	7.3	20	3.9	58	11.4	85	16.8	9	1.8	228	45.0
Lancaster	96	64.9	10	6.8	4	2.7	11	7.4	1	0.7	7	4.7	19	12.8
Lehigh	45	54.9	20	24.4	11	13.4	0	--	1	1.2	0	--	5	6.1
Luzerne	77	5.8	72	5.5	31	2.4	22	1.7	25	1.9	28	2.1	1,064	80.7
Northampton	157	70.4	17	7.6	3	1.3	6	2.7	4	1.8	1	0.4	35	15.7
Westmoreland	400	34.6	118	10.2	45	3.9	62	5.4	42	3.6	44	3.8	445	38.5
York	234	45.1	168	32.4	29	5.6	64	12.3	14	2.7	2	0.4	8	1.5
4th Class Counties														
Beaver	136	45.0	22	7.3	5	1.7	13	4.3	9	3.0	2	0.7	115	38.1
Butler	41	31.3	39	29.8	11	8.4	7	5.3	0	--	0	--	33	25.2
Cambria	81	67.5	20	16.7	4	3.3	0	--	2	1.7	2	1.7	11	9.2
Centre	43	62.3	8	11.6	1	1.4	10	14.5	3	4.3	0	--	4	5.8
Fayette	179	59.7	74	24.7	15	5.0	6	2.0	6	2.0	9	3.0	11	3.7
Franklin	258	17.6	22	1.5	60	4.1	167	11.4	162	11.1	96	6.6	698	47.7
Monroe	38	35.2	5	4.6	2	1.9	2	1.9	2	1.9	3	2.8	56	51.9
Schuylkill	4	80.0	0	--	0	--	0	--	1	20.0	0	--	0	--
Washington	43	29.1	40	27.0	10	6.8	2	1.4	0	--	4	2.7	49	33.1
5th Class Counties														
Adams	96	72.2	4	3.0	1	0.8	4	3.0	0	--	1	0.8	27	20.3
Blair	46	20.4	79	35.0	41	18.1	19	8.4	7	3.1	14	6.2	20	8.8
Lawrence	9	69.2	2	15.4	0	--	0	--	1	7.7	0	--	1	7.7
Lebanon	12	42.9	0	--	0	--	6	21.4	9	32.1	0	--	1	3.6
Lycoming	43	65.2	3	4.5	0	--	2	3.0	8	12.1	0	--	10	15.2
Mercer	99	54.4	23	12.6	4	2.2	23	12.6	10	5.5	12	6.6	11	6.0
Northumberland	102	45.9	19	8.6	4	1.8	14	6.3	11	5.0	8	3.6	64	28.8

MAGISTERIAL DISTRICT JUDGE - 2014 AGE OF PENDING PRIVATE SUMMARY COMPLAINTS

	0-60 Days	%	61-120 Days	%	121-180 Days	%	181-240 Days	%	241-300 Days	%	301-360 Days	%	Over 360 Days	%
6th Class Counties														
Armstrong	30	26.5	2	1.8	1	0.9	0	--	0	--	0	--	80	70.8
Bedford	18	41.9	4	9.3	0	--	0	--	3	7.0	0	--	18	41.9
Bradford	33	47.8	7	10.1	2	2.9	7	10.1	7	10.1	5	7.2	8	11.6
Carbon	6	31.6	5	26.3	0	--	0	--	0	--	0	--	8	42.1
Clarion	25	83.3	2	6.7	0	--	0	--	1	3.3	0	--	2	6.7
Clearfield	18	39.1	5	10.9	0	--	6	13.0	0	--	2	4.3	15	32.6
Clinton	1	100.0	0	--	0	--	0	--	0	--	0	--	0	--
Columbia	54	73.0	9	12.2	3	4.1	6	8.1	1	1.4	0	--	1	1.4
Crawford	26	27.1	2	2.1	0	--	1	1.0	1	1.0	0	--	66	68.8
Elk	7	63.6	3	27.3	1	9.1	0	--	0	--	0	--	0	--
Greene	97	39.9	47	19.3	6	2.5	5	2.1	17	7.0	15	6.2	56	23.0
Huntingdon	22	100.0	0	--	0	--	0	--	0	--	0	--	0	--
Indiana	25	73.5	3	8.8	1	2.9	0	--	0	--	1	2.9	4	11.8
Jefferson	33	86.8	4	10.5	0	--	0	--	0	--	1	2.6	0	--
McKean	42	77.8	5	9.3	0	--	1	1.9	2	3.7	1	1.9	3	5.6
Mifflin	14	56.0	7	28.0	0	--	1	4.0	0	--	0	--	3	12.0
Perry	18	14.2	5	3.9	1	0.8	4	3.1	6	4.7	1	0.8	92	72.4
Pike	2	50.0	0	--	0	--	2	50.0	0	--	0	--	0	--
Somerset	21	87.5	1	4.2	0	--	0	--	0	--	0	--	2	8.3
Susquehanna	8	17.4	6	13.0	3	6.5	7	15.2	4	8.7	2	4.3	16	34.8
Tioga	1	33.3	1	33.3	0	--	0	--	0	--	0	--	1	33.3
Venango	73	75.3	18	18.6	0	--	5	5.2	0	--	0	--	1	1.0
Warren	16	45.7	2	5.7	0	--	4	11.4	2	5.7	0	--	11	31.4
Wayne	5	12.2	5	12.2	13	31.7	0	--	0	--	0	--	18	43.9
7th Class Counties														
Juniata	2	16.7	0	--	0	--	0	--	0	--	0	--	10	83.3
Snyder	13	100.0	0	--	0	--	0	--	0	--	0	--	0	--
Union	8	61.5	4	30.8	0	--	0	--	0	--	0	--	1	7.7
Wyoming	4	36.4	2	18.2	5	45.5	0	--	0	--	0	--	0	--
8th Class Counties														
Cameron	0	--	1	100.0	0	--	0	--	0	--	0	--	0	--
Forest	2	15.4	1	7.7	0	--	0	--	4	30.8	0	--	6	46.2
Fulton	9	64.3	1	7.1	0	--	0	--	0	--	0	--	4	28.6
Montour	5	10.6	0	--	0	--	0	--	0	--	0	--	42	89.4
Potter	0	--	0	--	0	--	0	--	0	--	0	--	0	--
Sullivan	0	--	0	--	0	--	0	--	0	--	0	--	0	--

2014 MAGISTERIAL DISTRICT JUDGE STATE TOTALS PRIVATE CRIMINAL COMPLAINTS

Cases Pending 1/1/14	2,117	<u>Age of Pending Cases</u>		
New Cases Filed	5,011	0- 60 Days	594	29.4%
Active Warrant Status Change	438	61-120 Days	275	13.6%
Closed Case Status Change	2	121-180 Days	19	4.5%
Cases Available for Disposition	7,568	181-240 Days	54	2.7%
Cases Disposed and Inactive	5,546	241-300 Days	32	1.6%
		301-360 Days	21	1.0%
		Over 360 Days	954	47.2%
Cases Pending 12/31/14	2,022	Total	2,022	

Disposed By:

Dismissed	1,759 (31.7%)
Waiver of Preliminary Hearing	1,554 (28.0%)
Withdrawn	929 (16.8%)
Held for Court	623 (11.2%)
Pre-Dispositional Warrants	497 (9.0%)
Guilty Plea	114 (2.1%)
Post-Dispositional Other	38 (0.7%)
Uncategorized	32 (0.6%)

MAGISTERIAL DISTRICT JUDGE - 2014 PRIVATE CRIMINAL COMPLAINTS AVAILABLE FOR DISPOSITION

	Cases Pending 1/1/14	New Cases Filed	Active Warrant Status Change	Closed Case Status Change	Cases Available for Disposition	Total Cases Disposed	Cases Pending 12/31/14
2nd Class County							
Allegheny	567	1,045	97	1	1,710	1,153	557
2A Class Counties							
Bucks	9	20	1	0	30	18	12
Delaware	32	57	23	0	112	70	42
Montgomery	40	59	1	0	100	63	37
3rd Class Counties							
Berks	5	33	2	0	40	32	8
Chester	27	60	2	0	89	59	30
Cumberland	29	37	1	0	67	46	21
Dauphin	105	215	23	0	343	292	51
Erie	59	170	10	0	239	190	49
Lackawanna	250	137	25	0	412	172	240
Lancaster	57	220	25	0	302	262	40
Lehigh	27	103	14	0	144	120	24
Luzerne	246	309	36	0	591	373	218
Northampton	36	107	3	0	146	118	28
Westmoreland	133	817	56	0	1,006	781	225
York	7	43	2	1	53	44	9
4th Class Counties							
Beaver	24	43	4	0	71	37	34
Butler	8	55	2	0	65	62	3
Cambria	57	119	23	0	199	169	30
Centre	3	2	0	0	5	4	1
Fayette	29	116	9	0	154	132	22
Franklin	32	96	10	0	138	109	29
Monroe	16	21	18	0	55	35	20
Schuylkill	0	9	1	0	10	9	1
Washington	29	113	2	0	144	108	36
5th Class Counties							
Adams	8	24	3	0	35	32	3
Blair	71	157	16	0	244	180	64
Lawrence	2	21	0	0	23	19	4
Lebanon	2	18	0	0	20	18	2
Lycoming	11	32	0	0	43	36	7
Mercer	5	39	1	0	45	33	12
Northumberland	3	6	0	0	9	6	3

MAGISTERIAL DISTRICT JUDGE - 2014 PRIVATE CRIMINAL COMPLAINTS AVAILABLE FOR DISPOSITION

	Cases Pending 1/1/14	New Cases Filed	Active Warrant Status Change	Closed Case Status Change	Cases Available for Disposition	Total Cases Disposed	Cases Pending 12/31/14
6th Class Counties							
Armstrong	7	14	1	0	22	12	10
Bedford	6	28	1	0	35	34	1
Bradford	10	44	4	0	58	50	8
Carbon	0	7	0	0	7	7	0
Clarion	6	34	0	0	40	36	4
Clearfield	9	70	2	0	81	67	14
Clinton	0	6	0	0	6	1	5
Columbia	8	34	2	0	44	40	4
Crawford	13	36	2	0	51	46	5
Elk	0	6	0	0	6	6	0
Greene	18	29	1	0	48	26	22
Huntingdon	5	23	0	0	28	25	3
Indiana	25	50	3	0	78	72	6
Jefferson	19	69	0	0	88	78	10
McKean	7	40	4	0	51	44	7
Mifflin	8	54	4	0	66	58	8
Perry	2	8	0	0	10	9	1
Pike	0	0	0	0	0	0	0
Somerset	12	78	0	0	90	64	26
Susquehanna	0	2	0	0	2	2	0
Tioga	4	0	0	0	4	1	3
Venango	0	2	0	0	2	0	2
Warren	2	3	0	0	5	2	3
Wayne	14	22	2	0	38	27	11
7th Class Counties							
Juniata	2	20	0	0	22	20	2
Snyder	0	7	1	0	8	7	1
Union	1	8	0	0	9	7	2
Wyoming	5	4	1	0	10	10	0
8th Class Counties							
Cameron	0	0	0	0	0	0	0
Forest	0	2	0	0	2	1	1
Fulton	4	4	0	0	8	8	0
Montour	1	4	0	0	5	4	1
Potter	0	0	0	0	0	0	0
Sullivan	0	0	0	0	0	0	0

MAGISTERIAL DISTRICT JUDGE - 2014 PRIVATE CRIMINAL COMPLAINT DISPOSED AND INACTIVE

	Dismissed	%	Waiver of Preliminary Hearing	%	Withdrawn	%	Held for Court	%	Pre-Dispositional Warrants	%
2nd Class County										
Allegheny	487	42.2	124	10.8	330	28.6	104	9.0	106	9.2
2A Class Counties										
Bucks	4	22.2	6	33.3	2	11.1	4	22.2	2	11.1
Delaware	35	50.0	1	1.4	10	14.3	21	30.0	2	2.9
Montgomery	22	34.9	9	14.3	10	15.9	11	17.5	10	15.9
3rd Class Counties										
Berks	8	25.0	20	62.5	0	--	1	3.1	2	6.3
Chester	32	54.2	5	8.5	10	16.9	0	--	9	15.3
Cumberland	17	37.0	22	47.8	1	2.2	3	6.5	1	2.2
Dauphin	81	27.7	64	21.9	43	14.7	85	29.1	17	5.8
Erie	55	28.9	47	24.7	38	20.0	28	14.7	19	10.0
Lackawanna	92	53.5	27	15.7	31	18.0	3	1.7	11	6.4
Lancaster	49	18.7	91	34.7	25	9.5	14	5.3	40	15.3
Lehigh	29	24.2	24	20.0	8	6.7	23	19.2	34	28.3
Luzerne	130	34.9	82	22.0	38	10.2	79	21.2	37	9.9
Northampton	24	20.3	22	18.6	15	12.7	29	24.6	16	13.6
Westmoreland	111	14.2	379	48.5	152	19.5	1	0.1	113	14.5
York	2	4.5	29	65.9	1	2.3	10	22.7	1	2.3
4th Class Counties										
Beaver	8	21.6	16	43.2	4	10.8	6	16.2	3	8.1
Butler	38	61.3	9	14.5	6	9.7	4	6.5	3	4.8
Cambria	72	42.6	42	24.9	19	11.2	22	13.0	8	4.7
Centre	3	75.0	1	25.0	0	--	0	--	0	--
Fayette	37	28.0	68	51.5	10	7.6	8	6.1	8	6.1
Franklin	39	35.8	40	36.7	12	11.0	12	11.0	4	3.7
Monroe	6	17.1	13	37.1	12	34.3	1	2.9	1	2.9
Schuylkill	1	11.1	7	77.8	0	--	0	--	1	11.1
Washington	33	30.6	13	12.0	24	22.2	29	26.9	7	6.5
5th Class Counties										
Adams	9	28.1	15	46.9	2	6.3	5	15.6	1	3.1
Blair	49	27.2	82	45.6	30	16.7	10	5.6	8	4.4
Lawrence	1	5.3	14	73.7	3	15.8	0	--	0	--
Lebanon	1	5.6	16	88.9	0	--	1	5.6	0	--
Lycoming	10	27.8	20	55.6	1	2.8	5	13.9	0	--
Mercer	13	39.4	4	12.1	3	9.1	11	33.3	2	6.1
Northumberland	1	16.7	4	66.7	1	16.7	0	--	0	--

MAGISTERIAL DISTRICT JUDGE - 2014 PRIVATE CRIMINAL COMPLAINT DISPOSED AND INACTIVE

	Guilty Plea	%	Post-Dispositional Other	%	Uncategorized	%	Total Disposed
2nd Class County							
Allegheny	0	--	0	--	2	0.2	1,153
2A Class Counties							
Bucks	0	--	0	--	0	--	18
Delaware	0	--	1	1.4	0	--	70
Montgomery	1	1.6	0	--	0	--	63
3rd Class Counties							
Berks	0	--	1	3.1	0	--	32
Chester	0	--	0	--	3	5.1	59
Cumberland	2	4.3	0	--	0	--	46
Dauphin	0	--	0	--	2	0.7	292
Erie	1	0.5	0	--	2	1.1	190
Lackawanna	8	4.7	0	--	0	--	172
Lancaster	43	16.4	0	--	0	--	262
Lehigh	2	1.7	0	--	0	--	120
Luzerne	3	0.8	0	--	4	1.1	373
Northampton	0	--	11	9.3	1	0.8	118
Westmoreland	1	0.1	21	2.7	3	0.4	781
York	1	2.3	0	--	0	--	44
4th Class Counties							
Beaver	0	--	0	--	0	--	37
Butler	2	3.2	0	--	0	--	62
Cambria	4	2.4	0	--	2	1.2	169
Centre	0	--	0	--	0	--	4
Fayette	0	--	0	--	1	0.8	132
Franklin	2	1.8	0	--	0	--	109
Monroe	1	2.9	0	--	1	2.9	35
Schuylkill	0	--	0	--	0	--	9
Washington	0	--	0	--	2	1.9	108
5th Class Counties							
Adams	0	--	0	--	0	--	32
Blair	0	--	0	--	1	0.6	180
Lawrence	0	--	0	--	1	5.3	19
Lebanon	0	--	0	--	0	--	18
Lycoming	0	--	0	--	0	--	36
Mercer	0	--	0	--	0	--	33
Northumberland	0	--	0	--	0	--	6

MAGISTERIAL DISTRICT JUDGE - 2014 PRIVATE CRIMINAL COMPLAINT DISPOSED AND INACTIVE

	Dismissed	%	Waiver of Preliminary Hearing	%	Withdrawn	%	Held for Court	%	Pre-Dispositional Warrants	%
6th Class Counties										
Armstrong	6	50.0	4	33.3	0	--	1	8.3	0	--
Bedford	7	20.6	9	26.5	1	2.9	1	2.9	4	11.8
Bradford	36	72.0	2	4.0	5	10.0	0	--	4	8.0
Carbon	3	42.9	4	57.1	0	--	0	--	0	--
Clarion	2	5.6	17	47.2	8	22.2	1	2.8	3	8.3
Clearfield	15	22.4	20	29.9	3	4.5	5	7.5	6	9.0
Clinton	0	--	1	100.0	0	--	0	--	0	--
Columbia	20	50.0	5	12.5	2	5.0	12	30.0	1	2.5
Crawford	9	19.6	23	50.0	5	10.9	6	13.0	1	2.2
Elk	0	--	6	100.0	0	--	0	--	0	--
Greene	15	57.7	0	--	0	--	10	38.5	1	3.8
Huntingdon	6	24.0	15	60.0	3	12.0	1	4.0	0	--
Indiana	18	25.0	28	38.9	8	11.1	16	22.2	1	1.4
Jefferson	19	24.4	40	51.3	4	5.1	11	14.1	0	--
McKean	23	52.3	2	4.5	13	29.5	3	6.8	3	6.8
Mifflin	31	53.4	17	29.3	3	5.2	6	10.3	1	1.7
Perry	0	--	7	77.8	2	22.2	0	--	0	--
Pike	0	--	0	--	0	--	0	--	0	--
Somerset	26	40.6	10	15.6	8	12.5	12	18.8	2	3.1
Susquehanna	0	--	2	100.0	0	--	0	--	0	--
Tioga	1	100.0	0	--	0	--	0	--	0	--
Venango	0	--	0	--	0	--	0	--	0	--
Warren	0	--	2	100.0	0	--	0	--	0	--
Wayne	7	25.9	3	11.1	12	44.4	1	3.7	2	7.4
7th Class Counties										
Juniata	2	10.0	9	45.0	9	45.0	0	--	0	--
Snyder	1	14.3	4	57.1	1	14.3	1	14.3	0	--
Union	1	14.3	4	57.1	0	--	2	28.6	0	--
Wyoming	6	60.0	0	--	1	10.0	3	30.0	0	--
8th Class Counties										
Cameron	0	--	0	--	0	--	0	--	0	--
Forest	1	100.0	0	--	0	--	0	--	0	--
Fulton	3	37.5	4	50.0	0	--	1	12.5	0	--
Montour	2	50.0	0	--	0	--	0	--	2	50.0
Potter	0	--	0	--	0	--	0	--	0	--
Sullivan	0	--	0	--	0	--	0	--	0	--

MAGISTERIAL DISTRICT JUDGE - 2014 PRIVATE CRIMINAL COMPLAINT DISPOSED AND INACTIVE

	Guilty Plea	%	Post-Dispositional Other	%	Uncategorized	%	Total Disposed
6th Class Counties							
Armstrong	0	--	0	--	1	8.3	12
Bedford	11	32.4	0	--	1	2.9	34
Bradford	3	6.0	0	--	0	--	50
Carbon	0	--	0	--	0	--	7
Clarion	5	13.9	0	--	0	--	36
Clearfield	18	26.9	0	--	0	--	67
Clinton	0	--	0	--	0	--	1
Columbia	0	--	0	--	0	--	40
Crawford	0	--	0	--	2	4.3	46
Elk	0	--	0	--	0	--	6
Greene	0	--	0	--	0	--	26
Huntingdon	0	--	0	--	0	--	25
Indiana	0	--	0	--	1	1.4	72
Jefferson	4	5.1	0	--	0	--	78
McKean	0	--	0	--	0	--	44
Mifflin	0	--	0	--	0	--	58
Perry	0	--	0	--	0	--	9
Pike	0	--	0	--	0	--	0
Somerset	0	--	4	6.3	2	3.1	64
Susquehanna	0	--	0	--	0	--	2
Tioga	0	--	0	--	0	--	1
Venango	0	--	0	--	0	--	0
Warren	0	--	0	--	0	--	2
Wayne	2	7.4	0	--	0	--	27
7th Class Counties							
Juniata	0	--	0	--	0	--	20
Snyder	0	--	0	--	0	--	7
Union	0	--	0	--	0	--	7
Wyoming	0	--	0	--	0	--	10
8th Class Counties							
Cameron	0	--	0	--	0	--	0
Forest	0	--	0	--	0	--	1
Fulton	0	--	0	--	0	--	8
Montour	0	--	0	--	0	--	4
Potter	0	--	0	--	0	--	0
Sullivan	0	--	0	--	0	--	0

MAGISTERIAL DISTRICT JUDGE - 2014 AGE OF PENDING PRIVATE CRIMINAL COMPLAINTS

	0-60 Days	%	61-120 Days	%	121-180 Days	%	181-240 Days	%	241-300 Days	%	301-360 Days	%	Over 360 Days	%
2nd Class County														
Allegheny	108	19.4	98	17.6	34	6.1	28	5.0	7	1.3	11	2.0	271	48.7
2A Class Counties														
Bucks	8	66.7	4	33.3	0	--	0	--	0	--	0	--	0	--
Delaware	8	19.0	12	28.6	3	7.1	3	7.1	0	--	4	9.5	12	28.6
Montgomery	11	29.7	4	10.8	2	5.4	0	--	4	10.8	0	--	16	43.2
3rd Class Counties														
Berks	7	87.5	1	12.5	0	--	0	--	0	--	0	--	0	--
Chester	7	23.3	3	10.0	3	10.0	2	6.7	7	23.3	0	--	8	26.7
Cumberland	6	28.6	1	4.8	1	4.8	1	4.8	0	--	0	--	12	57.1
Dauphin	16	31.4	10	19.6	6	11.8	4	7.8	0	--	0	--	15	29.4
Erie	16	32.7	11	22.4	3	6.1	1	2.0	4	8.2	0	--	14	28.6
Lackawanna	13	5.4	6	2.5	2	0.8	1	0.4	0	--	0	--	218	90.8
Lancaster	15	37.5	16	40.0	5	12.5	1	2.5	0	--	0	--	3	7.5
Lehigh	11	45.8	7	29.2	3	12.5	0	--	1	4.2	0	--	2	8.3
Luzerne	19	8.7	18	8.3	6	2.8	2	0.9	1	0.5	2	0.9	170	78.0
Northampton	16	57.1	3	10.7	0	--	1	3.6	0	--	0	--	8	28.6
Westmoreland	155	68.9	25	11.1	11	4.9	5	2.2	1	0.4	1	0.4	27	12.0
York	4	44.4	3	33.3	0	--	0	--	0	--	0	--	2	22.2
4th Class Counties														
Beaver	7	20.6	5	14.7	2	5.9	3	8.8	2	5.9	2	5.9	13	38.2
Butler	2	66.7	0	--	0	--	0	--	0	--	0	--	1	33.3
Cambria	14	46.7	7	23.3	0	--	0	--	0	--	0	--	9	30.0
Centre	0	--	0	--	0	--	0	--	0	--	0	--	1	100.0
Fayette	8	36.4	5	22.7	4	18.2	0	--	0	--	0	--	5	22.7
Franklin	13	44.8	4	13.8	1	3.4	0	--	0	--	0	--	11	37.9
Monroe	9	45.0	0	--	0	--	0	--	1	5.0	0	--	10	50.0
Schuylkill	1	100.0	0	--	0	--	0	--	0	--	0	--	0	--
Washington	21	58.3	2	5.6	0	--	1	2.8	0	--	0	--	12	33.3
5th Class Counties														
Adams	1	33.3	1	33.3	0	--	0	--	0	--	0	--	1	33.3
Blair	16	25.0	7	10.9	1	1.6	1	1.6	0	--	1	1.6	38	59.4
Lawrence	3	75.0	1	25.0	0	--	0	--	0	--	0	--	0	--
Lebanon	2	100.0	0	--	0	--	0	--	0	--	0	--	0	--
Lycoming	2	28.6	0	--	0	--	0	--	0	--	0	--	5	71.4
Mercer	12	100.0	0	--	0	--	0	--	0	--	0	--	0	--
Northumberland	0	--	0	--	0	--	0	--	0	--	0	--	3	100.0

MAGISTERIAL DISTRICT JUDGE - 2014 AGE OF PENDING PRIVATE CRIMINAL COMPLAINTS

	0-60 Days	%	61-120 Days	%	121-180 Days	%	181-240 Days	%	241-300 Days	%	301-360 Days	%	Over 360 Days	%
6th Class Counties														
Armstrong	3	30.0	1	10.0	1	10.0	0	--	0	--	0	--	5	50.0
Bedford	1	100.0	0	--	0	--	0	--	0	--	0	--	0	--
Bradford	0	--	0	--	0	--	0	--	0	--	0	--	8	100.0
Carbon	0	--	0	--	0	--	0	--	0	--	0	--	0	--
Clarion	3	75.0	0	--	0	--	0	--	0	--	0	--	1	25.0
Clearfield	4	28.6	2	14.3	0	--	0	--	0	--	0	--	8	57.1
Clinton	3	60.0	0	--	0	--	0	--	2	40.0	0	--	0	--
Columbia	3	75.0	0	--	0	--	0	--	0	--	0	--	1	25.0
Crawford	4	80.0	0	--	0	--	0	--	0	--	0	--	1	20.0
Elk	0	--	0	--	0	--	0	--	0	--	0	--	0	--
Greene	3	13.6	1	4.5	3	13.6	0	--	1	4.5	0	--	14	63.6
Huntingdon	1	33.3	0	--	0	--	0	--	0	--	0	--	2	66.7
Indiana	4	66.7	1	16.7	1	16.7	0	--	0	--	0	--	0	--
Jefferson	2	20.0	3	30.0	0	--	0	--	0	--	0	--	5	50.0
McKean	3	42.9	2	28.6	0	--	0	--	0	--	0	--	2	28.6
Mifflin	7	87.5	0	--	0	--	0	--	0	--	0	--	1	12.5
Perry	0	--	0	--	0	--	0	--	0	--	0	--	1	100.0
Pike	0	--	0	--	0	--	0	--	0	--	0	--	0	--
Somerset	15	57.7	10	38.5	0	--	0	--	1	3.8	0	--	0	--
Susquehanna	0	--	0	--	0	--	0	--	0	--	0	--	0	--
Tioga	0	--	0	--	0	--	0	--	0	--	0	--	3	100.0
Venango	2	100.0	0	--	0	--	0	--	0	--	0	--	0	--
Warren	1	33.3	0	--	0	--	0	--	0	--	0	--	2	66.7
Wayne	0	--	0	--	0	--	0	--	0	--	0	--	11	100.0
7th Class Counties														
Juniata	1	50.0	0	--	0	--	0	--	0	--	0	--	1	50.0
Snyder	1	100.0	0	--	0	--	0	--	0	--	0	--	0	--
Union	2	100.0	0	--	0	--	0	--	0	--	0	--	0	--
Wyoming	0	--	0	--	0	--	0	--	0	--	0	--	0	--
8th Class Counties														
Cameron	0	--	0	--	0	--	0	--	0	--	0	--	0	--
Forest	0	--	1	100.0	0	--	0	--	0	--	0	--	0	--
Fulton	0	--	0	--	0	--	0	--	0	--	0	--	0	--
Montour	0	--	0	--	0	--	0	--	0	--	0	--	1	100.0
Potter	0	--	0	--	0	--	0	--	0	--	0	--	0	--
Sullivan	0	--	0	--	0	--	0	--	0	--	0	--	0	--

2014 MAGISTERIAL DISTRICT JUDGE STATE TOTALS TRAFFIC

Cases Pending 1/1/14	222,333	<u>Age of Pending Cases</u>	
New Cases Filed	1,508,613	0- 60 Days	106,924 52.0%
Active Warrant Status Change	184,122	61-120 Days	31,759 15.5%
Bankruptcy Status Change	7	121-180 Days	11,134 5.4%
Closed Case Status Change	185	181-240 Days	6,475 3.2%
		241-300 Days	4,404 2.1%
Cases Available for Disposition	1,915,260	301-360 Days	3,074 1.5%
		Over 360 Days	41,768 20.3%
Cases Disposed and Inactive	1,709,722		
		Total	205,538
Cases Pending 12/31/14	205,538		

Disposed By:

Guilty Plea		1,082,602 (63.3%)
Trial		217,461 (12.7%)
Dismissed		163,458 (9.6%)
Pre-Dispositional Warrants		158,183 (9.3%)
Withdrawn		83,108 (4.9%)
Uncategorized		4,852 (0.3%)
Post-Dispositional Other		34 (<0.1%)
Pre-Dispositional Other		24 (<0.1%)

Trial Guilty	148,972	(68.5%)
Trial Not Guilty	68,489	(31.5%)

MAGISTERIAL DISTRICT JUDGE - 2014 TRAFFIC AVAILABLE FOR DISPOSITION

	Cases Pending 1/1/14	New Cases Filed	Active Warrant Status Change	Bankruptcy Status Change	Closed Case Status Change	Cases Available for Disposition	Total Cases Disposed	Cases Pending 12/31/14
2nd Class County								
Allegheny	45,957	135,745	14,711	0	17	196,430	152,067	44,363
2A Class Counties								
Bucks	7,363	77,969	6,918	0	6	92,256	84,588	7,668
Delaware	19,304	86,353	42,903	6	9	148,575	131,704	16,871
Montgomery	24,902	140,439	17,154	0	41	182,536	156,137	26,399
3rd Class Counties								
Berks	9,287	67,239	12,914	1	8	89,449	81,294	8,155
Chester	7,106	76,479	7,927	0	7	91,519	85,954	5,565
Cumberland	2,747	39,032	2,708	0	0	44,487	42,001	2,486
Dauphin	10,717	45,316	8,322	0	8	64,363	57,519	6,844
Erie	10,107	25,301	1,884	0	0	37,292	34,403	2,889
Lackawanna	15,488	18,976	1,811	0	2	36,277	20,473	15,804
Lancaster	8,117	60,949	7,922	0	33	77,021	68,202	8,819
Lehigh	6,386	58,037	9,192	0	5	73,620	67,872	5,748
Luzerne	5,330	38,803	5,414	0	0	49,547	44,209	5,338
Northampton	5,799	36,425	14,452	0	2	56,678	53,366	3,312
Westmoreland	4,730	53,050	2,737	0	3	60,520	54,964	5,556
York	3,643	63,004	3,247	0	3	69,897	66,240	3,657
4th Class Counties								
Beaver	3,197	23,508	1,143	0	2	27,850	24,715	3,135
Butler	1,454	15,539	935	0	1	17,929	16,374	1,555
Cambria	680	17,522	334	0	0	18,536	17,412	1,124
Centre	671	19,387	947	0	6	21,011	20,163	848
Fayette	1,089	13,552	544	0	0	15,185	14,173	1,012
Franklin	1,664	15,310	595	0	3	17,572	15,643	1,929
Monroe	2,848	23,242	2,836	0	1	28,927	26,572	2,355
Schuylkill	1,532	18,908	1,148	0	7	21,595	19,962	1,633
Washington	3,385	26,836	1,741	0	6	31,968	28,860	3,108
5th Class Counties								
Adams	557	10,691	496	0	2	11,746	11,070	676
Blair	500	10,838	470	0	0	11,808	11,131	677
Lawrence	885	9,832	378	0	0	11,095	9,842	1,253
Lebanon	1,352	21,334	1,510	0	0	24,196	22,270	1,926
Lycoming	853	11,356	502	0	0	12,711	11,775	936
Mercer	612	11,823	423	0	0	12,858	12,296	562
Northumberland	828	7,848	692	0	1	9,369	8,554	815

MAGISTERIAL DISTRICT JUDGE - 2014 TRAFFIC AVAILABLE FOR DISPOSITION

	Cases Pending 1/1/14	New Cases Filed	Active Warrant Status Change	Bankruptcy Status Change	Closed Case Status Change	Cases Available for Disposition	Total Cases Disposed	Cases Pending 12/31/14
6th Class Counties								
Armstrong	526	5,477	230	0	1	6,234	5,669	565
Bedford	1,135	17,928	937	0	0	20,000	19,030	970
Bradford	393	5,414	145	0	0	5,952	5,536	416
Carbon	1,005	15,245	620	0	1	16,871	15,866	1,005
Clarion	436	8,222	278	0	1	8,937	8,569	368
Clearfield	492	12,472	320	0	0	13,284	12,839	445
Clinton	343	7,893	630	0	0	8,866	8,588	278
Columbia	757	12,773	1,288	0	0	14,818	14,163	655
Crawford	490	10,804	201	0	0	11,495	10,965	530
Elk	115	3,181	71	0	0	3,367	3,196	171
Greene	425	4,670	284	0	1	5,380	4,943	437
Huntingdon	125	4,607	39	0	0	4,771	4,581	190
Indiana	460	8,908	206	0	0	9,574	9,125	449
Jefferson	269	5,913	201	0	0	6,383	6,050	333
McKean	283	4,382	123	0	2	4,790	4,488	302
Mifflin	214	5,655	78	0	0	5,947	5,753	194
Perry	453	7,198	202	0	2	7,855	7,440	415
Pike	372	6,331	399	0	0	7,102	6,806	296
Somerset	805	14,412	766	0	0	15,983	15,087	896
Susquehanna	445	5,039	340	0	0	5,824	5,347	477
Tioga	285	6,053	144	0	0	6,482	6,180	302
Venango	481	9,362	280	0	0	10,123	9,664	459
Warren	160	4,147	51	0	2	4,360	4,191	169
Wayne	954	4,159	144	0	1	5,258	4,874	384
7th Class Counties								
Juniata	198	3,618	18	0	0	3,834	3,603	231
Snyder	265	6,160	202	0	0	6,627	6,330	297
Union	255	4,948	168	0	0	5,371	5,079	292
Wyoming	266	3,800	26	0	0	4,092	3,935	157
8th Class Counties								
Cameron	36	1,044	11	0	0	1,091	1,051	40
Forest	70	1,411	15	0	0	1,496	1,414	82
Fulton	511	9,741	621	0	1	10,874	10,452	422
Montour	102	2,517	109	0	0	2,728	2,590	138
Potter	84	2,689	26	0	0	2,799	2,698	101
Sullivan	33	1,797	39	0	0	1,869	1,815	54

MAGISTERIAL DISTRICT JUDGE - 2014 TRAFFIC DISPOSED AND INACTIVE

	Guilty Plea	%	Dismissed	%	Pre-Dispositional Warrants	%	Trial Guilty	%	Withdrawn	%
2nd Class County										
Allegheny	72,771	47.9	21,896	14.4	13,078	8.6	26,745	17.6	5,582	3.7
2A Class Counties										
Bucks	50,807	60.1	8,072	9.5	5,106	6.0	12,172	14.4	4,210	5.0
Delaware	45,820	34.8	43,843	33.3	19,326	14.7	10,589	8.0	6,319	4.8
Montgomery	79,531	50.9	20,354	13.0	22,051	14.1	13,684	8.8	13,175	8.4
3rd Class Counties										
Berks	45,977	56.6	9,000	11.1	11,557	14.2	6,773	8.3	1,690	2.1
Chester	61,403	71.4	4,788	5.6	8,262	9.6	4,173	4.9	3,918	4.6
Cumberland	34,317	81.7	1,420	3.4	1,941	4.6	2,491	5.9	1,531	3.6
Dauphin	35,210	61.2	2,534	4.4	12,414	21.6	3,615	6.3	1,799	3.1
Erie	19,236	55.9	2,431	7.1	1,735	5.0	1,782	5.2	8,511	24.7
Lackawanna	11,803	57.7	2,669	13.0	1,952	9.5	2,043	10.0	954	4.7
Lancaster	45,677	67.0	3,150	4.6	8,508	12.5	4,432	6.5	5,845	8.6
Lehigh	41,656	61.4	9,114	13.4	10,955	16.1	3,532	5.2	1,475	2.2
Luzerne	23,433	53.0	3,292	7.4	4,953	11.2	5,036	11.4	2,342	5.3
Northampton	29,881	56.0	11,908	22.3	5,167	9.7	2,521	4.7	2,791	5.2
Westmoreland	37,349	68.0	2,630	4.8	3,309	6.0	6,261	11.4	1,871	3.4
York	53,000	80.0	1,411	2.1	4,357	6.6	4,881	7.4	1,053	1.6
4th Class Counties										
Beaver	13,159	53.2	2,082	8.4	1,119	4.5	4,374	17.7	1,256	5.1
Butler	10,754	65.7	899	5.5	284	1.7	2,914	17.8	578	3.5
Cambria	14,505	83.3	420	2.4	310	1.8	1,110	6.4	543	3.1
Centre	17,213	85.4	525	2.6	804	4.0	936	4.6	374	1.9
Fayette	10,303	72.7	861	6.1	547	3.9	1,414	10.0	481	3.4
Franklin	13,599	86.9	281	1.8	481	3.1	733	4.7	415	2.7
Monroe	19,324	72.7	1,319	5.0	3,212	12.1	1,001	3.8	1,342	5.1
Schuylkill	14,697	73.6	158	0.8	1,642	8.2	1,614	8.1	960	4.8
Washington	16,608	57.5	1,312	4.5	1,712	5.9	5,410	18.7	800	2.8
5th Class Counties										
Adams	9,080	82.0	228	2.1	417	3.8	682	6.2	523	4.7
Blair	9,229	82.9	191	1.7	338	3.0	413	3.7	670	6.0
Lawrence	6,362	64.6	577	5.9	406	4.1	1,063	10.8	471	4.8
Lebanon	18,578	83.4	182	0.8	1,220	5.5	1,230	5.5	743	3.3
Lycoming	9,928	84.3	59	0.5	566	4.8	464	3.9	638	5.4
Mercer	10,025	81.5	221	1.8	506	4.1	661	5.4	673	5.5
Northumberland	6,595	77.1	74	0.9	863	10.1	430	5.0	450	5.3

MAGISTERIAL DISTRICT JUDGE - 2014 TRAFFIC DISPOSED AND INACTIVE

	Trial Not Guilty	%	Uncategorized	%	Post-Dispositional Other	%	Pre-Dispositional Other	%	Total Disposed
2nd Class County									
Allegheny	11,848	7.8	145	0.1	2	<0.1	0	--	152,067
2A Class Counties									
Bucks	4,043	4.8	176	0.2	0	--	2	<0.1	84,588
Delaware	5,410	4.1	379	0.3	2	<0.1	16	<0.1	131,704
Montgomery	6,923	4.4	419	0.3	0	--	0	--	156,137
3rd Class Counties									
Berks	5,333	6.6	945	1.2	19	<0.1	0	--	81,294
Chester	3,053	3.6	356	0.4	1	<0.1	0	--	85,954
Cumberland	231	0.5	65	0.2	0	--	5	<0.1	42,001
Dauphin	1,823	3.2	122	0.2	2	<0.1	0	--	57,519
Erie	672	2.0	35	0.1	0	--	1	<0.1	34,403
Lackawanna	1,023	5.0	28	0.1	1	<0.1	0	--	20,473
Lancaster	512	0.8	77	0.1	1	<0.1	0	--	68,202
Lehigh	1,031	1.5	109	0.2	0	--	0	--	67,872
Luzerne	4,923	11.1	230	0.5	0	--	0	--	44,209
Northampton	1,050	2.0	48	0.1	0	--	0	--	53,366
Westmoreland	3,474	6.3	69	0.1	1	<0.1	0	--	54,964
York	1,226	1.9	311	0.5	1	<0.1	0	--	66,240
4th Class Counties									
Beaver	2,712	11.0	13	0.1	0	--	0	--	24,715
Butler	930	5.7	15	0.1	0	--	0	--	16,374
Cambria	456	2.6	67	0.4	1	<0.1	0	--	17,412
Centre	298	1.5	13	0.1	0	--	0	--	20,163
Fayette	446	3.1	121	0.9	0	--	0	--	14,173
Franklin	93	0.6	41	0.3	0	--	0	--	15,643
Monroe	368	1.4	6	<0.1	0	--	0	--	26,572
Schuylkill	873	4.4	17	0.1	1	<0.1	0	--	19,962
Washington	2,985	10.3	33	0.1	0	--	0	--	28,860
5th Class Counties									
Adams	133	1.2	7	0.1	0	--	0	--	11,070
Blair	207	1.9	83	0.7	0	--	0	--	11,131
Lawrence	945	9.6	18	0.2	0	--	0	--	9,842
Lebanon	295	1.3	22	0.1	0	--	0	--	22,270
Lycoming	109	0.9	11	0.1	0	--	0	--	11,775
Mercer	202	1.6	8	0.1	0	--	0	--	12,296
Northumberland	133	1.6	9	0.1	0	--	0	--	8,554

MAGISTERIAL DISTRICT JUDGE - 2014 TRAFFIC DISPOSED AND INACTIVE

	Guilty Plea	%	Dismissed	%	Pre-Dispositional Warrants	%	Trial Guilty	%	Withdrawn	%
6th Class Counties										
Armstrong	3,662	64.6	218	3.8	197	3.5	938	16.5	262	4.6
Bedford	16,486	86.6	17	0.1	1,005	5.3	584	3.1	795	4.2
Bradford	4,431	80.0	354	6.4	137	2.5	452	8.2	80	1.4
Carbon	12,706	80.1	491	3.1	765	4.8	862	5.4	448	2.8
Clarion	7,047	82.2	444	5.2	256	3.0	412	4.8	305	3.6
Clearfield	11,508	89.6	137	1.1	413	3.2	389	3.0	251	2.0
Clinton	6,943	80.8	289	3.4	646	7.5	129	1.5	481	5.6
Columbia	10,851	76.6	113	0.8	895	6.3	666	4.7	1,430	10.1
Crawford	8,481	77.3	187	1.7	296	2.7	1,153	10.5	285	2.6
Elk	2,677	83.8	9	0.3	88	2.8	199	6.2	148	4.6
Greene	3,128	63.3	304	6.2	270	5.5	903	18.3	112	2.3
Huntingdon	4,247	92.7	30	0.7	55	1.2	152	3.3	45	1.0
Indiana	7,243	79.4	243	2.7	282	3.1	805	8.8	141	1.5
Jefferson	5,355	88.5	110	1.8	141	2.3	176	2.9	213	3.5
McKean	3,435	76.5	436	9.7	142	3.2	293	6.5	107	2.4
Mifflin	5,232	90.9	38	0.7	79	1.4	251	4.4	106	1.8
Perry	6,650	89.4	36	0.5	241	3.2	274	3.7	156	2.1
Pike	5,255	77.2	141	2.1	439	6.5	451	6.6	365	5.4
Somerset	12,575	83.3	43	0.3	565	3.7	914	6.1	689	4.6
Susquehanna	3,440	64.3	174	3.3	286	5.3	730	13.7	197	3.7
Tioga	5,443	88.1	127	2.1	166	2.7	188	3.0	199	3.2
Venango	7,534	78.0	553	5.7	332	3.4	673	7.0	405	4.2
Warren	3,319	79.2	449	10.7	26	0.6	219	5.2	120	2.9
Wayne	3,473	71.3	72	1.5	177	3.6	253	5.2	450	9.2
7th Class Counties										
Juniata	3,312	91.9	29	0.8	68	1.9	139	3.9	40	1.1
Snyder	5,292	83.6	16	0.3	198	3.1	620	9.8	166	2.6
Union	4,585	90.3	55	1.1	158	3.1	99	1.9	129	2.5
Wyoming	3,208	81.5	167	4.2	49	1.2	270	6.9	127	3.2
8th Class Counties										
Cameron	941	89.5	24	2.3	17	1.6	32	3.0	21	2.0
Forest	956	67.6	18	1.3	13	0.9	56	4.0	300	21.2
Fulton	9,081	86.9	18	0.2	546	5.2	308	2.9	344	3.3
Montour	2,274	87.8	4	0.2	92	3.6	93	3.6	106	4.1
Potter	2,357	87.4	130	4.8	28	1.0	68	2.5	80	3.0
Sullivan	1,645	90.6	81	4.5	17	0.9	42	2.3	22	1.2

MAGISTERIAL DISTRICT JUDGE - 2014 TRAFFIC DISPOSED AND INACTIVE

	Trial Not Guilty	%	Uncategorized	%	Post-Dispositional Other	%	Pre-Dispositional Other	%	Total Disposed
6th Class Counties									
Armstrong	385	6.8	7	0.1	0	--	0	--	5,669
Bedford	142	0.7	1	<0.1	0	--	0	--	19,030
Bradford	73	1.3	9	0.2	0	--	0	--	5,536
Carbon	440	2.8	153	1.0	1	<0.1	0	--	15,866
Clarion	103	1.2	2	<0.1	0	--	0	--	8,569
Clearfield	140	1.1	1	<0.1	0	--	0	--	12,839
Clinton	88	1.0	12	0.1	0	--	0	--	8,588
Columbia	208	1.5	0	--	0	--	0	--	14,163
Crawford	557	5.1	6	0.1	0	--	0	--	10,965
Elk	75	2.3	0	--	0	--	0	--	3,196
Greene	201	4.1	24	0.5	1	<0.1	0	--	4,943
Huntingdon	51	1.1	1	<0.1	0	--	0	--	4,581
Indiana	407	4.5	4	<0.1	0	--	0	--	9,125
Jefferson	55	0.9	0	--	0	--	0	--	6,050
McKean	69	1.5	6	0.1	0	--	0	--	4,488
Mifflin	47	0.8	0	--	0	--	0	--	5,753
Perry	81	1.1	2	<0.1	0	--	0	--	7,440
Pike	155	2.3	0	--	0	--	0	--	6,806
Somerset	265	1.8	36	0.2	0	--	0	--	15,087
Susquehanna	520	9.7	0	--	0	--	0	--	5,347
Tioga	54	0.9	3	<0.1	0	--	0	--	6,180
Venango	165	1.7	2	<0.1	0	--	0	--	9,664
Warren	55	1.3	3	0.1	0	--	0	--	4,191
Wayne	38	0.8	411	8.4	0	--	0	--	4,874
7th Class Counties									
Juniata	12	0.3	3	0.1	0	--	0	--	3,603
Snyder	19	0.3	19	0.3	0	--	0	--	6,330
Union	52	1.0	1	<0.1	0	--	0	--	5,079
Wyoming	111	2.8	3	0.1	0	--	0	--	3,935
8th Class Counties									
Cameron	15	1.4	1	0.1	0	--	0	--	1,051
Forest	5	0.4	66	4.7	0	--	0	--	1,414
Fulton	77	0.7	78	0.7	0	--	0	--	10,452
Montour	21	0.8	0	--	0	--	0	--	2,590
Potter	35	1.3	0	--	0	--	0	--	2,698
Sullivan	8	0.4	0	--	0	--	0	--	1,815

MAGISTERIAL DISTRICT JUDGE - 2014 AGE OF PENDING TRAFFIC

	0-60 Days	%	61-120 Days	%	121-180 Days	%	181-240 Days	%	241-300 Days	%	301-360 Days	%	Over 360 Days	%
2nd Class County														
Allegheny	13,578	30.6	6,104	13.8	2,568	5.8	2,130	4.8	1,451	3.3	1,383	3.1	17,149	38.7
2A Class Counties														
Bucks	5,979	78.0	1,283	16.7	272	3.5	73	1.0	17	0.2	2	<0.1	42	0.5
Delaware	8,828	52.3	4,495	26.6	1,392	8.3	659	3.9	272	1.6	156	0.9	1,069	6.3
Montgomery	12,795	48.5	5,130	19.4	2,135	8.1	1,025	3.9	820	3.1	523	2.0	3,971	15.0
3rd Class Counties														
Berks	5,812	71.3	1,013	12.4	409	5.0	173	2.1	126	1.5	84	1.0	538	6.6
Chester	4,170	74.9	803	14.4	234	4.2	89	1.6	19	0.3	4	0.1	246	4.4
Cumberland	2,067	83.1	281	11.3	38	1.5	13	0.5	1	<0.1	7	0.3	79	3.2
Dauphin	3,319	48.5	904	13.2	476	7.0	440	6.4	272	4.0	159	2.3	1,274	18.6
Erie	1,712	59.3	369	12.8	148	5.1	150	5.2	51	1.8	33	1.1	426	14.7
Lackawanna	1,027	6.5	2,468	15.6	175	1.1	116	0.7	523	3.3	96	0.6	11,399	72.1
Lancaster	4,802	54.5	1,570	17.8	746	8.5	379	4.3	236	2.7	169	1.9	917	10.4
Lehigh	4,305	74.9	982	17.1	191	3.3	73	1.3	40	0.7	29	0.5	128	2.2
Luzerne	3,198	59.9	649	12.2	198	3.7	152	2.8	75	1.4	98	1.8	968	18.1
Northampton	2,389	72.1	477	14.4	107	3.2	32	1.0	16	0.5	7	0.2	284	8.6
Westmoreland	3,607	64.9	801	14.4	622	11.2	131	2.4	72	1.3	46	0.8	277	5.0
York	2,990	81.8	535	14.6	65	1.8	16	0.4	12	0.3	12	0.3	27	0.7
4th Class Counties														
Beaver	1,565	49.9	402	12.8	145	4.6	101	3.2	71	2.3	63	2.0	788	25.1
Butler	1,103	70.9	200	12.9	84	5.4	41	2.6	16	1.0	22	1.4	89	5.7
Cambria	1,001	89.1	93	8.3	18	1.6	2	0.2	0	--	2	0.2	8	0.7
Centre	798	94.1	37	4.4	3	0.4	0	--	2	0.2	2	0.2	6	0.7
Fayette	823	81.3	137	13.5	40	4.0	3	0.3	1	0.1	3	0.3	5	0.5
Franklin	1,077	55.8	122	6.3	49	2.5	70	3.6	36	1.9	7	0.4	568	29.4
Monroe	1,675	71.1	331	14.1	79	3.4	39	1.7	30	1.3	4	0.2	197	8.4
Schuylkill	1,198	73.4	255	15.6	90	5.5	37	2.3	8	0.5	7	0.4	38	2.3
Washington	1,898	61.1	390	12.5	162	5.2	143	4.6	83	2.7	33	1.1	399	12.8
5th Class Counties														
Adams	634	93.8	20	3.0	7	1.0	2	0.3	0	--	1	0.1	12	1.8
Blair	582	86.0	56	8.3	12	1.8	13	1.9	8	1.2	1	0.1	5	0.7
Lawrence	729	58.2	161	12.8	104	8.3	84	6.7	41	3.3	16	1.3	118	9.4
Lebanon	1,322	68.6	317	16.5	134	7.0	45	2.3	31	1.6	23	1.2	54	2.8
Lycoming	734	78.4	80	8.5	45	4.8	18	1.9	6	0.6	5	0.5	48	5.1
Mercer	506	90.0	40	7.1	6	1.1	2	0.4	3	0.5	0	--	5	0.9
Northumberland	396	48.6	114	14.0	41	5.0	43	5.3	9	1.1	16	2.0	196	24.0

MAGISTERIAL DISTRICT JUDGE - 2014 AGE OF PENDING TRAFFIC

	0-60 Days	%	61-120 Days	%	121-180 Days	%	181-240 Days	%	241-300 Days	%	301-360 Days	%	Over 360 Days	%
6th Class Counties														
Armstrong	406	71.9	61	10.8	26	4.6	10	1.8	1	0.2	1	0.2	60	10.6
Bedford	730	75.3	140	14.4	21	2.2	22	2.3	10	1.0	4	0.4	43	4.4
Bradford	327	78.6	34	8.2	17	4.1	7	1.7	4	1.0	1	0.2	26	6.3
Carbon	791	78.7	99	9.9	46	4.6	24	2.4	5	0.5	7	0.7	33	3.3
Clarion	319	86.7	38	10.3	4	1.1	0	--	1	0.3	0	--	6	1.6
Clearfield	367	82.5	47	10.6	11	2.5	8	1.8	0	--	1	0.2	11	2.5
Clinton	263	94.6	15	5.4	0	--	0	--	0	--	0	--	0	--
Columbia	590	90.1	38	5.8	13	2.0	9	1.4	0	--	2	0.3	3	0.5
Crawford	497	93.8	18	3.4	1	0.2	8	1.5	0	--	0	--	6	1.1
Elk	162	94.7	8	4.7	0	--	0	--	0	--	0	--	1	0.6
Greene	348	79.6	47	10.8	15	3.4	11	2.5	3	0.7	0	--	13	3.0
Huntingdon	181	95.3	5	2.6	3	1.6	0	--	0	--	0	--	1	0.5
Indiana	410	91.3	33	7.3	0	--	1	0.2	1	0.2	0	--	4	0.9
Jefferson	293	88.0	23	6.9	2	0.6	2	0.6	0	--	2	0.6	11	3.3
McKean	221	73.2	24	7.9	22	7.3	15	5.0	2	0.7	6	2.0	12	4.0
Mifflin	186	95.9	5	2.6	2	1.0	0	--	0	--	0	--	1	0.5
Perry	389	93.7	12	2.9	0	--	1	0.2	0	--	4	1.0	9	2.2
Pike	204	68.9	37	12.5	23	7.8	15	5.1	1	0.3	0	--	16	5.4
Somerset	778	86.8	66	7.4	33	3.7	9	1.0	1	0.1	4	0.4	5	0.6
Susquehanna	341	71.5	71	14.9	32	6.7	8	1.7	14	2.9	5	1.0	6	1.3
Tioga	232	76.8	48	15.9	12	4.0	8	2.6	2	0.7	0	--	0	--
Venango	364	79.3	47	10.2	2	0.4	9	2.0	0	--	0	--	37	8.1
Warren	131	77.5	20	11.8	2	1.2	0	--	1	0.6	3	1.8	12	7.1
Wayne	256	66.7	57	14.8	23	6.0	3	0.8	2	0.5	8	2.1	35	9.1
7th Class Counties														
Juniata	174	75.3	19	8.2	5	2.2	0	--	1	0.4	0	--	32	13.9
Snyder	273	91.9	18	6.1	2	0.7	2	0.7	0	--	0	--	2	0.7
Union	238	81.5	38	13.0	5	1.7	1	0.3	2	0.7	2	0.7	6	2.1
Wyoming	148	94.3	4	2.5	0	--	0	--	0	--	1	0.6	4	2.5
8th Class Counties														
Cameron	30	75.0	6	15.0	3	7.5	0	--	0	--	0	--	1	2.5
Forest	71	86.6	6	7.3	2	2.4	0	--	1	1.2	1	1.2	1	1.2
Fulton	344	81.5	38	9.0	10	2.4	2	0.5	0	--	7	1.7	21	5.0
Montour	89	64.5	15	10.9	2	1.4	6	4.3	4	2.9	2	1.4	20	14.5
Potter	101	100.0	0	--	0	--	0	--	0	--	0	--	0	--
Sullivan	51	94.4	3	5.6	0	--	0	--	0	--	0	--	0	--

2014 MAGISTERIAL DISTRICT JUDGE STATE TOTALS NON-TRAFFIC

Cases Pending 1/1/14	80,932	<u>Age of Pending Cases</u>	
New Cases Filed	319,066	0- 60 Days	30,415 41.1%
Active Warrant Status Change	43,587	61-120 Days	13,794 18.6%
Bankruptcy Status Change	1	121-180 Days	5,467 7.4%
Closed Case Status Change	128	181-240 Days	3,604 4.9%
		241-300 Days	1,979 2.7%
Cases Available for Disposition	443,714	301-360 Days	1,282 1.7%
		Over 360 Days	17,504 23.6%
Cases Disposed and Inactive	369,669		
		Total	74,045
Cases Pending 12/31/14	74,045		

Disposed By:

Guilty Plea		158,528 (42.9%)
Trial		72,848 (19.7%)
Dismissed		56,038 (15.2%)
Pre-Dispositional Warrants		46,493 (12.6%)
Withdrawn		31,607 (8.6%)
Diversionsary Disposition		2,454 (0.7%)
Uncategorized		1,606 (0.4%)
Pre-Dispositional Other		49 (<0.1%)
Post-Dispositional Other		46 (<0.1%)

Trial Guilty	49,328	(67.7%)
Trial Not Guilty	23,520	(32.3%)

MAGISTERIAL DISTRICT JUDGE - 2014 NON-TRAFFIC AVAILABLE FOR DISPOSITION

	Cases Pending 1/1/14	New Cases Filed	Active Warrant Status Change	Bankruptcy Status Change	Closed Case Status Change	Cases Available for Disposition	Total Cases Disposed	Cases Pending 12/31/14
2nd Class County								
Allegheny	17,325	40,448	4,776	1	7	62,557	46,332	16,225
2A Class Counties								
Bucks	1,671	9,799	625	0	6	12,101	10,526	1,575
Delaware	5,656	20,291	6,256	0	6	32,209	27,221	4,988
Montgomery	5,081	19,783	3,537	0	12	28,413	22,844	5,569
3rd Class Counties								
Berks	5,436	19,837	4,501	0	8	29,782	24,702	5,080
Chester	3,024	14,254	1,362	0	1	18,641	16,213	2,428
Cumberland	2,543	5,148	700	0	0	8,391	7,617	774
Dauphin	3,988	9,099	2,863	0	9	15,959	13,476	2,483
Erie	2,268	9,882	860	0	8	13,018	10,651	2,367
Lackawanna	3,116	4,855	796	0	0	8,767	5,729	3,038
Lancaster	2,438	11,963	2,988	0	6	17,395	15,055	2,340
Lehigh	2,242	11,534	1,897	0	5	15,678	13,610	2,068
Luzerne	3,613	10,948	2,840	0	2	17,403	14,237	3,166
Northampton	1,084	6,326	1,351	0	5	8,766	7,893	873
Westmoreland	1,100	6,414	379	0	4	7,897	6,561	1,336
York	1,456	13,656	1,001	0	12	16,125	14,806	1,319
4th Class Counties								
Beaver	1,036	4,149	222	0	0	5,407	4,453	954
Butler	677	4,005	83	0	0	4,765	4,121	644
Cambria	384	3,584	255	0	1	4,224	3,845	379
Centre	386	4,458	178	0	0	5,022	4,466	556
Fayette	839	5,871	480	0	0	7,190	6,322	868
Franklin	2,886	4,123	213	0	0	7,222	4,503	2,719
Monroe	992	3,901	460	0	4	5,357	4,576	781
Schuylkill	962	5,544	605	0	6	7,117	5,877	1,240
Washington	1,493	8,214	723	0	1	10,431	9,078	1,353
5th Class Counties								
Adams	232	1,936	95	0	0	2,263	2,034	229
Blair	617	3,609	258	0	3	4,487	3,839	648
Lawrence	559	2,403	164	0	0	3,126	2,465	661
Lebanon	531	4,248	639	0	0	5,418	4,849	569
Lycoming	442	2,939	191	0	0	3,572	3,215	357
Mercer	416	2,229	147	0	0	2,792	2,503	289
Northumberland	410	3,052	229	0	0	3,691	3,080	611

MAGISTERIAL DISTRICT JUDGE - 2014 NON-TRAFFIC AVAILABLE FOR DISPOSITION

	Cases Pending 1/1/14	New Cases Filed	Active Warrant Status Change	Bankruptcy Status Change	Closed Case Status Change	Cases Available for Disposition	Total Cases Disposed	Cases Pending 12/31/14
6th Class Counties								
Armstrong	570	2,275	171	0	4	3,020	2,358	662
Bedford	164	1,021	22	0	1	1,208	997	211
Bradford	210	1,153	41	0	0	1,404	1,230	174
Carbon	313	2,602	144	0	2	3,061	2,678	383
Clarion	136	1,085	21	0	0	1,242	1,133	109
Clearfield	254	1,742	70	0	0	2,066	1,830	236
Clinton	71	811	44	0	0	926	862	64
Columbia	261	2,615	184	0	0	3,060	2,907	153
Crawford	219	2,066	32	0	0	2,317	2,068	249
Elk	64	563	21	0	0	648	605	43
Greene	130	985	68	0	0	1,183	1,032	151
Huntingdon	94	1,055	74	0	0	1,223	1,134	89
Indiana	403	2,837	115	0	2	3,357	2,955	402
Jefferson	132	1,054	36	0	0	1,222	1,116	106
McKean	193	1,196	53	0	0	1,442	1,297	145
Mifflin	116	1,632	34	0	5	1,787	1,620	167
Perry	883	3,099	218	0	0	4,200	3,816	384
Pike	142	1,257	74	0	0	1,473	1,211	262
Somerset	182	1,839	59	0	0	2,080	1,899	181
Susquehanna	139	639	33	0	0	811	689	122
Tioga	131	755	15	0	0	901	802	99
Venango	295	1,856	54	0	0	2,205	1,882	323
Warren	62	814	8	0	2	886	804	82
Wayne	171	1,062	73	0	5	1,311	1,133	178
7th Class Counties								
Juniata	74	543	7	0	0	624	559	65
Snyder	80	745	35	0	0	860	785	75
Union	233	1,035	124	0	0	1,392	1,239	153
Wyoming	45	589	12	0	1	647	588	59
8th Class Counties								
Cameron	54	223	10	0	0	287	253	34
Forest	30	196	7	0	0	233	213	20
Fulton	67	389	19	0	0	475	394	81
Montour	73	281	5	0	0	359	303	56
Potter	32	401	15	0	0	448	429	19
Sullivan	6	149	15	0	0	170	149	21

MAGISTERIAL DISTRICT JUDGE - 2014 NON-TRAFFIC DISPOSED AND INACTIVE

	Guilty Plea	%	Dismissed	%	Trial Guilty	%	Pre-Dispositional Warrants	%	Withdrawn	%	Trial Not Guilty	%
2nd Class County												
Allegheny	17,332	37.4	10,615	22.9	8,041	17.4	3,933	8.5	2,936	6.3	3,416	7.4
2A Class Counties												
Bucks	4,369	41.5	1,561	14.8	1,727	16.4	830	7.9	1,050	10.0	805	7.6
Delaware	6,625	24.3	6,900	25.3	2,766	10.2	6,803	25.0	2,551	9.4	1,362	5.0
Montgomery	7,568	33.1	4,218	18.5	2,984	13.1	4,260	18.6	2,534	11.1	1,083	4.7
3rd Class Counties												
Berks	8,324	33.7	2,004	8.1	3,174	12.8	4,097	16.6	4,081	16.5	2,791	11.3
Chester	8,340	51.4	2,022	12.5	1,817	11.2	1,409	8.7	1,669	10.3	796	4.9
Cumberland	3,997	52.5	863	11.3	779	10.2	1,167	15.3	462	6.1	125	1.6
Dauphin	5,259	39.0	910	6.8	1,799	13.3	3,867	28.7	639	4.7	794	5.9
Erie	4,417	41.5	1,940	18.2	1,841	17.3	867	8.1	719	6.8	607	5.7
Lackawanna	1,689	29.5	1,769	30.9	640	11.2	712	12.4	446	7.8	401	7.0
Lancaster	6,790	45.1	2,065	13.7	1,573	10.4	2,475	16.4	1,534	10.2	579	3.8
Lehigh	4,819	35.4	2,583	19.0	2,324	17.1	2,050	15.1	1,009	7.4	732	5.4
Luzerne	4,210	29.6	3,298	23.2	1,771	12.4	2,513	17.7	1,110	7.8	1,277	9.0
Northampton	3,136	39.7	1,340	17.0	776	9.8	860	10.9	651	8.2	593	7.5
Westmoreland	2,877	43.9	796	12.1	898	13.7	511	7.8	829	12.6	530	8.1
York	8,492	57.4	993	6.7	2,224	15.0	1,395	9.4	780	5.3	792	5.3
4th Class Counties												
Beaver	1,971	44.3	801	18.0	685	15.4	319	7.2	254	5.7	385	8.6
Butler	2,188	53.1	639	15.5	681	16.5	103	2.5	154	3.7	344	8.3
Cambria	2,490	64.8	479	12.5	358	9.3	143	3.7	192	5.0	163	4.2
Centre	2,329	52.1	1,188	26.6	324	7.3	231	5.2	226	5.1	154	3.4
Fayette	2,837	44.9	1,095	17.3	870	13.8	635	10.0	656	10.4	189	3.0
Franklin	2,643	58.7	634	14.1	635	14.1	201	4.5	194	4.3	131	2.9
Monroe	2,137	46.7	845	18.5	268	5.9	698	15.3	337	7.4	146	3.2
Schuylkill	2,667	45.4	185	3.1	731	12.4	1,077	18.3	528	9.0	628	10.7
Washington	3,214	35.4	1,153	12.7	1,711	18.8	805	8.9	1,061	11.7	1,038	11.4
5th Class Counties												
Adams	1,391	68.4	153	7.5	236	11.6	57	2.8	104	5.1	92	4.5
Blair	1,903	49.6	518	13.5	427	11.1	264	6.9	350	9.1	349	9.1
Lawrence	935	37.9	304	12.3	414	16.8	206	8.4	305	12.4	281	11.4
Lebanon	3,180	65.6	147	3.0	517	10.7	614	12.7	245	5.1	136	2.8
Lycoming	2,056	64.0	88	2.7	297	9.2	253	7.9	345	10.7	171	5.3
Mercer	1,447	57.8	149	6.0	254	10.1	147	5.9	383	15.3	94	3.8
Northumberland	1,470	47.7	54	1.8	434	14.1	547	17.8	425	13.8	93	3.0

MAGISTERIAL DISTRICT JUDGE - 2014 NON-TRAFFIC DISPOSED AND INACTIVE

	Div. Disp.	%	Uncategorized	%	Pre-Dispositional Other	%	Post-Dispositional Other	%	Total Disposed
2nd Class County									
Allegheny	31	0.1	22	<0.1	6	<0.2	0	--	46,332
2A Class Counties									
Bucks	143	1.4	18	0.2	0	--	23	0.2	10,526
Delaware	86	0.3	126	0.5	2	<0.1	0	--	27,221
Montgomery	4	<0.1	192	0.8	1	<0.1	0	--	22,844
3rd Class Counties									
Berks	139	0.6	85	0.3	5	<0.1	2	<0.1	24,702
Chester	0	--	160	1.0	0	--	0	--	16,213
Cumberland	47	0.6	177	2.3	0	--	0	--	7,617
Dauphin	108	0.8	91	0.7	8	0.1	1	<0.1	13,476
Erie	208	2.0	50	0.5	0	--	2	<0.1	10,651
Lackawanna	40	0.7	22	0.4	0	--	10	0.2	5,729
Lancaster	6	<0.1	28	0.2	5	<0.1	0	--	15,055
Lehigh	57	0.4	24	0.2	12	0.1	0	--	13,610
Luzerne	9	0.1	49	0.3	0	--	0	--	14,237
Northampton	517	6.6	20	0.3	0	--	0	--	7,893
Westmoreland	76	1.2	44	0.7	0	--	0	--	6,561
York	128	0.9	2	<0.1	0	--	0	--	14,806
4th Class Counties									
Beaver	36	0.8	2	<0.1	0	--	0	--	4,453
Butler	0	--	12	0.3	0	--	0	--	4,121
Cambria	3	0.1	17	0.4	0	--	0	--	3,845
Centre	7	0.2	7	0.2	0	--	0	--	4,466
Fayette	15	0.2	24	0.4	1	<0.1	0	--	6,322
Franklin	44	1.0	21	0.5	0	--	0	--	4,503
Monroe	128	2.8	16	0.3	0	--	1	<0.1	4,576
Schuylkill	20	0.3	32	0.5	9	0.2	0	--	5,877
Washington	8	0.1	88	1.0	0	--	0	--	9,078
5th Class Counties									
Adams	1	<0.1	0	--	0	--	0	--	2,034
Blair	12	0.3	14	0.4	0	--	2	0.1	3,839
Lawrence	9	0.4	11	0.4	0	--	0	--	2,465
Lebanon	0	--	10	0.2	0	--	0	--	4,849
Lycoming	0	--	3	0.1	0	--	2	0.1	3,215
Mercer	9	0.4	20	0.8	0	--	0	--	2,503
Northumberland	6	0.2	51	1.7	0	--	0	--	3,080

MAGISTERIAL DISTRICT JUDGE - 2014 NON-TRAFFIC DISPOSED AND INACTIVE

	Guilty Plea	%	Dismissed	%	Trial Guilty	%	Pre-Dispositional Warrants	%	Withdrawn	%	Trial Not Guilty	%
6th Class Counties												
Armstrong	1,083	45.9	332	14.1	442	18.7	196	8.3	101	4.3	176	7.5
Bedford	636	63.8	65	6.5	119	11.9	37	3.7	42	4.2	63	6.3
Bradford	771	62.7	174	14.1	129	10.5	61	5.0	32	2.6	44	3.6
Carbon	1,409	52.6	308	11.5	429	16.0	169	6.3	165	6.2	186	6.9
Clarion	778	68.7	61	5.4	132	11.7	48	4.2	68	6.0	43	3.8
Clearfield	1,202	65.7	144	7.9	153	8.4	75	4.1	104	5.7	126	6.9
Clinton	554	64.3	50	5.8	36	4.2	58	6.7	70	8.1	90	10.4
Columbia	1,569	54.0	196	6.7	284	9.8	203	7.0	525	18.1	128	4.4
Crawford	1,398	67.6	89	4.3	244	11.8	61	2.9	133	6.4	134	6.5
Elk	425	70.2	3	0.5	80	13.2	25	4.1	25	4.1	47	7.8
Greene	391	37.9	159	15.4	308	29.8	62	6.0	36	3.5	72	7.0
Huntingdon	818	72.1	49	4.3	122	10.8	78	6.9	25	2.2	36	3.2
Indiana	1,618	54.8	173	5.9	446	15.1	151	5.1	70	2.4	223	7.5
Jefferson	731	65.5	37	3.3	166	14.9	46	4.1	49	4.4	87	7.8
McKean	820	63.2	172	13.3	125	9.6	65	5.0	74	5.7	40	3.1
Mifflin	977	60.3	88	5.4	272	16.8	50	3.1	93	5.7	63	3.9
Perry	2,348	61.5	479	12.6	160	4.2	466	12.2	305	8.0	52	1.4
Pike	640	52.8	154	12.7	191	15.8	82	6.8	94	7.8	49	4.0
Somerset	1,081	56.9	27	1.4	289	15.2	84	4.4	122	6.4	257	13.5
Susquehanna	241	35.0	86	12.5	150	21.8	34	4.9	51	7.4	117	17.0
Tioga	483	60.2	109	13.6	103	12.8	24	3.0	48	6.0	35	4.4
Venango	1,090	57.9	139	7.4	256	13.6	83	4.4	172	9.1	99	5.3
Warren	556	69.2	7	0.9	80	10.0	10	1.2	43	5.3	36	4.5
Wayne	732	64.6	61	5.4	114	10.1	60	5.3	114	10.1	19	1.7
7th Class Counties												
Juniata	363	64.9	75	13.4	77	13.8	12	2.1	19	3.4	7	1.3
Snyder	547	69.7	35	4.5	108	13.8	50	6.4	36	4.6	7	0.9
Union	659	53.2	339	27.4	58	4.7	63	5.1	98	7.9	20	1.6
Wyoming	353	60.0	35	6.0	74	12.6	18	3.1	36	6.1	68	11.6
8th Class Counties												
Cameron	138	54.5	11	4.3	47	18.6	12	4.7	8	3.2	37	14.6
Forest	160	75.1	5	2.3	22	10.3	7	3.3	10	4.7	3	1.4
Fulton	232	58.9	45	11.4	54	13.7	9	2.3	18	4.6	36	9.1
Montour	202	66.7	4	1.3	38	12.5	30	9.9	12	4.0	17	5.6
Potter	314	73.2	5	1.2	34	7.9	11	2.6	43	10.0	18	4.2
Sullivan	107	71.8	13	8.7	10	6.7	4	2.7	7	4.7	8	5.4

MAGISTERIAL DISTRICT JUDGE - 2014 NON-TRAFFIC DISPOSED AND INACTIVE

	Div. Disp.	%	Uncategorized	%	Pre-Dispositional Other	%	Post-Dispositional Other	%	Total Disposed
6th Class Counties									
Armstrong	8	0.3	20	0.8	0	--	0	--	2,358
Bedford	26	2.6	9	0.9	0	--	0	--	997
Bradford	14	1.1	5	0.4	0	--	0	--	1,230
Carbon	9	0.3	3	0.1	0	--	0	--	2,678
Clarion	0	--	3	0.3	0	--	0	--	1,133
Clearfield	22	1.2	2	0.1	0	--	2	0.1	1,830
Clinton	3	0.3	0	--	0	--	1	0.1	862
Columbia	2	0.1	0	--	0	--	0	--	2,907
Crawford	0	--	9	0.4	0	--	0	--	2,068
Elk	0	--	0	--	0	--	0	--	605
Greene	2	0.2	2	0.2	0	--	0	--	1,032
Huntingdon	0	--	6	0.5	0	--	0	--	1,134
Indiana	272	9.2	2	0.1	0	--	0	--	2,955
Jefferson	0	--	0	--	0	--	0	--	1,116
McKean	1	0.1	0	--	0	--	0	--	1,297
Mifflin	75	4.6	2	0.1	0	--	0	--	1,620
Perry	2	0.1	4	0.1	0	--	0	--	3,816
Pike	0	--	1	0.1	0	--	0	--	1,211
Somerset	0	--	39	2.1	0	--	0	--	1,899
Susquehanna	0	--	10	1.5	0	--	0	--	689
Tioga	0	--	0	--	0	--	0	--	802
Venango	36	1.9	7	0.4	0	--	0	--	1,882
Warren	70	8.7	2	0.2	0	--	0	--	804
Wayne	7	0.6	26	2.3	0	--	0	--	1,133
7th Class Counties									
Juniata	0	--	6	1.1	0	--	0	--	559
Snyder	0	--	2	0.3	0	--	0	--	785
Union	0	--	2	0.2	0	--	0	--	1,239
Wyoming	4	0.7	0	--	0	--	0	--	588
8th Class Counties									
Cameron	0	--	0	--	0	--	0	--	253
Forest	2	0.9	4	1.9	0	--	0	--	213
Fulton	0	--	0	--	0	--	0	--	394
Montour	0	--	0	--	0	--	0	--	303
Potter	2	0.5	2	0.5	0	--	0	--	429
Sullivan	0	--	0	--	0	--	0	--	149

MAGISTERIAL DISTRICT JUDGE - 2014 AGE OF PENDING NON-TRAFFIC

	0-60 Days	%	61-120 Days	%	121-180 Days	%	181-240 Days	%	241-300 Days	%	301-360 Days	%	Over 360 Days	%
2nd Class County														
Allegheny	4,486	27.6	2,774	17.1	1,508	9.3	1,031	6.4	587	3.6	299	1.8	5,540	34.1
2A Class Counties														
Bucks	959	60.9	381	24.2	96	6.1	51	3.2	53	3.4	8	0.5	27	1.7
Delaware	2,004	40.2	1,344	26.9	565	11.3	247	5.0	103	2.1	76	1.5	649	13.0
Montgomery	2,099	37.7	1,089	19.6	481	8.6	257	4.6	104	1.9	89	1.6	1,450	26.0
3rd Class Counties														
Berks	2,643	52.0	562	11.1	230	4.5	371	7.3	158	3.1	101	2.0	1,015	20.0
Chester	1,309	53.9	727	29.9	180	7.4	100	4.1	38	1.6	15	0.6	59	2.4
Cumberland	394	50.9	172	22.2	48	6.2	29	3.7	7	0.9	7	0.9	117	15.1
Dauphin	838	33.7	475	19.1	161	6.5	97	3.9	86	3.5	79	3.2	747	30.1
Erie	1,083	45.8	457	19.3	130	5.5	96	4.1	57	2.4	42	1.8	502	21.2
Lackawanna	580	19.1	303	10.0	182	6.0	152	5.0	80	2.6	51	1.7	1,690	55.6
Lancaster	1,047	44.7	593	25.3	201	8.6	95	4.1	77	3.3	60	2.6	267	11.4
Lehigh	1,274	61.6	428	20.7	100	4.8	45	2.2	25	1.2	30	1.5	166	8.0
Luzerne	1,007	31.8	540	17.1	219	6.9	166	5.2	81	2.6	122	3.9	1,031	32.6
Northampton	503	57.6	209	23.9	52	6.0	15	1.7	8	0.9	5	0.6	81	9.3
Westmoreland	532	39.8	253	18.9	155	11.6	97	7.3	60	4.5	18	1.3	221	16.5
York	952	72.2	238	18.0	66	5.0	34	2.6	8	0.6	3	0.2	18	1.4
4th Class Counties														
Beaver	360	37.7	220	23.1	72	7.5	31	3.2	20	2.1	11	1.2	240	25.2
Butler	364	56.5	150	23.3	32	5.0	17	2.6	6	0.9	1	0.2	74	11.5
Cambria	228	60.2	76	20.1	23	6.1	12	3.2	6	1.6	4	1.1	30	7.9
Centre	328	59.0	203	36.5	14	2.5	4	0.7	1	0.2	0	--	6	1.1
Fayette	580	66.8	162	18.7	34	3.9	74	8.5	9	1.0	2	0.2	7	0.8
Franklin	353	13.0	136	5.0	72	2.6	58	2.1	112	4.1	77	2.8	1,911	70.3
Monroe	396	50.7	148	19.0	33	4.2	18	2.3	11	1.4	8	1.0	167	21.4
Schuylkill	685	55.2	301	24.3	117	9.4	46	3.7	21	1.7	10	0.8	60	4.8
Washington	605	44.7	217	16.0	179	13.2	80	5.9	37	2.7	25	1.8	210	15.5
5th Class Counties														
Adams	126	55.0	68	29.7	3	1.3	3	1.3	1	0.4	0	--	28	12.2
Blair	359	55.4	161	24.8	26	4.0	18	2.8	26	4.0	26	4.0	32	4.9
Lawrence	321	48.6	85	12.9	53	8.0	49	7.4	28	4.2	11	1.7	114	17.2
Lebanon	339	59.6	102	17.9	32	5.6	26	4.6	18	3.2	12	2.1	40	7.0
Lycoming	210	58.8	57	16.0	12	3.4	8	2.2	5	1.4	6	1.7	59	16.5
Mercer	155	53.6	71	24.6	22	7.6	9	3.1	6	2.1	1	0.3	25	8.7
Northumberland	295	48.3	137	22.4	44	7.2	10	1.6	11	1.8	23	3.8	91	14.9

MAGISTERIAL DISTRICT JUDGE - 2014 AGE OF PENDING NON-TRAFFIC

	0-60 Days	%	61-120 Days	%	121-180 Days	%	181-240 Days	%	241-300 Days	%	301-360 Days	%	Over 360 Days	%
6th Class Counties														
Armstrong	204	30.8	99	15.0	52	7.9	55	8.3	17	2.6	9	1.4	226	34.1
Bedford	145	68.7	24	11.4	12	5.7	1	0.5	7	3.3	3	1.4	19	9.0
Bradford	116	66.7	21	12.1	10	5.7	6	3.4	2	1.1	2	1.1	17	9.8
Carbon	229	59.8	52	13.6	30	7.8	18	4.7	15	3.9	6	1.6	33	8.6
Clarion	58	53.2	38	34.9	4	3.7	0	--	1	0.9	0	--	8	7.3
Clearfield	137	58.1	33	14.0	3	1.3	5	2.1	1	0.4	0	--	57	24.2
Clinton	42	65.6	19	29.7	0	--	1	1.6	0	--	0	--	2	3.1
Columbia	107	69.9	28	18.3	13	8.5	1	0.7	1	0.7	0	--	3	2.0
Crawford	176	70.7	31	12.4	10	4.0	1	0.4	2	0.8	2	0.8	27	10.8
Elk	28	65.1	2	4.7	0	--	1	2.3	1	2.3	2	4.7	9	20.9
Greene	71	47.0	41	27.2	20	13.2	14	9.3	0	--	0	--	5	3.3
Huntingdon	78	87.6	6	6.7	1	1.1	0	--	0	--	0	--	4	4.5
Indiana	236	58.7	141	35.1	8	2.0	3	0.7	3	0.7	1	0.2	10	2.5
Jefferson	90	84.9	9	8.5	1	0.9	0	--	0	--	0	--	6	5.7
McKean	80	55.2	18	12.4	6	4.1	7	4.8	6	4.1	1	0.7	27	18.6
Mifflin	122	73.1	36	21.6	5	3.0	2	1.2	1	0.6	1	0.6	0	--
Perry	89	23.2	41	10.7	66	17.2	26	6.8	8	2.1	5	1.3	149	38.8
Pike	139	53.1	34	13.0	21	8.0	41	15.6	11	4.2	6	2.3	10	3.8
Somerset	108	59.7	51	28.2	5	2.8	1	0.6	2	1.1	1	0.6	13	7.2
Susquehanna	62	50.8	21	17.2	5	4.1	5	4.1	10	8.2	0	--	19	15.6
Tioga	61	61.6	27	27.3	7	7.1	2	2.0	0	--	1	1.0	1	1.0
Venango	144	44.6	51	15.8	1	0.3	47	14.6	26	8.0	6	1.9	48	14.9
Warren	65	79.3	9	11.0	0	--	2	2.4	0	--	1	1.2	5	6.1
Wayne	91	51.1	34	19.1	11	6.2	2	1.1	1	0.6	2	1.1	37	20.8
7th Class Counties														
Juniata	37	56.9	14	21.5	4	6.2	3	4.6	0	--	1	1.5	6	9.2
Snyder	60	80.0	6	8.0	4	5.3	0	--	0	--	0	--	5	6.7
Union	74	48.4	33	21.6	19	12.4	7	4.6	7	4.6	5	3.3	8	5.2
Wyoming	44	74.6	12	20.3	2	3.4	0	--	1	1.7	0	--	0	--
8th Class Counties														
Cameron	9	26.5	6	17.6	0	--	0	--	0	--	0	--	19	55.9
Forest	11	55.0	4	20.0	0	--	1	5.0	0	--	0	--	4	20.0
Fulton	44	54.3	5	6.2	3	3.7	1	1.2	4	4.9	4	4.9	20	24.7
Montour	7	12.5	8	14.3	2	3.6	4	7.1	2	3.6	1	1.8	32	57.1
Potter	16	84.2	1	5.3	0	--	1	5.3	0	--	0	--	1	5.3
Sullivan	21	100.0	0	--	0	--	0	--	0	--	0	--	0	--

2014 MAGISTERIAL DISTRICT JUDGE STATE TOTALS ARREST WARRANTS

	CRIMINAL	PRIVATE SUMMARY COMPLAINTS	PRIVATE CRIMINAL COMPLAINTS	TRAFFIC	NON-TRAFFIC
<u>Pre-Dispositional Arrest Warrants</u>					
Pending from Prior Period	28,468	64,929	6,955	637,279	259,453
Issued	54,648	13,647	1,343	359,030	99,163
Total Warrants	83,116	78,576	8,298	996,309	358,616
Returned Served	44,305	6,823	749	167,132	44,984
Cancelled	10,284	11,057	728	250,228	56,463
Total Removed from Inventory	54,589	17,880	1,477	417,360	101,447
Pending 0-30 Days	2,299	532	85	20,077	5,587
Pending 31-60 Days	1,228	580	40	14,052	3,779
Pending Over 60 Days	25,000	59,584	6,696	544,820	247,803
Total Pending Warrants at Year End	28,527	60,696	6,821	578,949	257,169
<u>Post-Dispositional Arrest Warrants</u>					
Pending from Prior Period	3,080	58,149	483	429,253	230,832
Issued	583	20,026	32	281,999	112,733
Total Warrants	3,663	78,175	515	711,252	343,565
Served	272	9,986	19	152,973	56,963
Cancelled	457	8,717	39	123,434	50,011
Total Removed from Inventory	729	18,703	58	276,407	106,974
Pending 0-30 Days	6	1,109	1	16,064	5,963
Pending 31-60 Days	9	646	0	9,459	4,195
Pending Over 60 Days	2,919	57,717	456	409,322	226,433
Total Pending Warrants at Year End	2,934	59,472	457	434,845	236,591

MAGISTERIAL DISTRICT JUDGE - 2014 CRIMINAL PRE-DISPOSITIONAL ARREST WARRANTS

	Pending from Prior Period	Issued	Total Warrants	Returned Served	Cancelled	Total Removed from Inventory	Pending:			Total Pending Warrants at Year End
							0-30 Days	31-60 Days	Over 60 Days	
2nd Class County										
Allegheny	2,106	10,865	12,971	8,282	2,349	10,631	407	220	1,713	2,340
2A Class Counties										
Bucks	860	2,038	2,898	1,880	185	2,065	86	61	686	833
Delaware	3,713	2,848	6,561	2,404	643	3,047	137	55	3,322	3,514
Montgomery	2,069	2,794	4,863	2,430	368	2,798	108	62	1,895	2,065
3rd Class Counties										
Berks	1,196	2,451	3,647	2,237	147	2,384	114	54	1,095	1,263
Chester	744	1,819	2,563	1,560	196	1,756	101	40	666	807
Cumberland	322	949	1,271	710	279	989	27	21	234	282
Dauphin	1,823	2,045	3,868	1,823	278	2,101	91	66	1,610	1,767
Erie	486	1,079	1,565	921	172	1,093	51	16	405	472
Lackawanna	1,287	1,135	2,422	907	308	1,215	52	27	1,128	1,207
Lancaster	1,732	1,853	3,585	1,337	659	1,996	85	85	1,419	1,589
Lehigh	1,700	1,417	3,117	1,210	102	1,312	78	50	1,677	1,805
Luzerne	1,561	1,609	3,170	1,309	370	1,679	52	40	1,399	1,491
Northampton	574	1,283	1,857	1,114	243	1,357	64	29	407	500
Westmoreland	581	2,045	2,626	1,661	293	1,954	94	47	531	672
York	1,183	1,769	2,952	965	808	1,773	85	37	1,057	1,179
4th Class Counties										
Beaver	536	1,067	1,603	916	123	1,039	48	34	482	564
Butler	192	682	874	594	85	679	30	21	144	195
Cambria	138	838	976	534	277	811	29	9	127	165
Centre	149	293	442	261	40	301	13	4	124	141
Fayette	224	863	1,087	768	85	853	39	15	180	234
Franklin	294	422	716	324	108	432	18	7	259	284
Monroe	568	878	1,446	645	189	834	42	23	547	612
Schuylkill	371	1,023	1,394	863	116	979	62	36	317	415
Washington	598	1,103	1,701	855	202	1,057	45	23	576	644
5th Class Counties										
Adams	151	179	330	115	70	185	5	3	137	145
Blair	298	1,003	1,301	792	219	1,011	34	16	240	290
Lawrence	190	439	629	420	42	462	15	7	145	167
Lebanon	205	446	651	331	76	407	20	5	219	244
Lycoming	236	609	845	573	41	614	14	10	207	231
Mercer	247	780	1,027	643	112	755	32	16	224	272
Northumberland	155	678	833	511	122	633	28	5	167	200

MAGISTERIAL DISTRICT JUDGE - 2014 CRIMINAL PRE-DISPOSITIONAL ARREST WARRANTS

	Pending from Prior Period	Issued	Total Warrants	Returned Served	Cancelled	Total Removed from Inventory	Pending:			Total Pending Warrants at Year End
							0-30 Days	31-60 Days	Over 60 Days	
6th Class Counties										
Armstrong	111	269	380	230	46	276	7	6	91	104
Bedford	64	200	264	155	42	197	6	8	53	67
Bradford	157	308	465	239	76	315	9	3	138	150
Carbon	137	256	393	248	22	270	15	8	100	123
Clarion	40	205	245	167	52	219	2	1	23	26
Clearfield	217	129	346	81	49	130	6	2	208	216
Clinton	33	246	279	112	131	243	15	2	19	36
Columbia	75	281	356	241	40	281	9	0	66	75
Crawford	48	205	253	173	23	196	10	4	43	57
Elk	43	164	207	129	30	159	4	4	40	48
Greene	37	127	164	122	17	139	3	1	21	25
Huntingdon	50	234	284	219	15	234	12	3	35	50
Indiana	56	263	319	222	48	270	10	5	34	49
Jefferson	46	107	153	86	29	115	2	1	35	38
McKean	116	186	302	151	41	192	11	4	95	110
Mifflin	36	186	222	171	14	185	4	2	31	37
Perry	17	115	132	92	22	114	3	4	11	18
Pike	96	159	255	121	29	150	5	2	98	105
Somerset	48	226	274	206	32	238	5	2	29	36
Susquehanna	83	165	248	118	34	152	7	3	86	96
Tioga	37	130	167	100	30	130	4	3	30	37
Venango	94	183	277	162	30	192	7	2	76	85
Warren	51	123	174	100	21	121	5	2	46	53
Wayne	82	173	255	139	33	172	5	6	72	83
7th Class Counties										
Juniata	14	102	116	99	6	105	0	0	11	11
Snyder	28	125	153	110	9	119	2	0	32	34
Union	26	95	121	82	10	92	6	0	23	29
Wyoming	46	130	176	115	9	124	7	3	42	52
8th Class Counties										
Cameron	7	10	17	7	6	13	0	0	4	4
Forest	2	6	8	3	2	5	1	0	2	3
Fulton	15	38	53	41	7	48	0	2	3	5
Montour	36	81	117	76	5	81	3	0	33	36
Potter	20	97	117	76	16	92	4	1	20	25
Sullivan	11	22	33	17	1	18	4	0	11	15

MAGISTERIAL DISTRICT JUDGE - 2014 CRIMINAL POST-DISPOSITIONAL ARREST WARRANTS

	Pending from Prior Period	Issued	Total Warrants	Returned Served	Cancelled	Total Removed from Inventory	Pending:			Total Pending Warrants at Year End
							0-30 Days	31-60 Days	Over 60 Days	
2nd Class County										
Allegheny	88	176	264	45	132	177	2	8	77	87
2A Class Counties										
Bucks	8	5	13	6	2	8	0	0	5	5
Delaware	93	15	108	12	11	23	0	0	85	85
Montgomery	323	24	347	12	24	36	0	0	311	311
3rd Class Counties										
Berks	31	9	40	6	8	14	0	0	26	26
Chester	546	11	557	4	9	13	0	0	544	544
Cumberland	9	20	29	5	13	18	1	0	10	11
Dauphin	394	16	410	18	21	39	0	0	371	371
Erie	47	11	58	2	12	14	0	0	44	44
Lackawanna	121	10	131	3	20	23	0	0	108	108
Lancaster	193	21	214	10	23	33	0	0	181	181
Lehigh	32	5	37	0	6	6	0	0	31	31
Luzerne	196	17	213	8	17	25	0	0	188	188
Northampton	49	10	59	7	6	13	0	0	46	46
Westmoreland	45	19	64	10	10	20	0	0	44	44
York	325	3	328	1	5	6	0	0	322	322
4th Class Counties										
Beaver	25	19	44	8	16	24	1	0	19	20
Butler	32	10	42	5	8	13	0	0	29	29
Cambria	2	5	7	1	4	5	0	0	2	2
Centre	0	1	1	0	1	1	0	0	0	0
Fayette	9	25	34	14	13	27	2	0	5	7
Franklin	9	3	12	2	4	6	0	0	6	6
Monroe	93	8	101	4	11	15	0	0	86	86
Schuylkill	7	23	30	19	6	25	0	0	5	5
Washington	66	5	71	5	6	11	0	0	60	60
5th Class Counties										
Adams	13	0	13	0	0	0	0	0	13	13
Blair	12	10	22	6	5	11	0	0	11	11
Lawrence	5	3	8	1	3	4	0	0	4	4
Lebanon	0	1	1	1	0	1	0	0	0	0
Lycoming	22	5	27	4	1	5	0	0	22	22
Mercer	25	8	33	5	4	9	0	0	24	24
Northumberland	50	19	69	15	4	19	0	1	49	50

MAGISTERIAL DISTRICT JUDGE - 2014 CRIMINAL POST-DISPOSITIONAL ARREST WARRANTS

	Pending from Prior Period	Issued	Total Warrants	Returned Served	Cancelled	Total Removed from Inventory	Pending:			Total Pending Warrants at Year End
							0-30 Days	31-60 Days	Over 60 Days	
6th Class Counties										
Armstrong	9	4	13	3	3	6	0	0	7	7
Bedford	2	1	3	0	1	1	0	0	2	2
Bradford	1	6	7	0	6	6	0	0	1	1
Carbon	3	0	3	0	0	0	0	0	3	3
Clarion	7	5	12	1	4	5	0	0	7	7
Clearfield	39	4	43	2	4	6	0	0	37	37
Clinton	0	0	0	0	0	0	0	0	0	0
Columbia	2	4	6	4	1	5	0	0	1	1
Crawford	2	5	7	1	4	5	0	0	2	2
Elk	0	5	5	4	1	5	0	0	0	0
Greene	2	0	2	0	0	0	0	0	2	2
Huntingdon	2	1	3	1	0	1	0	0	2	2
Indiana	3	0	3	0	0	0	0	0	3	3
Jefferson	2	0	2	0	1	1	0	0	1	1
McKean	5	0	5	0	1	1	0	0	4	4
Mifflin	0	1	1	1	0	1	0	0	0	0
Perry	0	0	0	0	0	0	0	0	0	0
Pike	13	4	17	2	2	4	0	0	13	13
Somerset	2	4	6	1	3	4	0	0	2	2
Susquehanna	8	3	11	2	0	2	0	0	9	9
Tioga	5	5	10	1	4	5	0	0	5	5
Venango	45	4	49	2	7	9	0	0	40	40
Warren	1	1	2	1	0	1	0	0	1	1
Wayne	31	1	32	0	3	3	0	0	29	29
7th Class Counties										
Juniata	0	1	1	0	1	1	0	0	0	0
Snyder	6	2	8	3	2	5	0	0	3	3
Union	16	1	17	2	1	3	0	0	14	14
Wyoming	0	1	1	0	1	1	0	0	0	0
8th Class Counties										
Cameron	0	0	0	0	0	0	0	0	0	0
Forest	1	3	4	2	2	4	0	0	0	0
Fulton	2	0	2	0	0	0	0	0	2	2
Montour	0	0	0	0	0	0	0	0	0	0
Potter	0	0	0	0	0	0	0	0	0	0
Sullivan	1	0	1	0	0	0	0	0	1	1

MAGISTERIAL DISTRICT JUDGE - 2014 PRIVATE SUMMARY COMPLAINT PRE-DISPOSITIONAL ARREST WARRANTS

	Pending from Prior Period	Issued	Total Warrants	Returned Served	Cancelled	Total Removed from Inventory	Pending:			Total Pending Warrants at Year End
							0-30 Days	31-60 Days	Over 60 Days	
2nd Class County										
Allegheny	9,516	1,900	11,416	714	1,193	1,907	56	60	9,393	9,509
2A Class Counties										
Bucks	138	1	139	2	5	7	0	0	132	132
Delaware	2,177	78	2,255	52	146	198	2	1	2,054	2,057
Montgomery	1,411	29	1,440	7	46	53	4	2	1,381	1,387
3rd Class Counties										
Berks	995	238	1,233	193	146	339	4	3	887	894
Chester	91	55	146	20	66	86	1	1	58	60
Cumberland	2,236	299	2,535	100	742	842	5	4	1,684	1,693
Dauphin	17,110	791	17,901	346	304	650	12	8	17,231	17,251
Erie	1,786	397	2,183	160	239	399	19	29	1,736	1,784
Lackawanna	595	220	815	60	106	166	18	12	619	649
Lancaster	1,016	304	1,320	103	281	384	16	18	902	936
Lehigh	2,884	246	3,130	105	532	637	17	25	2,451	2,493
Luzerne	2,774	256	3,030	106	427	533	9	5	2,483	2,497
Northampton	2,120	174	2,294	126	1,791	1,917	6	6	365	377
Westmoreland	2,594	694	3,288	465	167	632	60	16	2,580	2,656
York	2,907	2,859	5,766	1,563	1,601	3,164	25	15	2,562	2,602
4th Class Counties										
Beaver	757	72	829	42	57	99	6	1	723	730
Butler	639	87	726	33	22	55	5	27	639	671
Cambria	967	168	1,135	110	558	668	4	4	459	467
Centre	46	31	77	15	35	50	1	0	26	27
Fayette	175	281	456	227	81	308	23	7	118	148
Franklin	411	142	553	86	40	126	4	10	413	427
Monroe	1,693	171	1,864	42	162	204	4	1	1,655	1,660
Schuylkill	116	6	122	5	12	17	1	1	103	105
Washington	1,188	313	1,501	106	259	365	13	13	1,110	1,136
5th Class Counties										
Adams	690	281	971	156	249	405	3	1	562	566
Blair	677	520	1,197	354	131	485	35	18	659	712
Lawrence	121	22	143	16	19	35	0	0	108	108
Lebanon	38	28	66	18	11	29	1	0	36	37
Lycoming	879	65	944	15	49	64	4	7	869	880
Mercer	232	173	405	108	32	140	6	8	251	265
Northumberland	316	286	602	145	108	253	17	14	318	349

MAGISTERIAL DISTRICT JUDGE - 2014 PRIVATE SUMMARY COMPLAINT PRE-DISPOSITIONAL ARREST WARRANTS

	Pending from Prior Period	Issued	Total Warrants	Returned Served	Cancelled	Total Removed from Inventory	Pending:			Total Pending Warrants at Year End
							0-30 Days	31-60 Days	Over 60 Days	
6th Class Counties										
Armstrong	169	79	248	68	24	92	1	4	151	156
Bedford	270	41	311	19	20	39	3	2	267	272
Bradford	63	86	149	49	24	73	8	1	67	76
Carbon	10	6	16	5	1	6	0	0	10	10
Clarion	153	66	219	29	68	97	0	3	119	122
Clearfield	622	82	704	60	22	82	2	4	616	622
Clinton	1	2	3	1	2	3	0	0	0	0
Columbia	83	223	306	19	208	227	5	6	68	79
Crawford	403	71	474	49	19	68	0	1	405	406
Elk	20	63	83	32	24	56	4	2	21	27
Greene	290	196	486	149	109	258	4	12	212	228
Huntingdon	17	10	27	6	9	15	2	0	10	12
Indiana	72	131	203	53	69	122	9	10	62	81
Jefferson	65	111	176	89	17	106	1	3	66	70
McKean	306	91	397	46	47	93	8	2	294	304
Mifflin	44	66	110	51	14	65	2	0	43	45
Perry	1,762	746	2,508	247	567	814	83	200	1,411	1,694
Pike	96	10	106	7	13	20	0	0	86	86
Somerset	80	35	115	18	19	37	1	4	73	78
Susquehanna	47	26	73	6	12	18	1	1	53	55
Tioga	9	19	28	2	15	17	3	2	6	11
Venango	131	114	245	97	24	121	5	3	116	124
Warren	64	32	96	22	11	33	1	0	62	63
Wayne	350	46	396	29	19	48	0	2	346	348
7th Class Counties										
Juniata	3	23	26	19	0	19	0	0	7	7
Snyder	68	33	101	23	8	31	6	1	63	70
Union	69	11	80	4	51	55	0	0	25	25
Wyoming	228	15	243	13	9	22	0	0	221	221
8th Class Counties										
Cameron	39	3	42	1	4	5	0	0	37	37
Forest	4	0	4	0	0	0	0	0	4	4
Fulton	16	6	22	2	8	10	0	0	12	12
Montour	75	17	92	8	1	9	2	0	81	83
Potter	1	0	1	0	1	1	0	0	0	0
Sullivan	4	0	4	0	1	1	0	0	3	3

MAGISTERIAL DISTRICT JUDGE - 2014 PRIVATE SUMMARY COMPLAINT POST-DISPOSITIONAL ARREST WARRANTS

	Pending from Prior Period	Issued	Total Warrants	Returned Served	Cancelled	Total Removed from Inventory	Pending:			Total Pending Warrants at Year End
							0-30 Days	31-60 Days	Over 60 Days	
2nd Class County										
Allegheny	13,495	2,746	16,241	1,063	1,167	2,230	122	101	13,788	14,011
2A Class Counties										
Bucks	405	23	428	18	10	28	2	0	398	400
Delaware	4,189	779	4,968	209	342	551	18	5	4,394	4,417
Montgomery	2,085	108	2,193	17	61	78	6	4	2,105	2,115
3rd Class Counties										
Berks	1,914	265	2,179	255	43	298	16	8	1,857	1,881
Chester	71	80	151	46	61	107	5	1	38	44
Cumberland	777	538	1,315	132	514	646	33	29	607	669
Dauphin	4,622	845	5,467	414	369	783	84	18	4,582	4,684
Erie	1,680	523	2,203	230	246	476	48	24	1,655	1,727
Lackawanna	1,592	321	1,913	70	143	213	17	68	1,615	1,700
Lancaster	1,744	431	2,175	198	342	540	21	12	1,602	1,635
Lehigh	1,105	271	1,376	148	124	272	18	7	1,079	1,104
Luzerne	6,340	630	6,970	246	313	559	23	33	6,355	6,411
Northampton	1,733	202	1,935	116	88	204	8	6	1,717	1,731
Westmoreland	2,237	445	2,682	361	80	441	33	12	2,196	2,241
York	2,311	4,223	6,534	1,967	1,838	3,805	337	110	2,282	2,729
4th Class Counties										
Beaver	901	291	1,192	192	119	311	9	5	867	881
Butler	336	120	456	46	48	94	2	3	357	362
Cambria	845	387	1,232	234	274	508	11	8	705	724
Centre	36	73	109	33	51	84	2	0	23	25
Fayette	439	468	907	379	63	442	37	13	415	465
Franklin	172	201	373	151	63	214	6	4	149	159
Monroe	638	121	759	33	81	114	3	2	640	645
Schuylkill	142	10	152	6	8	14	0	0	138	138
Washington	1,905	957	2,862	635	321	956	25	23	1,858	1,906
5th Class Counties										
Adams	396	351	747	213	140	353	19	2	373	394
Blair	368	374	742	230	157	387	17	11	327	355
Lawrence	106	42	148	13	21	34	3	2	109	114
Lebanon	19	51	70	34	17	51	3	1	15	19
Lycoming	455	54	509	8	38	46	2	2	459	463
Mercer	303	474	777	285	123	408	40	28	301	369
Northumberland	348	395	743	167	136	303	7	25	408	440

MAGISTERIAL DISTRICT JUDGE - 2014 PRIVATE SUMMARY COMPLAINT POST-DISPOSITIONAL ARREST WARRANTS

	Pending from Prior Period	Issued	Total Warrants	Returned Served	Cancelled	Total Removed from Inventory	Pending:			Total Pending Warrants at Year End
							0-30 Days	31-60 Days	Over 60 Days	
6th Class Counties										
Armstrong	105	304	409	265	42	307	1	1	100	102
Bedford	154	92	246	60	35	95	0	4	147	151
Bradford	86	165	251	112	51	163	8	4	76	88
Carbon	29	21	50	15	6	21	3	1	25	29
Clarion	167	158	325	55	111	166	10	3	146	159
Clearfield	387	193	580	144	38	182	1	9	388	398
Clinton	0	0	0	0	0	0	0	0	0	0
Columbia	155	272	427	46	247	293	15	8	111	134
Crawford	264	44	308	23	7	30	2	3	273	278
Elk	17	58	75	25	28	53	7	0	15	22
Greene	121	296	417	174	85	259	16	0	142	158
Huntingdon	15	15	30	11	6	17	0	0	13	13
Indiana	61	64	125	45	38	83	3	2	37	42
Jefferson	79	154	233	115	49	164	6	6	57	69
McKean	393	189	582	99	82	181	6	4	391	401
Mifflin	47	64	111	42	23	65	3	4	39	46
Perry	144	168	312	91	80	171	6	8	127	141
Pike	120	26	146	5	17	22	4	0	120	124
Somerset	52	70	122	31	26	57	5	3	57	65
Susquehanna	132	23	155	5	9	14	1	0	140	141
Tioga	134	56	190	7	48	55	2	2	131	135
Venango	520	167	687	139	39	178	5	5	499	509
Warren	94	53	147	21	24	45	0	4	98	102
Wayne	709	110	819	45	45	90	6	0	723	729
7th Class Counties										
Juniata	2	38	40	32	3	35	0	0	5	5
Snyder	173	273	446	184	69	253	15	8	170	193
Union	84	31	115	12	29	41	0	0	74	74
Wyoming	104	64	168	10	54	64	2	0	102	104
8th Class Counties										
Cameron	18	5	23	1	4	5	0	0	18	18
Forest	7	0	7	0	1	1	0	0	6	6
Fulton	15	27	42	3	16	19	3	0	20	23
Montour	40	24	64	19	3	22	2	0	40	42
Potter	8	3	11	1	1	2	0	0	9	9
Sullivan	4	0	4	0	0	0	0	0	4	4

MAGISTERIAL DISTRICT JUDGE - 2014 PRIVATE CRIMINAL COMPLAINT PRE-DISPOSITIONAL ARREST WARRANTS

	Pending from Prior Period	Issued	Total Warrants	Returned Served	Cancelled	Total Removed from Inventory	Pending:			Total Pending Warrants at Year End
							0-30 Days	31-60 Days	Over 60 Days	
2nd Class County										
Allegheny	663	362	1,025	192	238	430	21	10	564	595
2A Class Counties										
Bucks	5	3	8	3	0	3	0	0	5	5
Delaware	879	8	887	11	59	70	0	0	817	817
Montgomery	9	19	28	3	7	10	4	0	14	18
3rd Class Counties										
Berks	9	12	21	10	2	12	0	0	9	9
Chester	19	15	34	4	5	9	1	0	24	25
Cumberland	13	9	22	3	6	9	0	0	13	13
Dauphin	736	39	775	16	29	45	2	3	725	730
Erie	139	42	181	19	26	45	4	2	130	136
Lackawanna	362	23	385	13	26	39	0	0	346	346
Lancaster	352	94	446	47	37	84	5	2	355	362
Lehigh	485	50	535	16	15	31	4	2	498	504
Luzerne	746	65	811	20	53	73	0	5	733	738
Northampton	37	35	72	15	13	28	3	2	39	44
Westmoreland	522	243	765	148	44	192	27	9	537	573
York	127	1	128	0	3	3	0	0	125	125
4th Class Counties										
Beaver	72	7	79	7	1	8	2	0	69	71
Butler	43	10	53	4	5	9	1	0	43	44
Cambria	63	28	91	22	25	47	1	0	43	44
Centre	3	0	3	0	1	1	0	0	2	2
Fayette	46	30	76	31	2	33	0	0	43	43
Franklin	64	10	74	12	5	17	1	0	56	57
Monroe	374	2	376	1	25	26	0	0	350	350
Schuylkill	25	1	26	1	1	2	0	0	24	24
Washington	181	16	197	9	4	13	2	0	182	184
5th Class Counties										
Adams	85	4	89	5	1	6	0	0	83	83
Blair	288	76	364	49	35	84	3	0	277	280
Lawrence	3	1	4	1	0	1	0	0	3	3
Lebanon	1	0	1	0	0	0	0	0	1	1
Lycoming	39	4	43	4	0	4	0	0	39	39
Mercer	11	6	17	3	3	6	0	0	11	11
Northumberland	2	1	3	1	0	1	0	0	2	2

MAGISTERIAL DISTRICT JUDGE - 2014 PRIVATE CRIMINAL COMPLAINT PRE-DISPOSITIONAL ARREST WARRANTS

	Pending from Prior Period	Issued	Total Warrants	Returned Served	Cancelled	Total Removed from Inventory	Pending:			Total Pending Warrants at Year End
							0-30 Days	31-60 Days	Over 60 Days	
6th Class Counties										
Armstrong	8	0	8	0	1	1	0	0	7	7
Bedford	16	17	33	6	9	15	0	0	18	18
Bradford	56	11	67	6	4	10	1	0	56	57
Carbon	0	2	2	2	0	2	0	0	0	0
Clarion	5	9	14	6	2	8	0	0	6	6
Clearfield	186	18	204	9	5	14	0	3	187	190
Clinton	0	2	2	2	0	2	0	0	0	0
Columbia	14	5	19	3	3	6	0	0	13	13
Crawford	12	3	15	2	3	5	0	0	10	10
Elk	0	0	0	0	0	0	0	0	0	0
Greene	11	1	12	0	2	2	0	0	10	10
Huntingdon	0	8	8	8	0	8	0	0	0	0
Indiana	3	3	6	2	3	5	0	0	1	1
Jefferson	7	3	10	4	0	4	0	0	6	6
McKean	57	9	66	5	6	11	2	1	52	55
Mifflin	21	13	34	12	4	16	1	0	17	18
Perry	0	1	1	1	0	1	0	0	0	0
Pike	16	0	16	0	0	0	0	0	16	16
Somerset	6	4	10	0	2	2	0	1	7	8
Susquehanna	0	0	0	0	0	0	0	0	0	0
Tioga	0	0	0	0	0	0	0	0	0	0
Venango	0	0	0	0	0	0	0	0	0	0
Warren	2	0	2	0	0	0	0	0	2	2
Wayne	85	3	88	2	1	3	0	0	85	85
7th Class Counties										
Juniata	3	9	12	7	2	9	0	0	3	3
Snyder	4	1	5	2	0	2	0	0	3	3
Union	18	0	18	0	5	5	0	0	13	13
Wyoming	14	0	14	0	2	2	0	0	12	12
8th Class Counties										
Cameron	2	0	2	0	0	0	0	0	2	2
Forest	0	0	0	0	0	0	0	0	0	0
Fulton	2	0	2	0	0	0	0	0	2	2
Montour	4	5	9	0	3	3	0	0	6	6
Potter	0	0	0	0	0	0	0	0	0	0
Sullivan	0	0	0	0	0	0	0	0	0	0

MAGISTERIAL DISTRICT JUDGE - 2014 PRIVATE CRIMINAL COMPLAINT POST-DISPOSITIONAL ARREST WARRANTS

	Pending from Prior Period	Issued	Total Warrants	Returned Served	Cancelled	Total Removed from Inventory	Pending:			Total Pending Warrants at Year End
							0-30 Days	31-60 Days	Over 60 Days	
2nd Class County										
Allegheny	56	13	69	9	19	28	0	0	41	41
2A Class Counties										
Bucks	0	0	0	0	0	0	0	0	0	0
Delaware	14	0	14	0	0	0	0	0	14	14
Montgomery	10	0	10	0	0	0	0	0	10	10
3rd Class Counties										
Berks	0	0	0	0	0	0	0	0	0	0
Chester	111	0	111	0	0	0	0	0	111	111
Cumberland	2	0	2	0	2	2	0	0	0	0
Dauphin	19	0	19	0	1	1	0	0	18	18
Erie	12	0	12	0	2	2	0	0	10	10
Lackawanna	10	0	10	1	1	2	0	0	8	8
Lancaster	2	3	5	2	0	2	0	0	3	3
Lehigh	3	1	4	0	1	1	0	0	3	3
Luzerne	55	3	58	0	1	1	0	0	57	57
Northampton	3	2	5	1	1	2	1	0	2	3
Westmoreland	48	3	51	4	1	5	0	0	46	46
York	47	2	49	0	2	2	0	0	47	47
4th Class Counties										
Beaver	3	1	4	0	2	2	0	0	2	2
Butler	16	0	16	0	0	0	0	0	16	16
Cambria	0	0	0	0	0	0	0	0	0	0
Centre	0	0	0	0	0	0	0	0	0	0
Fayette	8	1	9	0	1	1	0	0	8	8
Franklin	0	0	0	0	0	0	0	0	0	0
Monroe	6	0	6	0	1	1	0	0	5	5
Schuylkill	1	0	1	0	0	0	0	0	1	1
Washington	27	0	27	0	1	1	0	0	26	26
5th Class Counties										
Adams	6	0	6	0	0	0	0	0	6	6
Blair	0	0	0	0	0	0	0	0	0	0
Lawrence	0	0	0	0	0	0	0	0	0	0
Lebanon	0	0	0	0	0	0	0	0	0	0
Lycoming	0	0	0	0	0	0	0	0	0	0
Mercer	0	0	0	0	0	0	0	0	0	0
Northumberland	0	0	0	0	0	0	0	0	0	0

MAGISTERIAL DISTRICT JUDGE - 2014 PRIVATE CRIMINAL COMPLAINT POST-DISPOSITIONAL ARREST WARRANTS

	Pending from Prior Period	Issued	Total Warrants	Returned Served	Cancelled	Total Removed from Inventory	Pending:			Total Pending Warrants at Year End
							0-30 Days	31-60 Days	Over 60 Days	
6th Class Counties										
Armstrong	0	0	0	0	0	0	0	0	0	0
Bedford	0	0	0	0	0	0	0	0	0	0
Bradford	3	1	4	1	0	1	0	0	3	3
Carbon	0	0	0	0	0	0	0	0	0	0
Clarion	0	0	0	0	0	0	0	0	0	0
Clearfield	5	2	7	1	1	2	0	0	5	5
Clinton	0	0	0	0	0	0	0	0	0	0
Columbia	0	0	0	0	0	0	0	0	0	0
Crawford	0	0	0	0	0	0	0	0	0	0
Elk	0	0	0	0	0	0	0	0	0	0
Greene	5	0	5	0	2	2	0	0	3	3
Huntingdon	0	0	0	0	0	0	0	0	0	0
Indiana	0	0	0	0	0	0	0	0	0	0
Jefferson	0	0	0	0	0	0	0	0	0	0
McKean	0	0	0	0	0	0	0	0	0	0
Mifflin	0	0	0	0	0	0	0	0	0	0
Perry	0	0	0	0	0	0	0	0	0	0
Pike	1	0	1	0	0	0	0	0	1	1
Somerset	0	0	0	0	0	0	0	0	0	0
Susquehanna	0	0	0	0	0	0	0	0	0	0
Tioga	1	0	1	0	0	0	0	0	1	1
Venango	1	0	1	0	0	0	0	0	1	1
Warren	0	0	0	0	0	0	0	0	0	0
Wayne	4	0	4	0	0	0	0	0	4	4
7th Class Counties										
Juniata	0	0	0	0	0	0	0	0	0	0
Snyder	0	0	0	0	0	0	0	0	0	0
Union	0	0	0	0	0	0	0	0	0	0
Wyoming	3	0	3	0	0	0	0	0	3	3
8th Class Counties										
Cameron	0	0	0	0	0	0	0	0	0	0
Forest	0	0	0	0	0	0	0	0	0	0
Fulton	0	0	0	0	0	0	0	0	0	0
Montour	0	0	0	0	0	0	0	0	0	0
Potter	0	0	0	0	0	0	0	0	0	0
Sullivan	1	0	1	0	0	0	0	0	1	1

MAGISTERIAL DISTRICT JUDGE - 2014 TRAFFIC PRE-DISPOSITIONAL ARREST WARRANTS

	Pending from Prior Period	Issued	Total Warrants	Returned Served	Cancelled	Total Removed from Inventory	Pending:			Total Pending Warrants at Year End
							0-30 Days	31-60 Days	Over 60 Days	
2nd Class County										
Allegheny	94,180	30,321	124,501	12,378	20,503	32,881	1,446	1,215	88,959	91,620
2A Class Counties										
Bucks	22,027	14,794	36,821	10,214	7,256	17,470	1,019	432	17,900	19,351
Delaware	118,001	33,834	151,835	17,840	46,648	64,488	1,638	1,032	84,677	87,347
Montgomery	82,053	43,781	125,834	13,027	30,468	43,495	2,866	2,183	77,290	82,339
3rd Class Counties										
Berks	31,809	24,536	56,345	19,484	7,066	26,550	1,682	1,497	26,616	29,795
Chester	18,779	20,160	38,939	12,638	7,742	20,380	1,059	491	17,009	18,559
Cumberland	6,560	6,139	12,699	895	6,131	7,026	302	156	5,215	5,673
Dauphin	66,923	20,317	87,240	7,479	9,063	16,542	683	1,079	68,936	70,698
Erie	7,536	4,154	11,690	1,851	6,061	7,912	244	151	3,383	3,778
Lackawanna	5,924	3,143	9,067	1,031	2,064	3,095	155	293	5,524	5,972
Lancaster	21,716	18,307	40,023	8,539	11,287	19,826	1,131	638	18,428	20,197
Lehigh	25,157	17,486	42,643	5,465	11,535	17,000	1,495	908	23,240	25,643
Luzerne	19,426	9,251	28,677	3,256	6,638	9,894	441	566	17,776	18,783
Northampton	23,396	12,064	35,460	7,916	14,481	22,397	632	564	11,867	13,063
Westmoreland	8,462	6,596	15,058	4,171	2,025	6,196	437	243	8,182	8,862
York	7,471	17,122	24,593	7,619	8,831	16,450	1,110	471	6,562	8,143
4th Class Counties										
Beaver	5,921	2,738	8,659	1,473	1,353	2,826	84	79	5,670	5,833
Butler	2,926	1,051	3,977	677	1,111	1,788	19	36	2,134	2,189
Cambria	866	1,370	2,236	600	867	1,467	40	15	714	769
Centre	8,445	2,799	11,244	696	8,025	8,721	251	168	2,104	2,523
Fayette	1,166	2,576	3,742	2,089	586	2,675	88	44	935	1,067
Franklin	1,360	1,525	2,885	1,143	536	1,679	50	58	1,098	1,206
Monroe	8,688	7,377	16,065	2,311	4,834	7,145	531	153	8,236	8,920
Schuylkill	3,531	3,220	6,751	1,828	1,152	2,980	194	74	3,503	3,771
Washington	7,166	8,347	15,513	5,203	3,413	8,616	377	179	6,341	6,897
5th Class Counties										
Adams	1,171	2,092	3,263	683	1,507	2,190	100	25	948	1,073
Blair	1,071	1,777	2,848	585	1,340	1,925	126	35	762	923
Lawrence	1,425	1,321	2,746	463	852	1,315	49	55	1,327	1,431
Lebanon	2,417	5,851	8,268	3,056	3,184	6,240	167	281	1,580	2,028
Lycoming	2,647	1,463	4,110	285	1,187	1,472	72	63	2,503	2,638
Mercer	969	1,545	2,514	616	866	1,482	61	56	915	1,032
Northumberland	1,634	2,344	3,978	1,079	1,116	2,195	71	51	1,661	1,783

MAGISTERIAL DISTRICT JUDGE - 2014 TRAFFIC PRE-DISPOSITIONAL ARREST WARRANTS

	Pending from Prior Period	Issued	Total Warrants	Returned Served	Cancelled	Total Removed from Inventory	Pending:			Total Pending Warrants at Year End
							0-30 Days	31-60 Days	Over 60 Days	
6th Class Counties										
Armstrong	555	881	1,436	544	446	990	46	25	375	446
Bedford	2,440	3,010	5,450	178	2,813	2,991	143	84	2,232	2,459
Bradford	404	738	1,142	317	459	776	33	12	321	366
Carbon	1,750	1,747	3,497	1,039	649	1,688	85	60	1,664	1,809
Clarion	1,028	747	1,775	167	706	873	37	20	845	902
Clearfield	3,481	1,643	5,124	1,106	458	1,564	44	29	3,487	3,560
Clinton	1,295	2,018	3,313	175	1,893	2,068	117	51	1,077	1,245
Columbia	2,469	2,504	4,973	83	2,847	2,930	153	84	1,806	2,043
Crawford	604	971	1,575	481	416	897	44	10	624	678
Elk	240	392	632	72	314	386	22	8	216	246
Greene	1,234	819	2,053	523	317	840	35	38	1,140	1,213
Huntingdon	127	342	469	103	259	362	10	10	87	107
Indiana	503	1,093	1,596	393	656	1,049	107	27	413	547
Jefferson	677	482	1,159	347	218	565	15	10	569	594
McKean	497	447	944	205	308	513	54	6	371	431
Mifflin	208	529	737	294	240	534	12	9	182	203
Perry	385	850	1,235	582	230	812	65	30	328	423
Pike	1,067	1,798	2,865	133	1,644	1,777	48	22	1,018	1,088
Somerset	1,894	2,405	4,299	1,836	845	2,681	107	53	1,458	1,618
Susquehanna	1,196	440	1,636	20	504	524	6	35	1,071	1,112
Tioga	333	645	978	47	580	627	21	11	319	351
Venango	661	691	1,352	423	434	857	57	18	420	495
Warren	117	182	299	119	93	212	2	2	83	87
Wayne	477	635	1,112	350	256	606	43	26	437	506
7th Class Counties										
Juniata	57	180	237	59	77	136	4	11	86	101
Snyder	356	508	864	258	256	514	24	13	313	350
Union	444	396	840	107	357	464	13	3	360	376
Wyoming	363	326	689	186	161	347	7	5	330	342
8th Class Counties										
Cameron	62	123	185	1	119	120	7	0	58	65
Forest	59	91	150	40	53	93	3	2	52	57
Fulton	929	1,402	2,331	74	1,510	1,584	81	41	625	747
Montour	362	367	729	236	150	386	2	3	338	343
Potter	82	149	231	28	129	157	5	3	66	74
Sullivan	100	78	178	16	103	119	5	0	54	59

MAGISTERIAL DISTRICT JUDGE - 2014 TRAFFIC POST-DISPOSITIONAL ARREST WARRANTS

	Pending from Prior Period	Issued	Total Warrants	Returned Served	Cancelled	Total Removed from Inventory	Pending:			Total Pending Warrants at Year End
							0-30 Days	31-60 Days	Over 60 Days	
2nd Class County										
Allegheny	48,719	26,650	75,369	11,536	17,848	29,384	1,063	779	44,143	45,985
2A Class Counties										
Bucks	27,496	16,125	43,621	12,085	2,974	15,059	1,115	501	26,946	28,562
Delaware	60,226	14,288	74,514	8,859	5,307	14,166	623	364	59,361	60,348
Montgomery	58,709	19,327	78,036	7,768	10,169	17,937	1,293	974	57,832	60,099
3rd Class Counties										
Berks	24,848	16,622	41,470	13,840	924	14,764	1,302	538	24,866	26,706
Chester	5,801	9,769	15,570	6,899	2,648	9,547	661	315	5,047	6,023
Cumberland	2,980	4,849	7,829	1,142	3,632	4,774	330	144	2,581	3,055
Dauphin	18,444	11,917	30,361	5,747	5,136	10,883	614	692	18,172	19,478
Erie	10,223	6,836	17,059	3,076	7,295	10,371	514	222	5,952	6,688
Lackawanna	8,071	3,844	11,915	1,257	2,044	3,301	210	228	8,176	8,614
Lancaster	25,565	20,569	46,134	12,138	9,228	21,366	1,060	675	23,033	24,768
Lehigh	25,528	13,844	39,372	6,046	6,610	12,656	1,020	469	25,227	26,716
Luzerne	17,305	9,215	26,520	4,380	3,358	7,738	537	477	17,768	18,782
Northampton	15,766	7,688	23,454	5,377	1,919	7,296	327	288	15,543	16,158
Westmoreland	6,363	4,861	11,224	3,453	1,009	4,462	250	195	6,317	6,762
York	9,785	16,978	26,763	7,088	9,457	16,545	1,289	420	8,509	10,218
4th Class Counties										
Beaver	4,785	3,739	8,524	2,357	1,146	3,503	106	92	4,823	5,021
Butler	1,891	1,596	3,487	1,096	815	1,911	63	37	1,476	1,576
Cambria	803	2,129	2,932	1,128	1,038	2,166	85	44	637	766
Centre	781	1,659	2,440	602	1,190	1,792	69	36	543	648
Fayette	2,836	5,220	8,056	4,682	643	5,325	166	75	2,490	2,731
Franklin	1,046	2,101	3,147	1,614	482	2,096	62	51	938	1,051
Monroe	6,314	3,264	9,578	1,277	1,960	3,237	258	86	5,997	6,341
Schuylkill	3,060	2,047	5,107	1,176	590	1,766	106	78	3,157	3,341
Washington	7,835	10,892	18,727	7,404	3,386	10,790	488	272	7,177	7,937
5th Class Counties										
Adams	1,184	1,620	2,804	838	760	1,598	59	21	1,126	1,206
Blair	1,214	3,270	4,484	1,400	1,953	3,353	199	105	827	1,131
Lawrence	1,373	1,597	2,970	665	884	1,549	82	53	1,286	1,421
Lebanon	2,075	5,344	7,419	2,728	2,807	5,535	253	170	1,461	1,884
Lycoming	3,839	3,094	6,933	671	2,322	2,993	176	120	3,644	3,940
Mercer	1,182	2,318	3,500	1,103	914	2,017	121	91	1,271	1,483
Northumberland	1,707	2,766	4,473	1,382	1,143	2,525	156	28	1,764	1,948

MAGISTERIAL DISTRICT JUDGE - 2014 TRAFFIC POST-DISPOSITIONAL ARREST WARRANTS

	Pending from Prior Period	Issued	Total Warrants	Returned Served	Cancelled	Total Removed from Inventory	Pending:			Total Pending Warrants at Year End
							0-30 Days	31-60 Days	Over 60 Days	
6th Class Counties										
Armstrong	405	1,060	1,465	679	312	991	69	21	384	474
Bedford	1,873	1,232	3,105	187	783	970	118	37	1,980	2,135
Bradford	374	985	1,359	523	437	960	41	34	324	399
Carbon	1,434	1,601	3,035	1,015	423	1,438	59	35	1,503	1,597
Clarion	1,177	421	1,598	186	271	457	11	7	1,123	1,141
Clearfield	1,595	1,510	3,105	1,086	313	1,399	37	45	1,624	1,706
Clinton	123	388	511	116	332	448	19	9	35	63
Columbia	1,427	1,867	3,294	212	1,522	1,734	135	82	1,343	1,560
Crawford	927	974	1,901	685	207	892	53	27	929	1,009
Elk	207	476	683	75	376	451	26	10	196	232
Greene	1,058	1,315	2,373	896	343	1,239	70	39	1,025	1,134
Huntingdon	167	403	570	241	150	391	16	6	157	179
Indiana	509	920	1,429	393	522	915	68	31	415	514
Jefferson	308	459	767	327	137	464	25	7	271	303
McKean	1,033	1,184	2,217	600	466	1,066	62	35	1,054	1,151
Mifflin	147	438	585	239	163	402	29	19	135	183
Perry	263	848	1,111	625	137	762	40	14	295	349
Pike	1,438	897	2,335	174	676	850	60	25	1,400	1,485
Somerset	375	902	1,277	483	308	791	88	15	383	486
Susquehanna	995	515	1,510	38	361	399	1	38	1,072	1,111
Tioga	491	801	1,292	129	632	761	27	19	485	531
Venango	1,102	1,450	2,552	816	589	1,405	81	47	1,019	1,147
Warren	336	480	816	235	276	511	9	8	288	305
Wayne	968	971	1,939	492	294	786	83	50	1,020	1,153
7th Class Counties										
Juniata	51	149	200	84	37	121	0	10	69	79
Snyder	745	1,411	2,156	897	449	1,346	96	52	662	810
Union	451	504	955	141	256	397	29	14	515	558
Wyoming	375	327	702	183	143	326	10	13	353	376
8th Class Counties										
Cameron	131	174	305	13	146	159	8	10	128	146
Forest	89	101	190	47	40	87	0	0	103	103
Fulton	200	409	609	74	328	402	17	24	166	207
Montour	404	320	724	169	84	253	11	11	449	471
Potter	196	329	525	27	275	302	3	25	195	223
Sullivan	125	140	265	72	55	127	6	0	132	138

MAGISTERIAL DISTRICT JUDGE - 2014 NON-TRAFFIC PRE-DISPOSITIONAL ARREST WARRANTS

	Pending from Prior Period	Issued	Total Warrants	Returned Served	Cancelled	Total Removed from Inventory	Pending:			Total Pending Warrants at Year End
							0-30 Days	31-60 Days	Over 60 Days	
2nd Class County										
Allegheny	33,345	8,401	41,746	3,952	5,723	9,675	267	394	31,410	32,071
2A Class Counties										
Bucks	5,632	2,158	7,790	1,382	645	2,027	133	63	5,567	5,763
Delaware	61,906	10,044	71,950	4,142	6,371	10,513	524	291	60,622	61,437
Montgomery	34,873	7,209	42,082	1,687	5,682	7,369	508	441	33,764	34,713
3rd Class Counties										
Berks	20,674	9,402	30,076	6,662	3,434	10,096	477	415	19,088	19,980
Chester	3,133	3,338	6,471	1,803	1,636	3,439	235	137	2,660	3,032
Cumberland	2,717	2,958	5,675	341	2,195	2,536	73	51	3,015	3,139
Dauphin	24,153	6,420	30,573	3,010	2,523	5,533	296	174	24,570	25,040
Erie	2,620	2,025	4,645	789	1,329	2,118	154	120	2,253	2,527
Lackawanna	2,524	1,179	3,703	315	980	1,295	78	147	2,183	2,408
Lancaster	6,864	5,084	11,948	1,959	4,289	6,248	284	184	5,232	5,700
Lehigh	9,658	3,597	13,255	1,246	2,357	3,603	265	131	9,256	9,652
Luzerne	12,289	4,448	16,737	1,339	3,562	4,901	229	196	11,411	11,836
Northampton	2,656	2,265	4,921	1,189	1,625	2,814	72	75	1,960	2,107
Westmoreland	2,344	1,132	3,476	682	346	1,028	72	25	2,351	2,448
York	5,161	3,892	9,053	1,850	1,795	3,645	235	118	5,055	5,408
4th Class Counties										
Beaver	1,468	737	2,205	408	254	662	22	25	1,496	1,543
Butler	1,474	375	1,849	255	130	385	26	8	1,430	1,464
Cambria	893	525	1,418	283	361	644	16	9	749	774
Centre	412	628	1,040	91	491	582	60	18	380	458
Fayette	1,283	1,649	2,932	1,157	389	1,546	96	55	1,235	1,386
Franklin	799	616	1,415	531	113	644	25	39	707	771
Monroe	3,075	1,315	4,390	364	751	1,115	83	43	3,149	3,275
Schuylkill	2,458	1,806	4,264	854	627	1,481	156	33	2,594	2,783
Washington	3,141	3,961	7,102	2,485	1,499	3,984	188	101	2,829	3,118
5th Class Counties										
Adams	507	320	827	219	156	375	4	1	447	452
Blair	1,174	925	2,099	470	457	927	68	31	1,073	1,172
Lawrence	626	400	1,026	141	222	363	20	33	610	663
Lebanon	1,064	2,707	3,771	1,264	1,504	2,768	96	119	788	1,003
Lycoming	2,539	684	3,223	127	507	634	50	19	2,520	2,589
Mercer	444	423	867	199	231	430	23	4	410	437
Northumberland	1,282	1,240	2,522	451	480	931	89	31	1,471	1,591

MAGISTERIAL DISTRICT JUDGE - 2014 NON-TRAFFIC PRE-DISPOSITIONAL ARREST WARRANTS

	Pending from Prior Period	Issued	Total Warrants	Returned Served	Cancelled	Total Removed from Inventory	Pending:			Total Pending Warrants at Year End
							0-30 Days	31-60 Days	Over 60 Days	
6th Class Counties										
Armstrong	362	659	1,021	372	306	678	45	13	285	343
Bedford	147	119	266	61	54	115	13	1	137	151
Bradford	135	184	319	85	85	170	13	2	134	149
Carbon	487	340	827	194	145	339	13	13	462	488
Clarion	134	128	262	62	72	134	8	1	119	128
Clearfield	617	311	928	246	67	313	11	10	594	615
Clinton	68	213	281	20	184	204	11	9	57	77
Columbia	447	547	994	34	498	532	28	22	412	462
Crawford	196	282	478	186	74	260	6	6	206	218
Elk	54	125	179	41	81	122	3	4	50	57
Greene	197	203	400	130	95	225	9	4	162	175
Huntingdon	225	207	432	117	97	214	19	5	194	218
Indiana	420	529	949	242	267	509	39	30	371	440
Jefferson	91	165	256	126	36	162	9	2	83	94
McKean	344	208	552	87	156	243	5	7	297	309
Mifflin	90	236	326	138	83	221	7	7	91	105
Perry	286	1,134	1,420	460	427	887	336	48	149	533
Pike	358	162	520	28	132	160	16	5	339	360
Somerset	162	219	381	119	88	207	8	11	155	174
Susquehanna	89	62	151	10	59	69	3	3	76	82
Tioga	45	84	129	23	53	76	2	3	48	53
Venango	160	294	454	153	158	311	17	10	116	143
Warren	65	50	115	32	19	51	0	1	63	64
Wayne	354	210	564	98	137	235	13	12	304	329
7th Class Counties										
Juniata	24	66	90	48	16	64	2	3	21	26
Snyder	83	143	226	84	44	128	12	2	84	98
Union	230	157	387	55	184	239	7	5	136	148
Wyoming	112	65	177	32	33	65	3	1	108	112
8th Class Counties										
Cameron	50	34	84	2	33	35	1	4	44	49
Forest	53	15	68	2	15	17	1	1	49	51
Fulton	37	42	79	18	30	48	0	1	30	31
Montour	80	50	130	20	6	26	3	1	100	104
Potter	38	41	79	6	42	48	0	1	30	31
Sullivan	25	16	41	6	23	29	0	0	12	12

MAGISTERIAL DISTRICT JUDGE - 2014 NON-TRAFFIC POST-DISPOSITIONAL ARREST WARRANTS

	Pending from Prior Period	Issued	Total Warrants	Returned Served	Cancelled	Total Removed from Inventory	Pending:			Total Pending Warrants at Year End
							0-30 Days	31-60 Days	Over 60 Days	
2nd Class County										
Allegheny	53,883	18,045	71,928	8,414	11,754	20,168	734	656	50,370	51,760
2A Class Counties										
Bucks	8,051	3,430	11,481	2,288	814	3,102	225	104	8,050	8,379
Delaware	28,967	5,226	34,193	2,508	1,857	4,365	181	176	29,471	29,828
Montgomery	24,637	5,443	30,080	1,544	2,902	4,446	400	256	24,978	25,634
3rd Class Counties										
Berks	9,090	5,521	14,611	4,313	594	4,907	366	279	9,059	9,704
Chester	1,955	3,336	5,291	2,147	1,195	3,342	201	109	1,639	1,949
Cumberland	1,358	2,083	3,441	392	1,588	1,980	90	71	1,300	1,461
Dauphin	9,744	4,357	14,101	2,179	1,632	3,811	204	161	9,925	10,290
Erie	5,649	4,027	9,676	1,833	1,534	3,367	241	181	5,887	6,309
Lackawanna	6,051	2,175	8,226	501	1,240	1,741	135	284	6,066	6,485
Lancaster	11,277	5,725	17,002	2,740	3,129	5,869	357	203	10,573	11,133
Lehigh	7,187	4,178	11,365	1,671	1,214	2,885	291	147	8,042	8,480
Luzerne	14,144	4,324	18,468	1,598	1,913	3,511	177	176	14,604	14,957
Northampton	4,889	1,682	6,571	1,027	605	1,632	70	74	4,795	4,939
Westmoreland	2,692	1,100	3,792	795	251	1,046	53	66	2,627	2,746
York	4,771	5,821	10,592	3,112	2,890	6,002	353	120	4,117	4,590
4th Class Counties										
Beaver	2,763	1,816	4,579	1,145	508	1,653	52	63	2,811	2,926
Butler	1,174	812	1,986	578	247	825	28	18	1,115	1,161
Cambria	807	1,105	1,912	590	602	1,192	53	22	645	720
Centre	226	531	757	153	386	539	32	12	174	218
Fayette	1,504	1,990	3,494	1,825	202	2,027	91	41	1,335	1,467
Franklin	534	781	1,315	587	178	765	44	23	483	550
Monroe	2,232	977	3,209	319	535	854	60	25	2,270	2,355
Schuylkill	2,650	1,203	3,853	653	423	1,076	69	23	2,685	2,777
Washington	5,087	6,203	11,290	4,032	1,917	5,949	321	180	4,840	5,341
5th Class Counties										
Adams	626	620	1,246	401	253	654	27	11	554	592
Blair	1,179	1,831	3,010	893	945	1,838	103	66	1,003	1,172
Lawrence	821	565	1,386	271	281	552	19	18	797	834
Lebanon	1,325	3,415	4,740	1,556	1,899	3,455	137	140	1,008	1,285
Lycoming	3,308	1,442	4,750	282	962	1,244	116	49	3,341	3,506
Mercer	601	783	1,384	388	290	678	71	17	618	706
Northumberland	1,361	1,578	2,939	681	623	1,304	100	45	1,490	1,635

MAGISTERIAL DISTRICT JUDGE - 2014 NON-TRAFFIC POST-DISPOSITIONAL ARREST WARRANTS

	Pending from Prior Period	Issued	Total Warrants	Returned Served	Cancelled	Total Removed from Inventory	Pending:			Total Pending Warrants at Year End
							0-30 Days	31-60 Days	Over 60 Days	
6th Class Counties										
Armstrong	312	543	855	348	188	536	17	15	287	319
Bedford	276	263	539	130	106	236	12	8	283	303
Bradford	212	495	707	266	198	464	33	6	204	243
Carbon	729	692	1,421	488	141	629	30	42	720	792
Clarion	211	215	426	91	154	245	9	4	168	181
Clearfield	806	651	1,457	500	150	650	15	31	761	807
Clinton	32	160	192	64	104	168	4	10	10	24
Columbia	487	734	1,221	130	574	704	50	27	440	517
Crawford	319	289	608	197	48	245	17	7	339	363
Elk	111	163	274	34	144	178	21	1	74	96
Greene	274	451	725	310	132	442	23	15	245	283
Huntingdon	159	213	372	148	58	206	16	3	147	166
Indiana	429	508	937	247	283	530	56	17	334	407
Jefferson	102	187	289	135	62	197	13	7	72	92
McKean	775	646	1,421	338	260	598	30	12	781	823
Mifflin	215	419	634	287	125	412	15	11	196	222
Perry	98	255	353	201	58	259	14	20	60	94
Pike	903	238	1,141	57	171	228	18	10	885	913
Somerset	245	542	787	301	169	470	19	18	280	317
Susquehanna	456	158	614	15	142	157	7	13	437	457
Tioga	315	301	616	57	220	277	15	12	312	339
Venango	712	496	1,208	297	223	520	24	19	645	688
Warren	242	222	464	91	115	206	3	5	250	258
Wayne	717	409	1,126	182	209	391	23	24	688	735
7th Class Counties										
Juniata	21	68	89	47	9	56	0	2	31	33
Snyder	288	546	834	331	185	516	48	17	253	318
Union	167	193	360	61	99	160	4	2	194	200
Wyoming	125	84	209	54	34	88	0	2	119	121
8th Class Counties										
Cameron	67	97	164	23	49	72	12	3	77	92
Forest	53	25	78	17	15	32	0	0	46	46
Fulton	67	82	149	11	70	81	6	3	59	68
Montour	167	112	279	63	28	91	6	8	174	188
Potter	160	132	292	18	115	133	0	5	154	159
Sullivan	37	19	56	8	10	18	2	0	36	38

2014 MAGISTERIAL DISTRICT JUDGE STATE TOTALS

CIVIL

Cases Pending 1/1/14	47,599	<u>Age of Pending Cases</u>		
New Cases Filed	105,664	0- 60 Days	12,895	30.5%
Bankruptcy Status Change	14	61-120 Days	4,129	9.8%
Closed Case Status Change	487	121-180 Days	1,367	3.2%
Cases Available for Disposition	153,764	181-240 Days	877	2.1%
Cases Disposed and Inactive	111,492	241-300 Days	670	1.6%
		301-360 Days	468	1.1%
		Over 360 Days	21,866	51.7%
Cases Pending 12/31/14	42,272	Total	42,272	

Disposed By:

Default Judgment		44,867 (40.2%)
Hearing		25,560 (22.9%)
Dismissed		14,955 (13.4%)
Withdrawn		11,154 (10.0%)
Settled		10,264 (9.2%)
Uncategorized		4,154 (3.7%)
Pre-Dispositional Other		538 (0.5%)

Default Judgment		
Plaintiff	44,315	(98.8%)
Defendant	552	(1.2%)
Hearing		
Plaintiff	20,623	(80.7%)
Defendant	4,937	(19.3%)

MAGISTERIAL DISTRICT JUDGE - 2014 CIVIL AVAILABLE FOR DISPOSITION

	Cases Pending 1/1/14	New Cases	Bankruptcy Status Change	Closed Case Status Change	Cases Available for Disposition	Total Cases Disposed	Cases Pending 12/31/14
2nd Class County							
Allegheny	4,177	11,264	0	62	15,503	11,716	3,787
2A Class Counties							
Bucks	1,403	5,919	0	52	7,374	6,369	1,005
Delaware	2,586	5,136	1	12	7,735	5,466	2,269
Montgomery	4,733	7,746	2	29	12,510	8,688	3,822
3rd Class Counties							
Berks	4,531	3,882	0	20	8,433	4,075	4,358
Chester	1,144	3,585	1	18	4,748	3,951	797
Cumberland	941	2,276	0	3	3,220	2,549	671
Dauphin	2,097	3,715	1	11	5,824	3,808	2,016
Erie	952	2,303	0	7	3,262	2,339	923
Lackawanna	916	2,316	0	9	3,241	2,423	818
Lancaster	1,294	3,387	0	12	4,693	3,875	818
Lehigh	1,152	3,539	3	22	4,716	3,894	822
Luzerne	2,337	4,132	0	6	6,475	4,159	2,316
Northampton	1,484	3,320	0	19	4,823	3,581	1,242
Westmoreland	1,605	2,918	1	10	4,534	3,117	1,417
York	1,510	4,913	0	23	6,446	5,199	1,247
4th Class Counties							
Beaver	988	1,323	0	4	2,315	1,408	907
Butler	596	1,534	0	2	2,132	1,562	570
Cambria	450	1,108	0	2	1,560	1,287	273
Centre	231	843	0	4	1,078	874	204
Fayette	270	1,003	0	5	1,278	1,096	182
Franklin	1,912	1,178	0	2	3,092	1,134	1,958
Monroe	1,207	2,455	1	57	3,720	2,691	1,029
Schuylkill	319	1,515	0	8	1,842	1,514	328
Washington	689	1,815	1	4	2,509	1,940	569
5th Class Counties							
Adams	156	984	0	4	1,144	993	151
Blair	202	1,067	0	4	1,273	1,064	209
Lawrence	207	739	0	1	947	722	225
Lebanon	967	1,335	0	6	2,308	1,359	949
Lycoming	374	1,597	0	5	1,976	1,590	386
Mercer	280	917	0	2	1,199	931	268
Northumberland	362	692	0	1	1,055	700	355

MAGISTERIAL DISTRICT JUDGE - 2014 CIVIL AVAILABLE FOR DISPOSITION

	Cases Pending 1/1/14	New Cases	Bankruptcy Status Change	Closed Case Status Change	Cases Available for Disposition	Total Cases Disposed	Cases Pending 12/31/14
6th Class Counties							
Armstrong	237	557	0	0	794	554	240
Bedford	181	316	0	1	498	321	177
Bradford	132	816	0	4	952	844	108
Carbon	229	987	0	0	1,216	989	227
Clarion	68	300	0	2	370	315	55
Clearfield	854	913	1	9	1,777	889	888
Clinton	44	268	0	0	312	251	61
Columbia	168	882	0	2	1,052	905	147
Crawford	571	704	0	2	1,277	710	567
Elk	180	286	0	0	466	280	186
Greene	66	249	0	1	316	258	58
Huntingdon	45	324	0	1	370	327	43
Indiana	246	636	0	2	884	712	172
Jefferson	139	379	1	1	520	385	135
McKean	75	361	0	0	436	343	93
Mifflin	94	601	0	0	695	596	99
Perry	156	331	0	0	487	343	144
Pike	397	920	1	13	1,331	1,040	291
Somerset	177	825	0	1	1,003	805	198
Susquehanna	42	324	0	0	366	313	53
Tioga	71	404	0	0	475	412	63
Venango	220	590	0	0	810	583	227
Warren	129	537	0	18	684	538	146
Wayne	348	850	0	2	1,200	816	384
7th Class Counties							
Juniata	67	258	0	0	325	244	81
Snyder	155	340	0	0	495	367	128
Union	181	337	0	0	518	331	187
Wyoming	54	295	0	0	349	316	33
8th Class Counties							
Cameron	25	52	0	0	77	53	24
Forest	14	32	0	0	46	25	21
Fulton	26	94	0	1	121	96	25
Montour	108	298	0	0	406	301	105
Potter	23	105	0	1	129	119	10
Sullivan	5	37	0	0	42	37	5

MAGISTERIAL DISTRICT JUDGE - 2014 CIVIL DISPOSED AND INACTIVE

	Default Judgment Plaintiff	%	Hearing for Plaintiff	%	Dismissed	%	Withdrawn	%	Settled	%
2nd Class County										
Allegheny	3,902	33.3	3,046	26.0	1,392	11.9	1,240	10.6	962	8.2
2A Class Counties										
Bucks	2,082	32.7	1,131	17.8	809	12.7	1,022	16.0	523	8.2
Delaware	1,747	32.0	1,194	21.8	1,060	19.4	645	11.8	359	6.6
Montgomery	2,629	30.3	1,943	22.4	1,526	17.6	1,015	11.7	795	9.2
3rd Class Counties										
Berks	1,641	40.3	703	17.3	689	16.9	429	10.5	312	7.7
Chester	1,474	37.3	668	16.9	508	12.9	446	11.3	390	9.9
Cumberland	1,023	40.1	308	12.1	552	21.7	184	7.2	336	13.2
Dauphin	1,592	41.8	684	18.0	553	14.5	253	6.6	446	11.7
Erie	765	32.7	678	29.0	251	10.7	179	7.7	232	9.9
Lackawanna	984	40.6	497	20.5	254	10.5	246	10.2	208	8.6
Lancaster	1,610	41.5	498	12.9	740	19.1	382	9.9	297	7.7
Lehigh	1,438	36.9	677	17.4	725	18.6	325	8.3	299	7.7
Luzerne	1,810	43.5	777	18.7	383	9.2	348	8.4	489	11.8
Northampton	1,375	38.4	524	14.6	538	15.0	363	10.1	419	11.7
Westmoreland	1,158	37.2	710	22.8	338	10.8	325	10.4	277	8.9
York	2,514	48.4	578	11.1	703	13.5	352	6.8	688	13.2
4th Class Counties										
Beaver	383	27.2	520	36.9	145	10.3	174	12.4	62	4.4
Butler	578	37.0	420	26.9	190	12.2	137	8.8	97	6.2
Cambria	514	39.9	263	20.4	249	19.3	91	7.1	67	5.2
Centre	307	35.1	188	21.5	111	12.7	69	7.9	123	14.1
Fayette	454	41.4	209	19.1	149	13.6	124	11.3	63	5.7
Franklin	428	37.7	317	28.0	72	6.3	99	8.7	147	13.0
Monroe	978	36.3	331	12.3	464	17.2	281	10.4	126	4.7
Schuylkill	689	45.5	308	20.3	195	12.9	125	8.3	83	5.5
Washington	787	40.6	357	18.4	310	16.0	202	10.4	146	7.5
5th Class Counties										
Adams	494	49.7	146	14.7	76	7.7	57	5.7	167	16.8
Blair	507	47.7	151	14.2	110	10.3	107	10.1	106	10.0
Lawrence	336	46.5	101	14.0	114	15.8	60	8.3	41	5.7
Lebanon	664	48.9	184	13.5	187	13.8	102	7.5	108	7.9
Lycoming	784	49.3	133	8.4	140	8.8	203	12.8	217	13.6
Mercer	505	54.2	148	15.9	65	7.0	99	10.6	60	6.4
Northumberland	337	48.1	108	15.4	72	10.3	82	11.7	38	5.4

MAGISTERIAL DISTRICT JUDGE - 2014 CIVIL DISPOSED AND INACTIVE

	Hearing for Defendant	%	Uncategorized	%	Default Judgment Defendant	%	Pre-Dispositional Other	%	Total Disposed
2nd Class County									
Allegheny	585	5.0	460	3.9	87	0.7	42	0.4	11,716
2A Class Counties									
Bucks	330	5.2	423	6.6	18	0.3	31	0.5	6,369
Delaware	271	5.0	146	2.7	33	0.6	11	0.2	5,466
Montgomery	369	4.2	347	4.0	19	0.2	45	0.5	8,688
3rd Class Counties									
Berks	135	3.3	125	3.1	14	0.3	27	0.7	4,075
Chester	235	5.9	188	4.8	22	0.6	20	0.5	3,951
Cumberland	89	3.5	46	1.8	3	0.1	8	0.3	2,549
Dauphin	128	3.4	128	3.4	12	0.3	12	0.3	3,808
Erie	136	5.8	57	2.4	29	1.2	12	0.5	2,339
Lackawanna	162	6.7	39	1.6	20	0.8	13	0.5	2,423
Lancaster	214	5.5	106	2.7	2	0.1	26	0.7	3,875
Lehigh	200	5.1	197	5.1	8	0.2	25	0.6	3,894
Luzerne	206	5.0	93	2.2	32	0.8	21	0.5	4,159
Northampton	166	4.6	160	4.5	16	0.4	20	0.6	3,581
Westmoreland	161	5.2	93	3.0	30	1.0	25	0.8	3,117
York	121	2.3	215	4.1	6	0.1	22	0.4	5,199
4th Class Counties									
Beaver	87	6.2	31	2.2	3	0.2	3	0.2	1,408
Butler	91	5.8	35	2.2	3	0.2	11	0.7	1,562
Cambria	51	4.0	32	2.5	10	0.8	10	0.8	1,287
Centre	36	4.1	36	4.1	4	0.5	0	--	874
Fayette	45	4.1	32	2.9	10	0.9	10	0.9	1,096
Franklin	46	4.1	19	1.7	2	0.2	4	0.4	1,134
Monroe	106	3.9	364	13.5	20	0.7	21	0.8	2,691
Schuylkill	62	4.1	44	2.9	4	0.3	4	0.3	1,514
Washington	67	3.5	48	2.5	20	1.0	3	0.2	1,940
5th Class Counties									
Adams	26	2.6	18	1.8	8	0.8	1	0.1	993
Blair	43	4.0	23	2.2	9	0.8	8	0.8	1,064
Lawrence	42	5.8	17	2.4	6	0.8	5	0.7	722
Lebanon	51	3.8	55	4.0	2	0.1	6	0.4	1,359
Lycoming	41	2.6	63	4.0	4	0.3	5	0.3	1,590
Mercer	38	4.1	12	1.3	0	--	4	0.4	931
Northumberland	36	5.1	21	3.0	3	0.4	3	0.4	700

MAGISTERIAL DISTRICT JUDGE - 2014 CIVIL DISPOSED AND INACTIVE

	Default Judgment Plaintiff	%	Hearing for Plaintiff	%	Dismissed	%	Withdrawn	%	Settled	%
6th Class Counties										
Armstrong	191	34.5	168	30.3	32	5.8	82	14.8	37	6.7
Bedford	166	51.7	45	14.0	24	7.5	28	8.7	35	10.9
Bradford	430	50.9	105	12.4	83	9.8	71	8.4	108	12.8
Carbon	549	55.5	137	13.9	46	4.7	73	7.4	127	12.8
Clarion	153	48.6	81	25.7	17	5.4	9	2.9	39	12.4
Clearfield	511	57.5	93	10.5	49	5.5	35	3.9	122	13.7
Clinton	123	49.0	35	13.9	15	6.0	26	10.4	30	12.0
Columbia	480	53.0	84	9.3	118	13.0	110	12.2	77	8.5
Crawford	322	45.4	99	13.9	61	8.6	44	6.2	87	12.3
Elk	183	65.4	36	12.9	8	2.9	14	5.0	24	8.6
Greene	104	40.3	48	18.6	31	12.0	24	9.3	16	6.2
Huntingdon	191	58.4	32	9.8	13	4.0	58	17.7	13	4.0
Indiana	374	52.5	60	8.4	100	14.0	80	11.2	45	6.3
Jefferson	232	60.3	43	11.2	10	2.6	40	10.4	38	9.9
McKean	176	51.3	47	13.7	23	6.7	29	8.5	40	11.7
Mifflin	381	63.9	42	7.0	31	5.2	19	3.2	93	15.6
Perry	197	57.4	31	9.0	7	2.0	59	17.2	26	7.6
Pike	366	35.2	157	15.1	164	15.8	74	7.1	101	9.7
Somerset	416	51.7	123	15.3	83	10.3	51	6.3	74	9.2
Susquehanna	117	37.4	72	23.0	29	9.3	27	8.6	38	12.1
Tioga	217	52.7	51	12.4	17	4.1	51	12.4	56	13.6
Venango	276	47.3	87	14.9	57	9.8	52	8.9	53	9.1
Warren	333	61.9	73	13.6	19	3.5	39	7.2	37	6.9
Wayne	364	44.6	99	12.1	98	12.0	128	15.7	62	7.6
7th Class Counties										
Juniata	137	56.1	24	9.8	15	6.1	18	7.4	38	15.6
Snyder	188	51.2	61	16.6	24	6.5	27	7.4	44	12.0
Union	172	52.0	35	10.6	34	10.3	36	10.9	34	10.3
Wyoming	152	48.1	41	13.0	36	11.4	11	3.5	46	14.6
8th Class Counties										
Cameron	22	41.5	12	22.6	2	3.8	6	11.3	7	13.2
Forest	11	44.0	7	28.0	0	--	3	12.0	2	8.0
Fulton	56	58.3	17	17.7	6	6.3	5	5.2	8	8.3
Montour	150	49.8	60	19.9	27	9.0	40	13.3	10	3.3
Potter	61	51.3	18	15.1	3	2.5	14	11.8	13	10.9
Sullivan	25	67.6	0	--	3	8.1	5	13.5	1	2.7

MAGISTERIAL DISTRICT JUDGE - 2014 CIVIL DISPOSED AND INACTIVE

	Hearing for Defendant	%	Uncategorized	%	Default Judgment Defendant	%	Pre-Dispositional Other	%	Total Disposed
6th Class Counties									
Armstrong	27	4.9	11	2.0	3	0.5	3	0.5	554
Bedford	9	2.8	13	4.0	0	--	1	0.3	321
Bradford	24	2.8	17	2.0	4	0.5	2	0.2	844
Carbon	40	4.0	8	0.8	5	0.5	4	0.4	989
Clarion	12	3.8	4	1.3	0	--	0	--	315
Clearfield	36	4.0	32	3.6	4	0.4	7	0.8	889
Clinton	15	6.0	6	2.4	1	0.4	0	--	251
Columbia	14	1.5	19	2.1	3	0.3	0	--	905
Crawford	44	6.2	40	5.6	5	0.7	8	1.1	710
Elk	12	4.3	1	0.4	2	0.7	0	--	280
Greene	19	7.4	12	4.7	4	1.6	0	--	258
Huntingdon	12	3.7	4	1.2	2	0.6	2	0.6	327
Indiana	33	4.6	12	1.7	3	0.4	5	0.7	712
Jefferson	10	2.6	3	0.8	4	1.0	5	1.3	385
McKean	21	6.1	4	1.2	3	0.9	0	--	343
Mifflin	18	3.0	6	1.0	1	0.2	5	0.8	596
Perry	16	4.7	5	1.5	1	0.3	1	0.3	343
Pike	26	2.5	131	12.6	12	1.2	9	0.9	1,040
Somerset	22	2.7	27	3.4	5	0.6	4	0.5	805
Susquehanna	16	5.1	6	1.9	8	2.6	0	--	313
Tioga	8	1.9	12	2.9	0	--	0	--	412
Venango	35	6.0	12	2.1	5	0.9	6	1.0	583
Warren	15	2.8	16	3.0	0	--	6	1.1	538
Wayne	22	2.7	37	4.5	5	0.6	1	0.1	816
7th Class Counties									
Juniata	0	--	12	4.9	0	--	0	--	244
Snyder	12	3.3	9	2.5	0	--	2	0.5	367
Union	18	5.4	1	0.3	0	--	1	0.3	331
Wyoming	11	3.5	14	4.4	4	1.3	1	0.3	316
8th Class Counties									
Cameron	2	3.8	0	--	2	3.8	0	--	53
Forest	0	--	1	4.0	1	4.0	0	--	25
Fulton	0	--	1	1.0	2	2.1	1	1.0	96
Montour	8	2.7	0	--	2	0.7	4	1.3	301
Potter	4	3.4	4	3.4	0	--	2	1.7	119
Sullivan	0	--	1	2.7	2	5.4	0	--	37

MAGISTERIAL DISTRICT JUDGE - 2014 AGE OF PENDING CIVIL

	0-60 Days	%	61-120 Days	%	121-180 Days	%	181-240 Days	%	241-300 Days	%	301-360 Days	%	Over 360 Days	%
2nd Class County														
Allegheny	1,507	39.8	597	15.8	182	4.8	107	2.8	80	2.1	45	1.2	1,269	33.5
2A Class Counties														
Bucks	652	64.9	174	17.3	22	2.2	14	1.4	12	1.2	7	0.7	124	12.3
Delaware	691	30.5	358	15.8	141	6.2	90	4.0	91	4.0	46	2.0	852	37.5
Montgomery	950	24.9	467	12.2	172	4.5	125	3.3	70	1.8	57	1.5	1,981	51.8
3rd Class Counties														
Berks	448	10.3	187	4.3	67	1.5	39	0.9	62	1.4	35	0.8	3,520	80.8
Chester	401	50.3	156	19.6	51	6.4	19	2.4	7	0.9	9	1.1	154	19.3
Cumberland	361	53.8	84	12.5	21	3.1	18	2.7	6	0.9	15	2.2	166	24.7
Dauphin	424	21.0	149	7.4	53	2.6	44	2.2	31	1.5	32	1.6	1,283	63.6
Erie	265	28.7	66	7.2	21	2.3	21	2.3	12	1.3	7	0.8	531	57.5
Lackawanna	278	34.0	89	10.9	28	3.4	30	3.7	20	2.4	18	2.2	355	43.4
Lancaster	351	42.9	96	11.7	25	3.1	16	2.0	15	1.8	2	0.2	313	38.3
Lehigh	429	52.2	171	20.8	43	5.2	21	2.6	7	0.9	10	1.2	141	17.2
Luzerne	537	23.2	160	6.9	63	2.7	45	1.9	46	2.0	47	2.0	1,418	61.2
Northampton	362	29.1	102	8.2	27	2.2	23	1.9	21	1.7	14	1.1	693	55.8
Westmoreland	349	24.6	101	7.1	30	2.1	24	1.7	16	1.1	15	1.1	882	62.2
York	618	49.6	103	8.3	31	2.5	14	1.1	16	1.3	4	0.3	461	37.0
4th Class Counties														
Beaver	171	18.9	44	4.9	13	1.4	8	0.9	6	0.7	12	1.3	653	72.0
Butler	197	34.6	53	9.3	13	2.3	10	1.8	9	1.6	5	0.9	283	49.6
Cambria	145	53.1	17	6.2	10	3.7	2	0.7	4	1.5	1	0.4	94	34.4
Centre	99	48.5	16	7.8	9	4.4	1	0.5	1	0.5	1	0.5	77	37.7
Fayette	113	62.1	18	9.9	4	2.2	2	1.1	2	1.1	0	--	43	23.6
Franklin	158	8.1	35	1.8	31	1.6	19	1.0	19	1.0	9	0.5	1,687	86.2
Monroe	296	28.8	140	13.6	38	3.7	24	2.3	25	2.4	6	0.6	500	48.6
Schuylkill	186	56.7	50	15.2	23	7.0	16	4.9	9	2.7	6	1.8	38	11.6
Washington	246	43.2	53	9.3	20	3.5	4	0.7	6	1.1	4	0.7	236	41.5
5th Class Counties														
Adams	102	67.5	17	11.3	8	5.3	4	2.6	3	2.0	3	2.0	14	9.3
Blair	129	61.7	17	8.1	3	1.4	4	1.9	2	1.0	1	0.5	53	25.4
Lawrence	142	63.1	22	9.8	9	4.0	14	6.2	3	1.3	3	1.3	32	14.2
Lebanon	144	15.2	22	2.3	10	1.1	5	0.5	3	0.3	3	0.3	762	80.3
Lycoming	246	63.7	52	13.5	9	2.3	0	--	1	0.3	2	0.5	76	19.7
Mercer	118	44.0	21	7.8	4	1.5	3	1.1	3	1.1	3	1.1	116	43.3
Northumberland	83	23.4	22	6.2	16	4.5	18	5.1	12	3.4	4	1.1	200	56.3

MAGISTERIAL DISTRICT JUDGE - 2014 AGE OF PENDING CIVIL

	0-60 Days	%	61-120 Days	%	121-180 Days	%	181-240 Days	%	241-300 Days	%	301-360 Days	%	Over 360 Days	%
6th Class Counties														
Armstrong	62	25.8	16	6.7	11	4.6	6	2.5	1	0.4	3	1.3	141	58.8
Bedford	21	11.9	14	7.9	1	0.6	3	1.7	1	0.6	0	--	137	77.4
Bradford	52	48.1	26	24.1	2	1.9	3	2.8	1	0.9	1	0.9	23	21.3
Carbon	77	33.9	35	15.4	33	14.5	18	7.9	2	0.9	4	1.8	58	25.6
Clarion	26	47.3	12	21.8	2	3.6	0	--	1	1.8	0	--	14	25.5
Clearfield	103	11.6	14	1.6	26	2.9	14	1.6	10	1.1	7	0.8	714	80.4
Clinton	48	78.7	4	6.6	1	1.6	0	--	0	--	0	--	8	13.1
Columbia	111	75.5	21	14.3	3	2.0	1	0.7	1	0.7	3	2.0	7	4.8
Crawford	69	12.2	11	1.9	3	0.5	0	--	1	0.2	5	0.9	478	84.3
Elk	33	17.7	9	4.8	2	1.1	2	1.1	2	1.1	2	1.1	136	73.1
Greene	42	72.4	4	6.9	2	3.4	1	1.7	1	1.7	0	--	8	13.8
Huntingdon	27	62.8	8	18.6	0	--	0	--	0	--	0	--	8	18.6
Indiana	98	57.0	20	11.6	4	2.3	4	2.3	5	2.9	1	0.6	40	23.3
Jefferson	35	25.9	8	5.9	2	1.5	1	0.7	1	0.7	1	0.7	87	64.4
McKean	37	39.8	8	8.6	5	5.4	2	2.2	1	1.1	0	--	40	43.0
Mifflin	62	62.6	2	2.0	0	--	0	--	0	--	0	--	35	35.4
Perry	47	32.6	7	4.9	1	0.7	2	1.4	3	2.1	0	--	84	58.3
Pike	112	38.5	75	25.8	17	5.8	5	1.7	1	0.3	1	0.3	80	27.5
Somerset	128	64.6	28	14.1	1	0.5	0	--	1	0.5	1	0.5	39	19.7
Susquehanna	44	83.0	3	5.7	1	1.9	2	3.8	0	--	2	3.8	1	1.9
Tioga	36	57.1	5	7.9	1	1.6	0	--	0	--	0	--	21	33.3
Venango	71	31.3	22	9.7	12	5.3	7	3.1	1	0.4	2	0.9	112	49.3
Warren	56	38.4	15	10.3	13	8.9	2	1.4	5	3.4	2	1.4	53	36.3
Wayne	114	29.7	57	14.8	7	1.8	4	1.0	3	0.8	0	--	199	51.8
7th Class Counties														
Juniata	32	39.5	5	6.2	2	2.5	2	2.5	0	--	0	--	40	49.4
Snyder	29	22.7	2	1.6	1	0.8	0	--	0	--	0	--	96	75.0
Union	43	23.0	14	7.5	2	1.1	1	0.5	4	2.1	3	1.6	120	64.2
Wyoming	24	72.7	1	3.0	2	6.1	1	3.0	0	--	0	--	5	15.2
8th Class Counties														
Cameron	7	29.2	1	4.2	1	4.2	0	--	0	--	0	--	15	62.5
Forest	3	14.3	2	9.5	0	--	3	14.3	1	4.8	0	--	12	57.1
Fulton	11	44.0	2	8.0	0	--	1	4.0	0	--	0	--	11	44.0
Montour	29	27.6	16	15.2	12	11.4	7	6.7	3	2.9	4	3.8	34	32.4
Potter	6	60.0	2	20.0	0	--	0	--	0	--	0	--	2	20.0
Sullivan	2	40.0	1	20.0	0	--	1	20.0	0	--	0	--	1	20.0

2014 MAGISTERIAL DISTRICT JUDGE STATE TOTALS LANDLORD/TENANT

Cases Pending 1/1/14	8,329	<u>Age of Pending Cases</u>		
New Cases Filed	94,506	0- 60 Days	3,576	42.8%
Bankruptcy Status Change	5	61-120 Days	86	1.0%
Cases Available for Disposition	102,840	121-180 Days	52	0.6%
		181-240 Days	42	0.5%
Cases Disposed and Inactive	94,486	241-300 Days	23	0.3%
		301-360 Days	34	0.4%
		Over 360 Days	4,541	54.4%
Cases Pending 12/31/14	8,354	Total	8,354	

Disposed By:

Hearing		78,256 (82.8%)
Settled		8,103 (8.6%)
Withdrawn		4,597 (4.9%)
Dismissed		2,929 (3.1%)
Uncategorized		458 (0.5%)
Default Judgment		78 (0.1%)
Pre-Dispositional Other		65 (0.1%)

Hearing		
Plaintiff	77,117	(98.5%)
Defendant	1,139	(1.5%)

Default Judgment		
Defendant	72	(92.3%)
Plaintiff	6	(7.7%)

MAGISTERIAL DISTRICT JUDGE - 2014 LANDLORD/TENANT AVAILABLE FOR DISPOSITION

	Cases Pending 1/1/14	New Cases	Bankruptcy Status Change	Cases Available for Disposition	Total Cases Disposed	Cases Pending 12/31/14
2nd Class County						
Allegheny	1,087	13,675	1	14,763	13,647	1,116
2A Class Counties						
Bucks	327	6,198	1	6,526	6,251	275
Delaware	783	7,316	0	8,099	7,183	916
Montgomery	1,049	6,511	1	7,561	6,639	922
3rd Class Counties						
Berks	340	4,631	0	4,971	4,603	368
Chester	154	2,973	0	3,127	3,014	113
Cumberland	145	1,649	0	1,794	1,681	113
Dauphin	621	6,597	0	7,218	6,480	738
Erie	195	2,921	0	3,116	2,918	198
Lackawanna	144	1,515	0	1,659	1,505	154
Lancaster	280	4,481	0	4,761	4,498	263
Lehigh	204	5,744	0	5,948	5,740	208
Luzerne	388	2,293	0	2,681	2,262	419
Northampton	216	2,604	1	2,821	2,579	242
Westmoreland	269	1,668	0	1,937	1,696	241
York	511	6,527	0	7,038	6,582	456
4th Class Counties						
Beaver	111	1,354	0	1,465	1,357	108
Butler	69	696	0	765	698	67
Cambria	43	585	0	628	563	65
Centre	41	542	0	583	548	35
Fayette	43	649	0	692	652	40
Franklin	168	1,088	0	1,256	1,101	155
Monroe	115	1,032	0	1,147	1,025	122
Schuylkill	53	778	0	831	804	27
Washington	105	1,161	0	1,266	1,174	92
5th Class Counties						
Adams	7	406	0	413	402	11
Blair	49	568	0	617	569	48
Lawrence	26	651	0	677	648	29
Lebanon	192	986	0	1,178	979	199
Lycoming	42	802	0	844	805	39
Mercer	36	784	0	820	774	46
Northumberland	33	371	0	404	374	30

MAGISTERIAL DISTRICT JUDGE - 2014 LANDLORD/TENANT AVAILABLE FOR DISPOSITION

	Cases Pending 1/1/14	New Cases	Bankruptcy Status Change	Cases Available for Disposition	Total Cases Disposed	Cases Pending 12/31/14
6th Class Counties						
Armstrong	29	180	0	209	175	34
Bedford	11	122	0	133	123	10
Bradford	15	203	0	218	209	9
Carbon	10	344	0	354	345	9
Clarion	5	60	0	65	61	4
Clearfield	45	218	0	263	219	44
Clinton	11	213	0	224	211	13
Columbia	17	375	0	392	366	26
Crawford	51	253	0	304	251	53
Elk	5	67	0	72	68	4
Greene	4	189	0	193	180	13
Huntingdon	2	122	0	124	117	7
Indiana	17	349	1	367	354	13
Jefferson	39	109	0	148	110	38
McKean	6	120	0	126	117	9
Mifflin	8	130	0	138	133	5
Perry	48	195	0	243	202	41
Pike	15	153	0	168	154	14
Somerset	13	200	0	213	204	9
Susquehanna	1	98	0	99	96	3
Tioga	1	62	0	63	57	6
Venango	40	261	0	301	261	40
Warren	10	128	0	138	131	7
Wayne	21	183	0	204	190	14
7th Class Counties						
Juniata	4	35	0	39	34	5
Snyder	13	99	0	112	95	17
Union	28	59	0	87	55	32
Wyoming	4	65	0	69	64	5
8th Class Counties						
Cameron	0	5	0	5	5	0
Forest	0	3	0	3	3	0
Fulton	2	21	0	23	20	3
Montour	8	95	0	103	91	12
Potter	0	19	0	19	19	0
Sullivan	0	15	0	15	15	0

MAGISTERIAL DISTRICT JUDGE - 2014 LANDLORD/TENANT DISPOSED AND INACTIVE

	Hearing for Plaintiff	%	Settled	%	Withdrawn	%	Dismissed	%	Hearing for Defendant	%
2nd Class County										
Allegheny	11,785	86.4	644	4.7	529	3.9	473	3.5	174	1.3
2A Class Counties										
Bucks	4,787	76.6	679	10.9	594	9.5	80	1.3	97	1.6
Delaware	5,395	75.1	734	10.2	507	7.1	362	5.0	73	1.0
Montgomery	4,735	71.3	1,045	15.7	563	8.5	150	2.3	89	1.3
3rd Class Counties										
Berks	3,981	86.5	245	5.3	123	2.7	188	4.1	52	1.1
Chester	2,060	68.3	571	18.9	194	6.4	106	3.5	46	1.5
Cumberland	1,386	82.5	163	9.7	49	2.9	54	3.2	12	0.7
Dauphin	5,351	82.6	684	10.6	200	3.1	204	3.1	16	0.2
Erie	2,548	87.3	190	6.5	64	2.2	40	1.4	48	1.6
Lackawanna	1,296	86.1	49	3.3	69	4.6	63	4.2	19	1.3
Lancaster	3,666	81.5	424	9.4	249	5.5	91	2.0	48	1.1
Lehigh	4,854	84.6	420	7.3	212	3.7	201	3.5	34	0.6
Luzerne	1,941	85.8	144	6.4	60	2.7	64	2.8	31	1.4
Northampton	2,043	79.2	260	10.1	101	3.9	107	4.1	47	1.8
Westmoreland	1,464	86.3	119	7.0	47	2.8	44	2.6	11	0.6
York	5,298	80.5	758	11.5	268	4.1	197	3.0	38	0.6
4th Class Counties										
Beaver	1,254	92.4	21	1.5	31	2.3	16	1.2	32	2.4
Butler	567	81.2	65	9.3	28	4.0	27	3.9	9	1.3
Cambria	521	92.5	14	2.5	10	1.8	11	2.0	4	0.7
Centre	391	71.4	68	12.4	70	12.8	9	1.6	6	1.1
Fayette	528	81.0	53	8.1	28	4.3	32	4.9	5	0.8
Franklin	905	82.2	139	12.6	24	2.2	24	2.2	5	0.5
Monroe	848	82.7	23	2.2	65	6.3	49	4.8	31	3.0
Schuylkill	697	86.7	18	2.2	26	3.2	41	5.1	14	1.7
Washington	1,000	85.2	71	6.0	35	3.0	40	3.4	14	1.2
5th Class Counties										
Adams	314	78.1	51	12.7	16	4.0	10	2.5	11	2.7
Blair	452	79.4	57	10.0	24	4.2	17	3.0	13	2.3
Lawrence	556	85.8	17	2.6	17	2.6	40	6.2	10	1.5
Lebanon	818	83.6	71	7.3	44	4.5	30	3.1	12	1.2
Lycoming	691	85.8	12	1.5	74	9.2	11	1.4	17	2.1
Mercer	674	87.1	34	4.4	33	4.3	13	1.7	18	2.3
Northumberland	328	87.7	6	1.6	16	4.3	4	1.1	13	3.5

MAGISTERIAL DISTRICT JUDGE - 2014 LANDLORD/TENANT DISPOSED AND INACTIVE

	Uncategorized	%	Default Judgment Defendant	%	Pre-Dispositional Other	%	Default Judgment Plaintiff	%	Total Disposed
2nd Class County									
Allegheny	18	0.1	14	0.1	10	0.1	0	--	13,647
2A Class Counties									
Bucks	8	0.1	3	<0.1	3	<0.1	0	--	6,251
Delaware	104	1.4	4	0.1	4	0.1	0	--	7,183
Montgomery	43	0.6	2	<0.1	10	0.2	2	<0.1	6,639
3rd Class Counties									
Berks	10	0.2	1	<0.1	3	0.1	0	--	4,603
Chester	30	1.0	5	0.2	2	0.1	0	--	3,014
Cumberland	14	0.8	1	0.1	1	0.1	1	0.1	1,681
Dauphin	21	0.3	1	<0.1	3	<0.1	0	--	6,480
Erie	18	0.6	10	0.3	0	--	0	--	2,918
Lackawanna	6	0.4	3	0.2	0	--	0	--	1,505
Lancaster	17	0.4	0	--	3	0.1	0	--	4,498
Lehigh	18	0.3	0	--	1	<0.1	0	--	5,740
Luzerne	19	0.8	3	0.1	0	--	0	--	2,262
Northampton	16	0.6	1	<0.1	4	0.2	0	--	2,579
Westmoreland	6	0.4	1	0.1	4	0.2	0	--	1,696
York	18	0.3	0	--	2	<0.1	3	<0.1	6,582
4th Class Counties									
Beaver	2	0.1	0	--	1	0.1	0	--	1,357
Butler	2	0.3	0	--	0	--	0	--	698
Cambria	3	0.5	0	--	0	--	0	--	563
Centre	3	0.5	0	--	1	0.2	0	--	548
Fayette	5	0.8	0	--	1	0.2	0	--	652
Franklin	4	0.4	0	--	0	--	0	--	1,101
Monroe	6	0.6	3	0.3	0	--	0	--	1,025
Schuylkill	4	0.5	4	0.5	0	--	0	--	804
Washington	8	0.7	4	0.3	2	0.2	0	--	1,174
5th Class Counties									
Adams	0	--	0	--	0	--	0	--	402
Blair	5	0.9	0	--	1	0.2	0	--	569
Lawrence	7	1.1	0	--	1	0.2	0	--	648
Lebanon	3	0.3	0	--	1	0.1	0	--	979
Lycoming	0	--	0	--	0	--	0	--	805
Mercer	1	0.1	1	0.1	0	--	0	--	774
Northumberland	5	1.3	2	0.5	0	--	0	--	374

MAGISTERIAL DISTRICT JUDGE - 2014 LANDLORD/TENANT DISPOSED AND INACTIVE

	Hearing for Plaintiff	%	Settled	%	Withdrawn	%	Dismissed	%	Hearing for Defendant	%
6th Class Counties										
Armstrong	153	87.4	3	1.7	4	2.3	2	1.1	8	4.6
Bedford	113	91.9	4	3.3	1	0.8	3	2.4	1	0.8
Bradford	175	83.7	8	3.8	11	5.3	6	2.9	6	2.9
Carbon	298	86.4	25	7.2	8	2.3	5	1.4	5	1.4
Clarion	56	91.8	1	1.6	2	3.3	1	1.6	1	1.6
Clearfield	187	85.4	16	7.3	3	1.4	9	4.1	4	1.8
Clinton	170	80.6	13	6.2	18	8.5	3	1.4	7	3.3
Columbia	302	82.5	12	3.3	39	10.7	7	1.9	6	1.6
Crawford	216	86.1	14	5.6	14	5.6	2	0.8	3	1.2
Elk	60	88.2	1	1.5	1	1.5	2	2.9	4	5.9
Greene	150	83.3	17	9.4	4	2.2	8	4.4	0	--
Huntingdon	98	83.8	3	2.6	11	9.4	0	--	3	2.6
Indiana	277	78.2	43	12.1	13	3.7	18	5.1	3	0.8
Jefferson	102	92.7	4	3.6	2	1.8	0	--	1	0.9
McKean	101	86.3	7	6.0	2	1.7	3	2.6	3	2.6
Mifflin	116	87.2	4	3.0	9	6.8	1	0.8	3	2.3
Perry	181	89.6	7	3.5	7	3.5	2	1.0	1	0.5
Pike	132	85.7	9	5.8	5	3.2	4	2.6	2	1.3
Somerset	167	81.9	7	3.4	9	4.4	6	2.9	6	2.9
Susquehanna	77	80.2	4	4.2	6	6.3	3	3.1	4	4.2
Tioga	46	80.7	4	7.0	3	5.3	1	1.8	3	5.3
Venango	206	78.9	8	3.1	25	9.6	10	3.8	8	3.1
Warren	111	84.7	3	2.3	4	3.1	11	8.4	2	1.5
Wayne	154	81.1	9	4.7	6	3.2	12	6.3	2	1.1
7th Class Counties										
Juniata	28	82.4	4	11.8	1	2.9	0	--	0	--
Snyder	86	90.5	2	2.1	4	4.2	3	3.2	0	--
Union	39	70.9	8	14.5	5	9.1	2	3.6	0	--
Wyoming	52	81.3	6	9.4	3	4.7	2	3.1	1	1.6
8th Class Counties										
Cameron	5	100.0	0	--	0	--	0	--	0	--
Forest	3	100.0	0	--	0	--	0	--	0	--
Fulton	16	80.0	3	15.0	0	--	0	--	1	5.0
Montour	78	85.7	3	3.3	6	6.6	3	3.3	1	1.1
Potter	17	89.5	0	--	1	5.3	1	5.3	0	--
Sullivan	11	73.3	2	13.3	0	--	1	6.7	1	6.7

MAGISTERIAL DISTRICT JUDGE - 2014 LANDLORD/TENANT DISPOSED AND INACTIVE

	Uncategorized	%	Default Judgment Defendant	%	Pre-Dispositional Other	%	Default Judgment Plaintiff	%	Total Disposed
6th Class Counties									
Armstrong	5	2.9	0	--	0	--	0	--	175
Bedford	1	0.8	0	--	0	--	0	--	123
Bradford	0	--	3	1.4	0	--	0	--	209
Carbon	1	0.3	1	0.3	2	0.6	0	--	345
Clarion	0	--	0	--	0	--	0	--	61
Clearfield	0	--	0	--	0	--	0	--	219
Clinton	0	--	0	--	0	--	0	--	211
Columbia	0	--	0	--	0	--	0	--	366
Crawford	1	0.4	0	--	1	0.4	0	--	251
Elk	0	--	0	--	0	--	0	--	68
Greene	1	0.6	0	--	0	--	0	--	180
Huntingdon	1	0.9	1	0.9	0	--	0	--	117
Indiana	0	--	0	--	0	--	0	--	354
Jefferson	0	--	1	0.9	0	--	0	--	110
McKean	1	0.9	0	--	0	--	0	--	117
Mifflin	0	--	0	--	0	--	0	--	133
Perry	3	1.5	0	--	1	0.5	0	--	202
Pike	1	0.6	1	0.6	0	--	0	--	154
Somerset	7	3.4	0	--	2	1.0	0	--	204
Susquehanna	2	2.1	0	--	0	--	0	--	96
Tioga	0	--	0	--	0	--	0	--	57
Venango	2	0.8	2	0.8	0	--	0	--	261
Warren	0	--	0	--	0	--	0	--	131
Wayne	7	3.7	0	--	0	--	0	--	190
7th Class Counties									
Juniata	1	2.9	0	--	0	--	0	--	34
Snyder	0	--	0	--	0	--	0	--	95
Union	0	--	0	--	1	1.8	0	--	55
Wyoming	0	--	0	--	0	--	0	--	64
8th Class Counties									
Cameron	0	--	0	--	0	--	0	--	5
Forest	0	--	0	--	0	--	0	--	3
Fulton	0	--	0	--	0	--	0	--	20
Montour	0	--	0	--	0	--	0	--	91
Potter	0	--	0	--	0	--	0	--	19
Sullivan	0	--	0	--	0	--	0	--	15

MAGISTERIAL DISTRICT JUDGE - 2014 AGE OF PENDING LANDLORD/TENANT

	0-60 Days	%	61-120 Days	%	121-180 Days	%	181-240 Days	%	241-300 Days	%	301-360 Days	%	Over 360 Days	%
2nd Class County														
Allegheny	448	40.1	5	0.4	6	0.5	0	--	1	0.1	2	0.2	654	58.6
2A Class Counties														
Bucks	261	94.9	0	--	0	--	0	--	0	--	0	--	14	5.1
Delaware	444	48.5	11	1.2	1	0.1	3	0.3	7	0.8	5	0.5	445	48.6
Montgomery	256	27.8	16	1.7	6	0.7	7	0.8	3	0.3	12	1.3	622	67.5
3rd Class Counties														
Berks	140	38.0	2	0.5	4	1.1	8	2.2	0	--	2	0.5	212	57.6
Chester	87	77.0	2	1.8	3	2.7	0	--	0	--	0	--	21	18.6
Cumberland	42	37.2	3	2.7	4	3.5	2	1.8	0	--	0	--	62	54.9
Dauphin	379	51.4	3	0.4	4	0.5	2	0.3	0	--	0	--	350	47.4
Erie	74	37.4	3	1.5	3	1.5	1	0.5	0	--	0	--	117	59.1
Lackawanna	55	35.7	5	3.2	3	1.9	2	1.3	0	--	1	0.6	88	57.1
Lancaster	142	54.0	1	0.4	0	--	0	--	0	--	0	--	120	45.6
Lehigh	198	95.2	1	0.5	1	0.5	0	--	0	--	0	--	8	3.8
Luzerne	91	21.7	8	1.9	4	1.0	2	0.5	2	0.5	1	0.2	311	74.2
Northampton	113	46.7	3	1.2	2	0.8	0	--	2	0.8	2	0.8	120	49.6
Westmoreland	56	23.2	3	1.2	0	--	2	0.8	1	0.4	1	0.4	178	73.9
York	255	55.9	1	0.2	4	0.9	4	0.9	0	--	0	--	192	42.1
4th Class Counties														
Beaver	31	28.7	1	0.9	0	--	0	--	0	--	0	--	76	70.4
Butler	18	26.9	1	1.5	1	1.5	0	--	0	--	1	1.5	46	68.7
Cambria	40	61.5	1	1.5	0	--	0	--	1	1.5	0	--	23	35.4
Centre	19	54.3	0	--	1	2.9	1	2.9	0	--	0	--	14	40.0
Fayette	25	62.5	0	--	0	--	0	--	0	--	0	--	15	37.5
Franklin	34	21.9	1	0.6	0	--	0	--	1	0.6	0	--	119	76.8
Monroe	38	31.1	1	0.8	0	--	1	0.8	1	0.8	0	--	81	66.4
Schuylkill	23	85.2	1	3.7	0	--	1	3.7	0	--	0	--	2	7.4
Washington	19	20.7	1	1.1	0	--	0	--	2	2.2	0	--	70	76.1
5th Class Counties														
Adams	7	63.6	0	--	0	--	0	--	0	--	1	9.1	3	27.3
Blair	15	31.3	1	2.1	0	--	0	--	0	--	2	4.2	30	62.5
Lawrence	23	79.3	0	--	0	--	0	--	0	--	0	--	6	20.7
Lebanon	20	10.1	1	0.5	1	0.5	0	--	0	--	2	1.0	175	87.9
Lycoming	18	46.2	1	2.6	0	--	0	--	0	--	0	--	20	51.3
Mercer	25	54.3	1	2.2	0	--	1	2.2	1	2.2	0	--	18	39.1
Northumberland	9	30.0	0	--	0	--	1	3.3	0	--	0	--	20	66.7

MAGISTERIAL DISTRICT JUDGE - 2014 AGE OF PENDING LANDLORD/TENANT

	0-60 Days	%	61-120 Days	%	121-180 Days	%	181-240 Days	%	241-300 Days	%	301-360 Days	%	Over 360 Days	%
6th Class Counties														
Armstrong	8	23.5	0	--	0	--	0	--	0	--	1	2.9	25	73.5
Bedford	1	10.0	0	--	0	--	0	--	0	--	0	--	9	90.0
Bradford	3	33.3	0	--	0	--	0	--	0	--	0	--	6	66.7
Carbon	8	88.9	0	--	0	--	0	--	0	--	0	--	1	11.1
Clarion	3	75.0	0	--	0	--	0	--	0	--	0	--	1	25.0
Clearfield	7	15.9	0	--	0	--	0	--	0	--	0	--	37	84.1
Clinton	10	76.9	0	--	0	--	0	--	0	--	0	--	3	23.1
Columbia	26	100.0	0	--	0	--	0	--	0	--	0	--	0	--
Crawford	14	26.4	0	--	0	--	0	--	0	--	0	--	39	73.6
Elk	1	25.0	0	--	0	--	0	--	0	--	0	--	3	75.0
Greene	9	69.2	2	15.4	1	7.7	0	--	0	--	0	--	1	7.7
Huntingdon	4	57.1	0	--	1	14.3	0	--	0	--	0	--	2	28.6
Indiana	10	76.9	0	--	0	--	0	--	1	7.7	0	--	2	15.4
Jefferson	1	2.6	0	--	0	--	0	--	0	--	0	--	37	97.4
McKean	2	22.2	1	11.1	0	--	0	--	0	--	0	--	6	66.7
Mifflin	2	40.0	0	--	0	--	0	--	0	--	0	--	3	60.0
Perry	8	19.5	0	--	0	--	0	--	0	--	0	--	33	80.5
Pike	2	14.3	0	--	1	7.1	1	7.1	0	--	0	--	10	71.4
Somerset	3	33.3	1	11.1	0	--	0	--	0	--	0	--	5	55.6
Susquehanna	2	66.7	1	33.3	0	--	0	--	0	--	0	--	0	--
Tioga	4	66.7	0	--	0	--	0	--	0	--	1	16.7	1	16.7
Venango	12	30.0	0	--	0	--	1	2.5	0	--	0	--	27	67.5
Warren	2	28.6	0	--	0	--	0	--	0	--	0	--	5	71.4
Wayne	4	28.6	0	--	0	--	1	7.1	0	--	0	--	9	64.3
7th Class Counties														
Juniata	3	60.0	0	--	0	--	0	--	0	--	0	--	2	40.0
Snyder	6	35.3	1	5.9	0	--	0	--	0	--	0	--	10	58.8
Union	8	25.0	0	--	0	--	1	3.1	0	--	0	--	23	71.9
Wyoming	1	20.0	0	--	0	--	0	--	0	--	0	--	4	80.0
8th Class Counties														
Cameron	0	--	0	--	0	--	0	--	0	--	0	--	0	--
Forest	0	--	0	--	0	--	0	--	0	--	0	--	0	--
Fulton	0	--	1	33.3	0	--	0	--	0	--	0	--	2	66.7
Montour	7	58.3	1	8.3	1	8.3	0	--	0	--	0	--	3	25.0
Potter	0	--	0	--	0	--	0	--	0	--	0	--	0	--
Sullivan	0	--	0	--	0	--	0	--	0	--	0	--	0	--

MAGISTERIAL DISTRICT JUDGE - 2014 ORDERS OF EXECUTION & POSSESSION

	<u>Civil Action</u> Execution	<u>Landlord/Tenant</u> Execution	<u>Possession</u>		<u>Civil Action</u> Execution	<u>Landlord/Tenant</u> Execution	<u>Possession</u>
State Total	3,110	503	38,436				
2nd Class County					6th Class Counties		
Allegheny	249	27	5,879	Armstrong	21	3	52
2A Class Counties				Bedford	16	3	27
Bucks	239	13	2,397	Bradford	44	4	62
Delaware	94	11	2,936	Carbon	57	3	141
Montgomery	317	23	2,437	Clarion	16	2	16
3rd Class Counties				Clearfield	56	12	71
Berks	60	8	2,155	Clinton	11	4	47
Chester	94	32	994	Columbia	99	12	117
Cumberland	28	2	572	Crawford	29	2	98
Dauphin	12	1	3,034	Elk	21	5	22
Erie	99	39	1,211	Greene	6	0	52
Lackawanna	0	0	644	Huntingdon	4	0	31
Lancaster	147	16	1,841	Indiana	15	0	110
Lehigh	73	5	2,484	Jefferson	23	7	40
Luzerne	186	22	952	McKean	47	5	17
Northampton	52	10	1,059	Mifflin	29	0	40
Westmoreland	84	30	612	Perry	1	0	83
York	67	59	2,811	Pike	4	2	54
4th Class Counties				Somerset	0	0	44
Beaver	30	14	681	Susquehanna	26	3	26
Butler	20	6	205	Tioga	16	0	18
Cambria	66	3	215	Venango	54	8	78
Centre	52	7	91	Warren	20	5	35
Fayette	0	0	278	Wayne	24	3	71
Franklin	32	9	470	7th Class Counties			
Monroe	55	3	396	Juniata	17	1	17
Schuylkill	49	4	299	Snyder	34	7	33
Washington	27	12	499	Union	25	1	11
5th Class Counties				Wyoming	10	1	13
Adams	19	4	147	8th Class Counties			
Blair	35	4	221	Cameron	6	0	2
Lawrence	15	1	266	Forest	2	0	0
Lebanon	56	13	407	Fulton	7	0	5
Lycoming	19	7	301	Montour	15	4	34
Mercer	44	14	361	Potter	3	0	3
Northumberland	29	5	103	Sullivan	3	2	8

MAGISTERIAL DISTRICT JUDGE - 2014 EMERGENCY PROTECTION FROM ABUSE

	Filed	Granted	%	Denied	%	Unreported	%
State Total	6,028	4,883	81.0	768	12.7	377	6.3
2nd Class County							
Allegheny	2,631	2,119	80.5	480	18.2	32	1.2
2A Class Counties							
Bucks	14	14	100.0	0	--	0	--
Delaware	255	187	73.3	12	4.7	56	22.0
Montgomery	81	60	74.1	7	8.6	14	17.3
3rd Class Counties							
Berks	823	662	80.4	128	15.6	33	4.0
Chester	152	127	83.6	22	14.5	3	2.0
Cumberland	0	0	--	0	--	0	--
Dauphin	95	81	85.3	6	6.3	8	8.4
Erie	34	23	67.6	3	8.8	8	23.5
Lackawanna	54	20	37.0	0	--	34	63.0
Lancaster	41	29	70.7	1	2.4	11	26.8
Lehigh	331	316	95.5	11	3.3	4	1.2
Luzerne	71	52	73.2	0	--	19	26.8
Northampton	72	44	61.1	3	4.2	25	34.7
Westmoreland	132	110	83.3	19	14.4	3	2.3
York	19	16	84.2	0	--	3	15.8
4th Class Counties							
Beaver	302	273	90.4	24	7.9	5	1.7
Butler	59	41	69.5	15	25.4	3	5.1
Cambria	7	6	85.7	1	14.3	0	--
Centre	55	50	90.9	0	--	5	9.1
Fayette	12	8	66.7	0	--	4	33.3
Franklin	0	0	--	0	--	0	--
Monroe	8	6	75.0	1	12.5	1	12.5
Schuylkill	51	36	70.6	3	5.9	12	23.5
Washington	45	36	80.0	7	15.6	2	4.4
5th Class Counties							
Adams	11	10	90.9	0	--	1	9.1
Blair	38	29	76.3	1	2.6	8	21.1
Lawrence	28	20	71.4	0	--	8	28.6
Lebanon	9	4	44.4	1	11.1	4	44.4
Lycoming	12	6	50.0	0	--	6	50.0
Mercer	29	28	96.6	1	3.4	0	--
Northumberland	38	30	78.9	5	13.2	3	7.9

MAGISTERIAL DISTRICT JUDGE - 2014 EMERGENCY PROTECTION FROM ABUSE

	Filed	Granted	%	Denied	%	Unreported	%
6th Class Counties							
Armstrong	43	35	81.4	1	2.3	7	16.3
Bedford	1	1	100.0	0	--	0	--
Bradford	36	14	38.9	0	--	22	61.1
Carbon	37	29	78.4	1	2.7	7	18.9
Clarion	6	3	50.0	0	--	3	50.0
Clearfield	12	12	100.0	0	--	0	--
Clinton	10	10	100.0	0	--	0	--
Columbia	12	12	100.0	0	--	0	--
Crawford	0	0	--	0	--	0	--
Elk	3	3	100.0	0	--	0	--
Greene	40	37	92.5	2	5.0	1	2.5
Huntingdon	15	15	100.0	0	--	0	--
Indiana	36	32	88.9	4	11.1	0	--
Jefferson	18	17	94.4	0	--	1	5.6
McKean	1	1	100.0	0	--	0	--
Mifflin	0	0	--	0	--	0	--
Perry	0	0	--	0	--	0	--
Pike	16	16	100.0	0	--	0	--
Somerset	32	29	90.6	1	3.1	2	6.3
Susquehanna	21	19	90.5	2	9.5	0	--
Tioga	5	3	60.0	0	--	2	40.0
Venango	26	26	100.0	0	--	0	--
Warren	9	5	55.6	0	--	4	44.4
Wayne	47	38	80.9	4	8.5	5	10.6
7th Class Counties							
Juniata	1	0	--	0	--	1	100.0
Snyder	17	16	94.1	1	5.9	0	--
Union	13	11	84.6	0	--	2	15.4
Wyoming	16	10	62.5	1	6.3	5	31.3
8th Class Counties							
Cameron	0	0	--	0	--	0	--
Forest	3	3	100.0	0	--	0	--
Fulton	0	0	--	0	--	0	--
Montour	7	7	100.0	0	--	0	--
Potter	20	20	100.0	0	--	0	--
Sullivan	16	16	100.0	0	--	0	--

MAGISTERIAL DISTRICT JUDGE

Active Warrant Status Change	Cases that begin the reporting period with an active warrant and the warrant was returned or canceled during the reporting period.
Adjudicated Case Status Change	Cases that were adjudicated prior to the reporting period and had the disposition removed during the reporting period.
Age of Pending Cases	A breakdown of the active magisterial district judge caseload by the interval of time elapsed from the date the case is filed in the magisterial district judge office to the end of the current year.
Bankruptcy Status Change	Cases that were in a bankruptcy status prior to the reporting period and had the bankruptcy removed or discharged during the reporting period.
Cases Disposed	The number of cases in which a magisterial district judge renders a decision, a guilty plea is entered, or some other final decision is made. A case is counted as disposed even though all fines and costs may not have been collected.
Cases Filed	<p>The number of cases initiated during the year.</p> <p>Initiated by a citation: Traffic and Non-Traffic;</p> <p>Initiated by a complaint: Civil Action, Landlord/Tenant Action and Private Criminal;</p> <p>Initiated by a petition: Emergency Protection From Abuse.</p> <p>The individually numbered docket transcript (OTN) is the unit of count for Criminal Cases.</p>
Civil	A civil action involving a claim of \$12,000 or less.
Closed Case Status Change	Cases that were in a closed status prior to the reporting period and had the status changed from closed to another status.
Criminal Case	The set of Felony, Misdemeanor or Escalating Summary charges arising from a single criminal incident. When an incident involves co-defendants, the prosecution of each defendant is counted separately (i.e., only one defendant per case).
Default Judgment Defendant/Plaintiff	A disposition category for Civil, and Landlord/Tenant, referring to the number of cases in which a judgment was entered for one party because the other party failed to appear.
Denied	A disposition category for Emergency Protection From Abuse cases, referring to the number of emergency petitions in which an immediate and present danger of abuse to the plaintiff and/or minor children was not found by the magisterial district judge or Philadelphia Municipal Court judge.

Dismissed	A disposition category referring to the number of cases dismissed or discharged by the magisterial district judge.
Diversory Disposition	Includes cases that have been processed by Accelerated Rehabilitative Disposition (ARD), dismissed by ARD, or dismissed due to participation in a Diversory program such as Veterans Court.
Emergency Protection From Abuse	A type of case in which the plaintiff petitions for emergency relief from abuse by the defendant. Immediate and present danger of abuse to the plaintiff and/or minor children constitutes cause for an emergency protection order.
Felony/Misdemeanor/ Escalating Summary	A Felony is a statutory class of crime generally more serious than a misdemeanor; murder of the first degree is also counted with felonies. A Misdemeanor is a statutory class of crime generally more serious than a summary offense and less serious than a felony. The maximum term of imprisonment for a misdemeanor may not exceed five years. For a summary offense, the maximum term of imprisonment may not exceed 90 days. An Escalating Summary is a charge (e.g., retail or library theft) for which the grading as a summary or misdemeanor/felony is determined by the defendant's criminal history.
Granted	A disposition category for Emergency Protection From Abuse cases, referring to the number of emergency petitions in which an immediate and present danger of abuse to the plaintiff and/or minor children was found by the magisterial district judge or Philadelphia Municipal Court judge.
Guilty Plea	A disposition category referring to the number of cases in which the defendant admits having committed the offense for which he is charged. For Traffic and Non-Traffic Citations, guilty pleas include defendants submitting payment of fines and costs without pleading guilty on the citation forms.
Held for Court	A disposition category referring to the number of cases for which a prima facie case was established and the defendant was held for court.
Landlord/Tenant	Action of landlord/lessor against a tenant/lessee for the recovery of real property. The complaint may include a claim for rent due unpaid. Also, included in this category are defendant claims against the plaintiff arising from occupancy of the premise.
Non-Traffic Citation	A summary offense in which charges are initiated by a police officer, other than those classified under Traffic Citation.
Order of Execution	The enforcement of a civil money judgment. The defendant's property is sold to satisfy the judgment.
Order of Possession	The enforcement of a Landlord/Tenant Action for possession of property.
Pre-Dispositional Other	Cases that remain in Inactive status at the end of the reporting period for reasons other than warrants. Bankruptcy being the most common reason.

Pre-Dispositional Warrants	Cases prior to adjudication that began the reporting period in an active status and had a warrant issued that remains active at the close of the reporting period.
Private Criminal Complaint	A summary offense in which charges are initiated by a private citizen.
Post-Dispositional Other	Cases dismissed due to defendant deceased.
Settled	A disposition category referring to cases in which the parties resolve the issues of the dispute.
Traffic Citation	A traffic citation initiates summary proceedings for offenses under the Pennsylvania Vehicle Code, or for violations of local parking ordinances not covered by the Vehicle Code.
Uncategorized	Cases marked closed during the reporting period, but without a final disposition entered, such as cases transferred to other district courts. This category also includes cases with a Sent to Common Pleas disposition.
Waiver of Preliminary Hearing	A disposition category referring to cases forwarded to common pleas court after a preliminary hearing has been waived.
Withdrawn	A disposition category referring to cases in which the prosecutor formally withdraws the charges. For Civil and Landlord/Tenant, a disposition category referring to the number of cases in which the plaintiff withdrew the complaint.

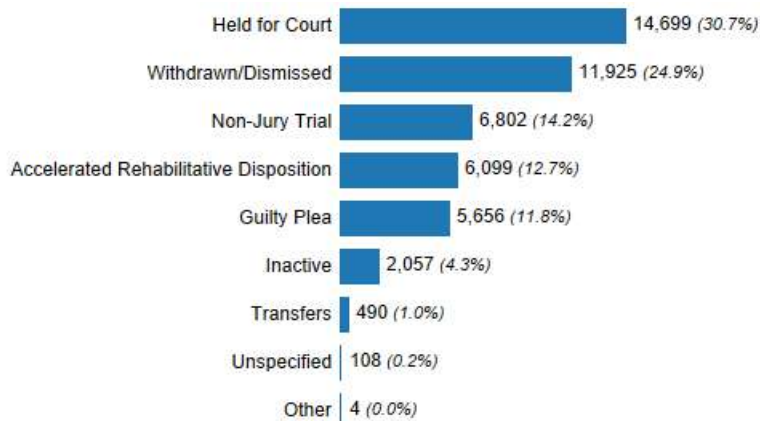
2014 PHILADELPHIA MUNICIPAL COURT

	<u>Felony/Misdemeanor</u>	<u>Summary</u>	<u>Total</u>
Cases Pending 1/1/14	13,298	6,092	19,390
New Cases Received	43,011	28,601	71,612
Cases Reopened	3,263	1,415	4,678
Cases Available for Disposition	59,572	36,108	95,580
Cases Disposed	47,840	31,424	79,264
Cases Pending 12/31/14	11,732	4,684	16,416

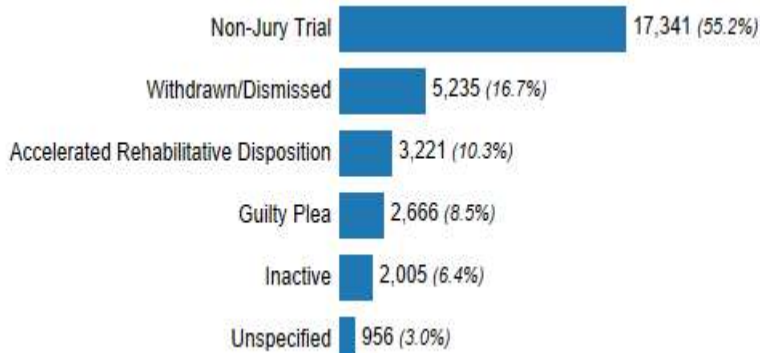
<u>Private Criminal Complaints</u>	
Cases Pending 1/1/14	1,654
New Cases Filed	791
Cases Disposed	659
Cases Pending 12/31/14	1,786

<u>Civil Complaints</u>	
Cases Pending 1/1/14	93,533
New Cases Filed	96,894
Cases Disposed	105,166
Cases Pending 12/31/14	85,261

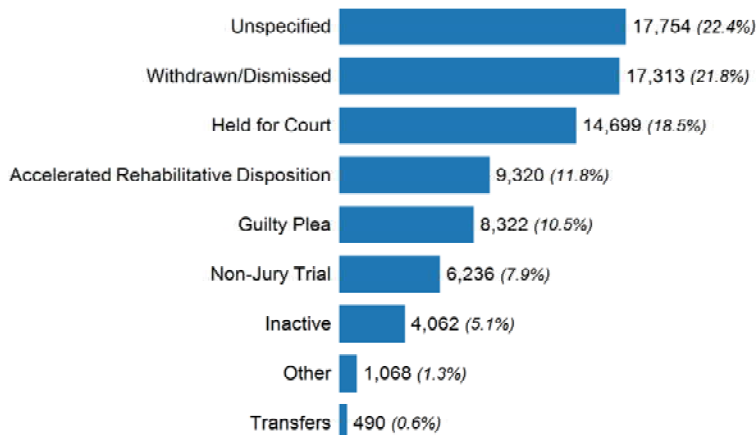
Felony/Misdemeanor Disposed By:



Summary Disposed By:



Total Disposed By:



<u>Emergency Protection from Abuse</u>	
Filed	2,270
Granted	2,243
Denied	27

Age of Pending Felony/Misdemeanor

0- 60 Days	5,332	45.4%
61-120 Days	2,840	24.2%
121-180 Days	1,302	11.1%
181-240 Days	700	6.0%
241-300 Days	339	2.9%
301-360 Days	210	1.8%
Over 360 Days	1,009	8.6%
Total	11,732	

Age of Pending Summary

0- 60 Days	3,096	66.1%
61-120 Days	548	11.7%
121-180 Days	85	1.8%
181-240 Days	64	1.4%
241-300 Days	63	1.3%
301-360 Days	61	1.3%
Over 360 Days	767	16.4%
Total	4,684	

Age of Pending Total

0- 60 Days	8,428	51.3%
61-120 Days	3,388	20.6%
121-180 Days	1,387	8.4%
181-240 Days	764	4.7%
241-300 Days	402	2.4%
301-360 Days	271	1.7%
Over 360 Days	1,776	10.8%
Total	16,416	

2014 PHILADELPHIA MUNICIPAL COURT - TRAFFIC DIVISION

Open Tickets from Prior Year	18,908
New Tickets Filed	134,770
Reopened Tickets	3,073
Tickets Available for Processing	156,751
Processed	148,192
Cases Pending 12/31/14 (includes prior years)	18,615

Processed By:

Trial	107,246 (72.4%)	
Guilty Plea	24,079 (16.2%)	
Prosecution Withdrawn	10,644 (7.2%)	
* Inactive	3,298 (2.2%)	
Deceased	1,387 (0.9%)	
Dismissed	1,352 (0.9%)	
Voided Tickets	186 (0.1%)	
		Trial Guilty 88,354 (82.4%)
		Trial Not Guilty 18,892 (17.6%)

* Open cases with no hearing scheduled.

Age of Pending Cases

0 - 60 Days	18,224	97.8%
61 - 120 Days	347	1.8%
121 - 180 Days	43	0.2%
181 - 240 Days	0	--
241 - 300 Days	0	--
301 - 360 Days	1	<0.1%
Over 360 Days	0	--

Arrest Warrants

Issued in 2014	246,847
Open from 2014	121,632
Cancelled in 2014	152,215

Open Warrants as of 12/31/14

	<u>Pre-Disposition</u>	<u>Post-Disposition</u>
0 - 1 Year	15,791	106,371
2 - 5 Years	107,663	169,303
6 - 10 Years	238,314	186,418
Total	361,768	462,092