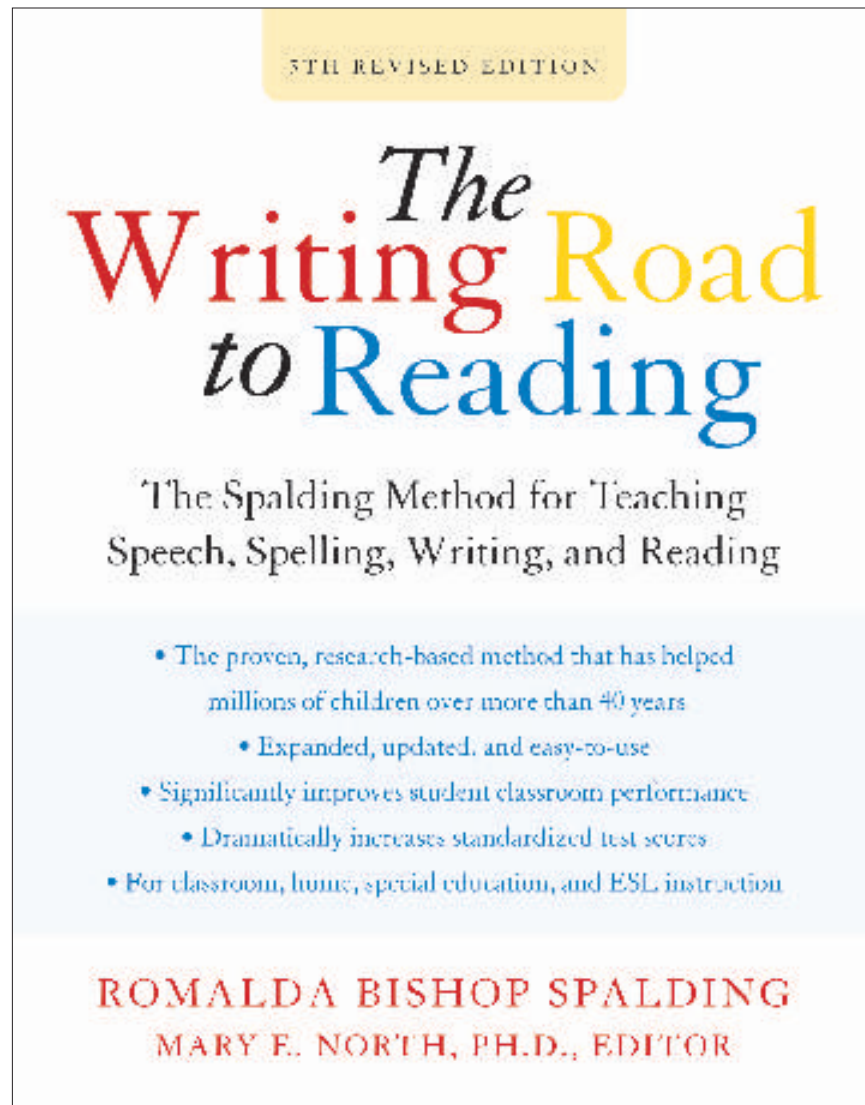


# The Research Basis for Spalding's *The Writing Road to Reading* and the Evidence for its Effectiveness



*“Guiding children to a love of reading and learning  
for almost half a century.”*



Order from Spalding Education International  
602-866-7801 • [www.spalding.org](http://www.spalding.org)

## TABLE OF CONTENTS

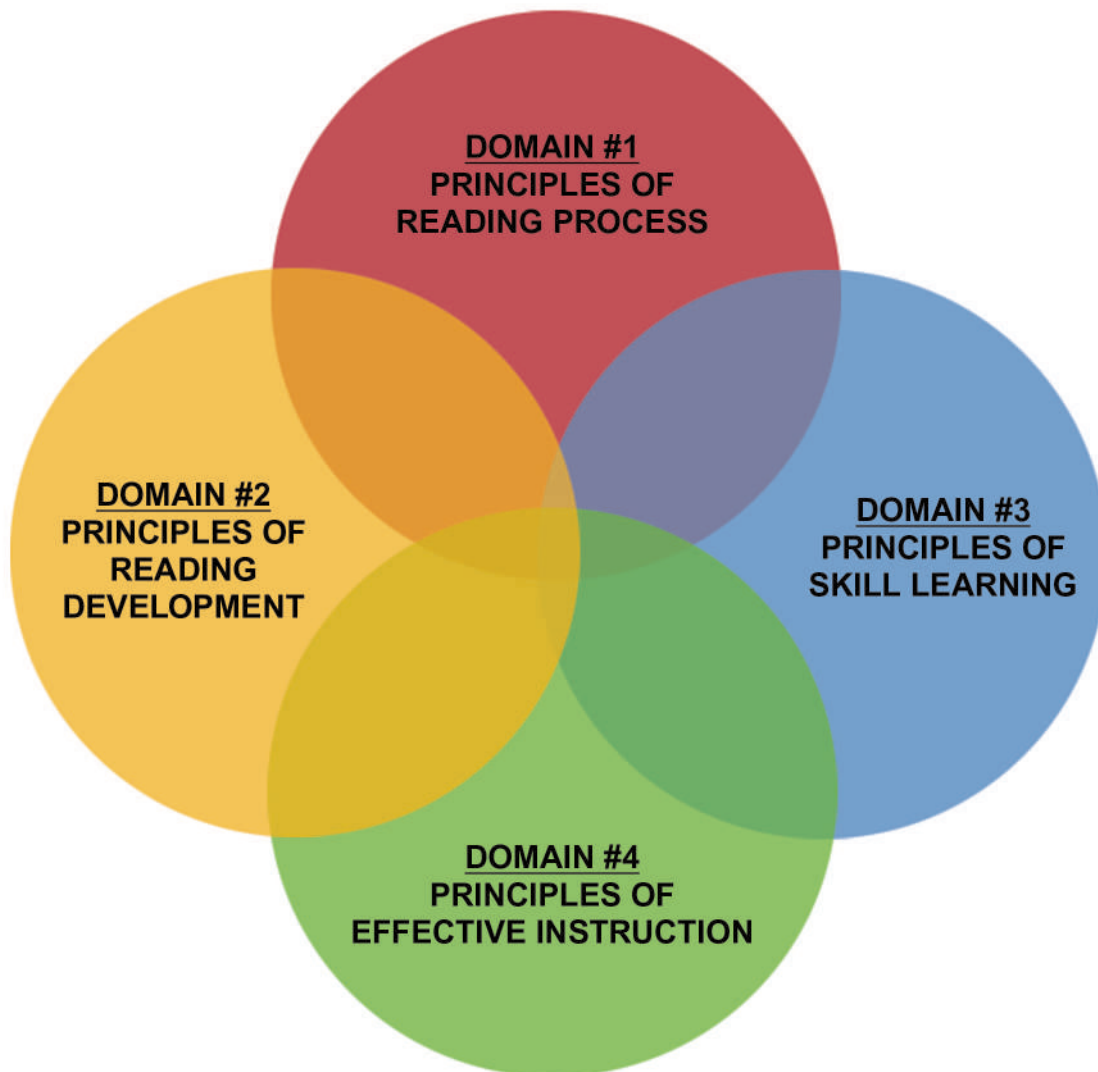
Research incorporated within <i>The Spalding Method</i> <sup>®</sup> .....	1
Domain #1: Principles of Reading Process .....	2
Domain #2: Principles of Reading Development .....	9
Domain #3: Principles of Skill Learning .....	15
Domain #4: Principles of Effective Instruction .....	19
Documented Results Using <i>The Spalding Method</i> .....	27
Citations of <i>The Spalding Method</i> within Scholarly Works .....	32
Testimonials of Success with <i>The Spalding Method</i> .....	33

## Research incorporated within *The Spalding Method*<sup>®</sup>

*The act of reading* is a complex process, involving many subprocesses occurring simultaneously or in parallel. Although readers use these subprocesses unconsciously to some degree, research supports systematic and explicit instruction to help all students use them more efficiently.

Teachers who are familiar with the research upon which Spalding is based are better able to understand the rationale for the structure and routines of the program. The instructional design of *The Spalding Method* is based upon widely accepted research in the following four domains:

### Research domains that form the basis of *The Spalding Method*



# Domain #1: Principles of Reading Process

## Reading process-related research addressed by *The Spalding Method*



## Phonemic Awareness Research

The understanding that spoken words and syllables consist of sequences of elementary speech sounds is a powerful predictor of success in learning to read (Adams 1990). Research findings demonstrate that phonemic awareness is more highly related to learning to read than are tests of general intelligence, reading readiness, and listening comprehension (Stanovich 1986, 1993). Furthermore, it is the most important core and causal factor separating normal and disabled readers (Share and Stanovich 1995); and it is equally important in learning to spell (Ehri and Wilce 1987; Treiman 1985, 1993). Phonemic awareness instruction is strongest when the sounds are presented with the symbols (Ball and Blachman 1991; Byrne and Fielding-Barnsley 1993, 1995; Hatcher, Hulme and Ellis 1994).

## Spalding Approach




In *The Spalding Method*, children are explicitly taught phoneme manipulation tasks such as isolating, segmenting, and blending phonemes, identifying beginning, ending, and medial sounds, and substituting phonemes in spoken words. Children are also taught the symbols that represent the speech sounds.

## Feature Recognition Research

Feature recognition is the ability to distinguish vertical, diagonal and horizontal lines, and curves. Research tells us the parts of the brain specialized for distinguishing lines and curves are activated by looking at print, although the reader may not be conscious of this (Farnham-Diggory 1992). Thus, shapes of letters are not remembered as holistic patterns; rather, the visual system analyzes each letter in accordance with these elementary features. Therefore, to be fluent at recognizing letters, students need to be familiar with the distinctive features of each letter (Adams 1990).

## Spalding Approach



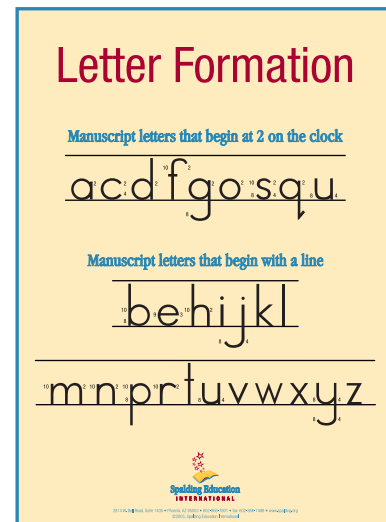
The six features used to write the 26 manuscript letters are taught and practiced in *The Spalding Method*.

## Letter Recognition Research

Letter recognition is the ability to group features into patterns, automatically recognizing letters as wholes. Previously, poor readers' errors with letter orientation were often considered signs of neurological dysfunction or immaturity. Yet, Adams (1990) notes:

*“Letter reversals seem to be merely a symptom of low print knowledge, rather than a cause of reading problems. Moreover, training children to attend to the relevant contrasts between letters has been shown to hasten their ability to recognize and distinguish between them.” (Adams 1990, 65).*

## The Spalding Approach



In *The Spalding Method*, explicit handwriting instruction in combining features into manuscript letters is followed by practice forming lower-case letters in daily written phonogram reviews. To assist recall, children explain which features are used to form each letter.

## Sound-Symbol Relationships (Decoding) Research

Research findings demonstrate that “the critical component of reading that must be taught is the relationship of print to speech.” (Fletcher and Lyon 1998, 57). Early and systematic emphasis on decoding leads to better achievement than late or more haphazard approaches (Adams 1990; Beck and Juel 1995; Chall 1996a). University of Michigan professor Dr. Keith Stanovich asserts that “direct instruction in alphabetic coding facilitates early reading instruction is one of the most well established conclusions in all of behavioral science” (Stanovich 1994, 285).

## The Spalding Approach



In *The Spalding Method*, teachers model, then coach children to simultaneously say and write the 70 common sound-symbol relationships (phonograms). From the beginning, teachers provide daily oral and written phonogram (sound-symbol) practice until automaticity is achieved.


## Spatial Placement Research

The spatial placement process enables the reader to recognize or anticipate where particular letters are likely to be located (Farnham-Diggory 1992). This knowledge enhances children's ability to spell and read. For example, they learn that the letter y most frequently occurs at the ends of words.

## The Spalding Approach




Children are taught to expect certain letters and letter combinations to occur in specific places and to differentiate the “legal” from “illegal” position of letters in print. For example, *ai*, *oi*, and *ui* do not occur at the end of English words.



## Vocabulary (Lexical Process) Research

Beginning in infancy, the brain stores the meaning of words, and word parts (prefixes, base words, and suffixes). The lexical process, which includes both understanding of vocabulary and the morphology of language, enables the listener or reader to access those meanings (Farnham-Diggory 1992).

## The Spalding Approach



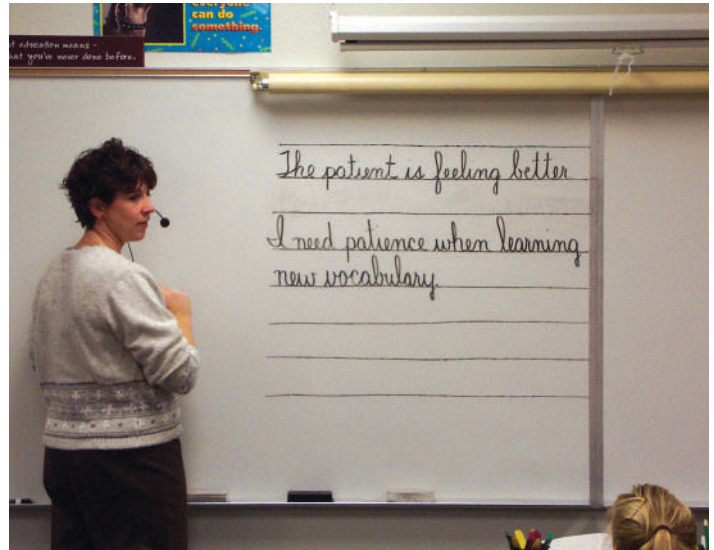
In *The Spalding Method*, high frequency words (the Extended Ayres Words list) are the foundation for vocabulary instruction. Children learn the meanings of these words as well as word parts. Vocabulary is extended through use of quality literature in the daily reading lessons and extensive independent reading.

## Sentence Structures (Syntactic Process) Research

When children arrive at school, they need direct instruction in the written structure of the English language, including parts of speech, word order, and rules of capitalization, punctuation, and grammar. In her book *Speech to Print*, Dr. Louisa Cook Moats (2000), Director of an Early Intervention NICHD-funded Project, states:

*"The teacher who understands language and how children are using it can give clear, accurate, and organized information about sounds, words, and sentences. The teacher who knows language will understand why students say and write the puzzling things that they do and will be able to judge what a particular student knows and needs to know about the printed word." (Moats 2000, 1).*

## The Spalding Approach



Teachers explain 29 language rules and expand children's knowledge of language structure and conventions in the writing lessons. Master teachers model and coach as children learn the attributes of simple, compound, and complex sentences and parts of speech.



## Text Comprehension (Semantic Process) Research

The NRP Report (2000) stated that text comprehension is enhanced when readers:

- Actively connect ideas in print to their prior knowledge and experiences;
- Construct mental representations;
- Use cognitive strategies; and
- Reason strategically when their comprehension breaks down.

The NRP noted that it is helpful for teachers to demonstrate such strategies until the students are able to carry them out independently.

## *The Spalding Approach*



Using *The Spalding Method*, children are explicitly taught five strategies for making meaning out of the text they read.

The five “mental actions” represent conscious processes to be used as tools by children when encountering each new reading experience. They include:

- Monitoring comprehension and the identification of unfamiliar words, phrases, or sentences;
- Making connections both within the text and with prior knowledge while reading;
- Making predictions based upon prior knowledge and details already gathered from text;
- Reformatting of text details to categorize information; and
- Summarizing information to confirm stated or derive implied main ideas.

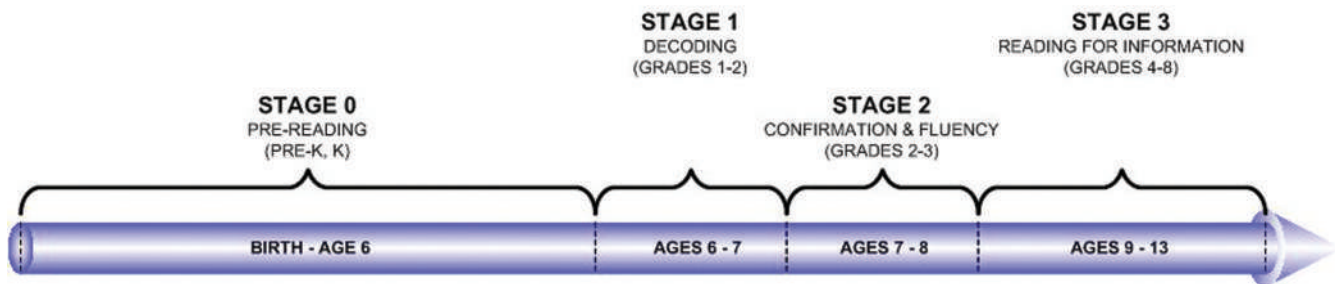
Children practice these cognitive strategies (mental actions) on narrative, informative, and informative-narrative print.

## Domain #2: Principles of Reading Development

The late Dr. Jeanne Chall (1983) observed that the facts of beginning reading fit a developmental rather than a single process. This suggests that readers are doing *different* things in relation to printed matter at each successive stage. Analysis of school results, laboratory experiments, and clinical findings indicate that the first task in learning to read is learning the relation between sounds and letters - decoding.

Teachers who know the developmental stages of reading are able to plan lessons that meet students' instructional needs at each stage. Chall identified four stages in the reading development process:

### The Chall stages of reading development



Chall notes that the ages or grade levels associated with each stage are *approximations* to identify where the instructional emphasis *typically* takes place. In many schools, Stage 1 begins in kindergarten.

## Chall Stage 0: Prereading

From birth to kindergarten, children develop three types of knowledge. First, they learn a basic vocabulary to describe persons, places, things, events, and procedures in their environment. They develop a range of knowledge (facts and concepts) about letters, words, books, and the world around them. During these years, children also develop communication skills. The foundation for all communication is the ability to describe people and events and the facts and concepts they have learned. Students who have traveled, been read to extensively, or have watched educational television, have an advantage. They have an extended vocabulary and quite a range of knowledge upon which to draw. Research has shown that the abilities, knowledge, and skills acquired during the Prereading Stage are substantially related to success with reading at Stage 1.

## Spalding Approach



Although the first 700 words in the Extended Ayres list are in the spoken vocabulary of most preschool children, *The Spalding Method* provides procedures for teaching the meaning and usage of unfamiliar words.

In kindergarten, appropriate oral sentence structure is modeled, and the conventions of written sentences are taught. Children's literature is read aloud and discussed to expand vocabulary, knowledge of facts and concepts, and increase communication skills. In this way, disadvantaged children or those who have great difficulty learning language are helped to keep up with classmates.

## Chall Stage 1: Decoding

The essential aspect of Stage 1 is learning the relationship between spoken sounds in words and the written symbols representing those sounds. Children learn to identify letters that represent speech sounds, to recognize differences between similar words (bun/bug) and to know when they have made a mistake. Experimental research has indicated that children go through phases in making oral reading errors (Biemiller 1970).

In the first phase, children make word substitutions that are semantically and syntactically correct. Next their errors have a graphic resemblance to the printed word. In the final phase, readers rely mostly on graphic exactness and somewhat on word meaning. Less skilled readers remain in the first phase, relying on word substitutions associated with meaning or a part of speech.

Good readers pass through these stages quickly. They do not skip words or rely on context to decode words; rather, eye movement studies show they see all the letters and read virtually every word (Foorman et al. 1997; Rieben and Perfetti 1991; Vellutino and Scanlon 1991; Vellutino, Scanlon, and Tanzman 1994).

## Spalding Approach



Children are directly taught to read and write 70 common phonograms (sounds-symbols) and to blend these phonograms into high frequency words. Daily oral and written phonogram reviews develop sound-symbol mastery. Reading the Extended Ayres list two ways (for spelling and for reading) helps children automatically decode these and other similar words when reading books.

In this stage, the primary focus is on decoding because it must be automatic before the instructional emphasis can shift to reading comprehension. Children cannot pay attention to more than one thing at a time. They cannot pay attention to meaning while struggling to decode words.

Even though decoding is the *primary* emphasis, children also are introduced to the attributes and elements of quality writing, the structure of different types of writing, and the use of comprehension mental actions while listening to stories read aloud. Listening comprehension skills transfer quickly to reading.

## Chall Stage 2: Confirmation and Fluency

Chall described Stage 2 as a consolidation of what is learned through reading familiar print and what is already known to the reader. By reading familiar stories, children can concentrate on the print because the content is known to them. This enables them to move beyond accuracy to fluency (automaticity.) During stages 1 and 2, most new information is still learned through listening, observing, and through the muscular (kinesthetic) sense because the instructional emphasis is on *learning* to read. *Emphasis* means that extra time is allotted to the skills that need to be mastered at this stage, however, it does not mean other skills are ignored.

## Spalding Approach



Children in Spalding classes are pretested at the beginning of grades 1 and above so teachers know where to begin instruction. Daily oral and written phonogram reviews and spelling dictation procedures, including reading words two ways, develop instant word recognition and fluent reading. Although the primary emphasis is still on mastery of decoding, instant word recognition, and fluency, instructional time is also spent on literary appreciation and listening comprehension.

### Chall Stage 3: Reading for Information

In Stages 1 and 2, children learn to connect speech to print. In Stage 3, they learn to connect print to ideas. Thus, the emphasis shifts from *learning to read* to *reading to learn*. At this stage children read for information. Chall pointed out that the importance of prior knowledge becomes apparent at this stage. What a student already knows is the most important element in what he or she is able to learn. In addition, children also need to learn a process for finding information in a paragraph, chapter, or book.

At the beginning of this stage, learning by reading is still less efficient than learning by listening and observing. But by eighth grade, the efficiency of reading should equal and begin to surpass the other means of gaining information.

### Spalding Approach

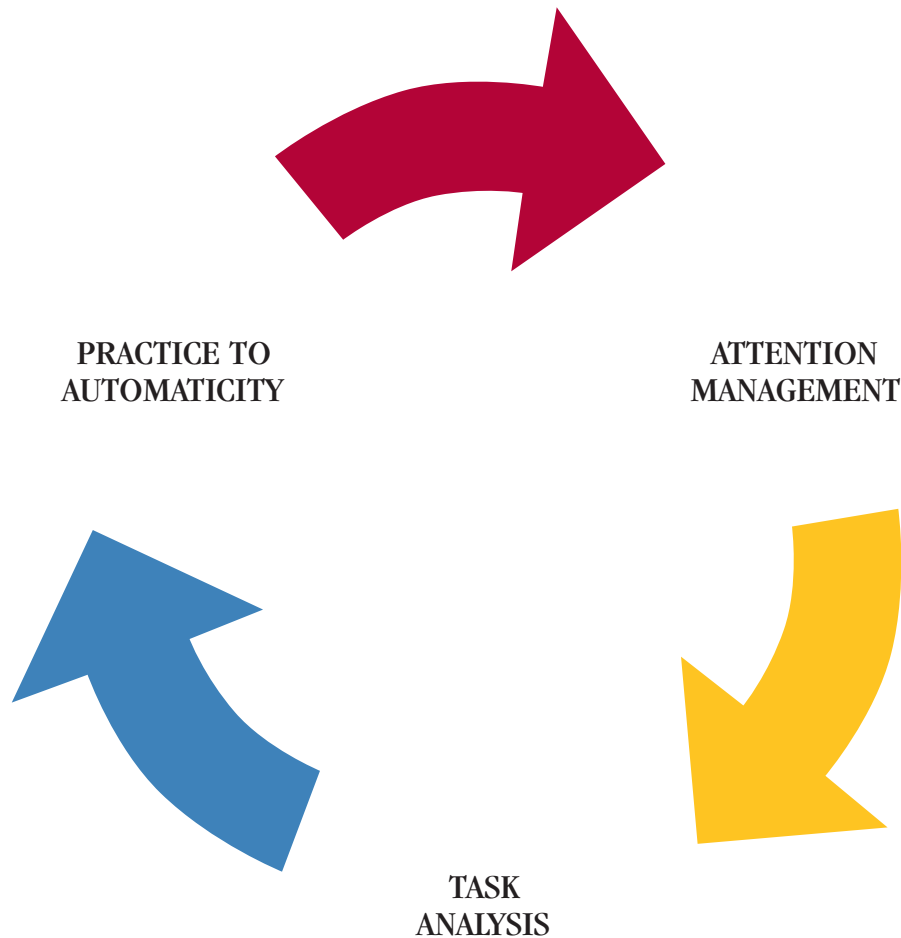
Second-grade and older children are pre-tested at the beginning of each grade to determine where to begin instruction. The *primary* instructional emphasis shifts from listening to reading comprehension.

Expository text structure is an important focus at this stage. Children are explicitly taught to use the five mental actions to comprehend text. They also learn basic research skills, e.g., note-taking to identify essential information to determine stated or implied main idea(s), and summarizing text.

## Domain #3: Principles of Skill Learning

Over the past hundred years, much research has been devoted to the development of *skill learning*. Scientific literature includes laboratory studies of every type of skill and studies of the development of each in everyday life - from athletes to business entrepreneurs. Farnham-Diggory (1992) notes:

*“Skill-acquisition in any field appears to include learning phases of three fundamental types: analysis, practice to the point of automaticity, and attention-management. When you learn a skill, you go in and out of these phases repeatedly... You cannot be in more than one of these learning phases at the same time... Each phase of skill learning has its own logical requirements, and they are not interchangeable.” (Farnham-Diggory 1992, 89).*



The following outlines each skill learning phase and how it is incorporated within *The Spalding Method* as explained by Dr. Farnham-Diggory:

## The Analytical Phase (Task Analysis)

During the analytical phase, children examine what is involved in the task, clarify, and connect new learning to what is already learned.

Effective teaching divides each new task into its parts. After each subtask has been sequenced, each is then taught directly.

Teachers have children analyze and explain the parts and how they fit together to promote concept and skill mastery.

## Spalding Approach



Children are taught to analyze each task. For example, during spelling lessons, they analyze the features of the alphabet letters, the sounds of spoken words, the phonogram to use when there are several possibilities, and the pronunciation of words when more than one pronunciation is possible.

During integrated spelling/writing lessons, children analyze the parts of speech and language rules and concepts. In composition lessons, they analyze their purpose for writing, their choice of a particular type of writing, and their use of the conventions of writing.

During reading lessons, children analyze the attributes of fine literature, the elements of narrative, informative, and informative-narrative writing, and their use of comprehension mental actions. With each of these analysis, children are required to explain their reasoning.



## Practice to the Point of Automaticity

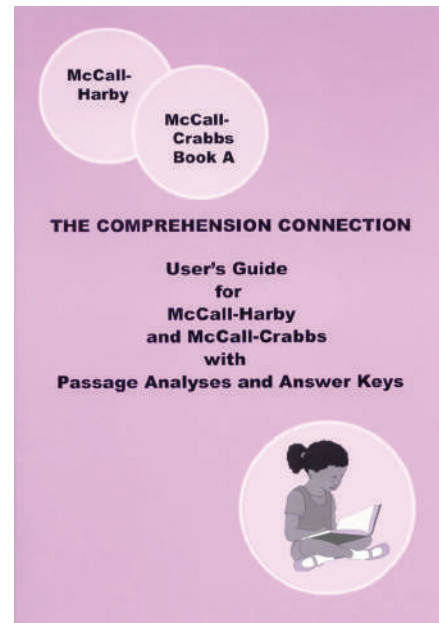
Farnham-Diggory noted that basic, or *first-order subskills*, must be automatic so that there is enough working memory available to focus on *second-* or *third-order subskills*. For this to occur, practice must be “well beyond the point where the action feels smooth and efficient” (Farnham-Diggory 1992, 92). Psychologists call this *overlearning*, and it involves actually programming a part of the brain called the *cerebellum* to carry out an action automatically.

Learning a routine to the point of automaticity involves perceptual information, motor actions, and knowledge. One example is the routine of signing one’s name. When first learning to write, he or she tries to remember letters and the rules for making them - jobs handled by other parts of the brain. As name-writing is practiced, features of individual letters are noticed first. With practice, the features are grouped and whole letters are *perceived*. With sufficient practice, a group of letters is perceived as a whole (e.g., one’s first name).

In the beginning, working and kinesthetic memory tell a child’s pencil to move up and around, back and forth; each *motor action* receives a separate command. With practice, all these *motor actions* for writing his or her name are activated with a single command. In the process of automating an activity, control shifts from the cortex to the cerebellum. When name-writing is automated, a child can sign his or her name while talking to a friend; however, it is difficult for him or her to start in the middle or recover if interrupted, and extremely difficult to change one’s signature once fully learned.

At the beginning of learning a new task, practice is short but frequent to achieve accurate performance; however, practice must be *distributed* over time to achieve automaticity (overlearning).

## Spalding Approach



In spelling lessons, children review new phonograms daily until they can say and write them automatically. They read Ayres words two ways until they can read them fluently and spell them accurately.

In integrated spelling/writing lessons, children compose oral (then written) sentences that demonstrate their understanding of *unfamiliar* words. They compose sentences that demonstrate knowledge of the attributes of simple (later compound, complex) sentences. In composition lessons, children write related sentences, then informative-narrative (then informative, finally narrative) paragraphs that include the elements of each type of writing and that demonstrate the attributes of paragraphs (Chapter 2).

In reading lessons, children read aloud daily to develop fluency, identify attributes of quality literature, identify elements of narratives (then informatives, finally informative-narratives), and use and label three (then five) mental actions while listening to or reading *McCall-Harby* and/or *McCall-Crabbs* paragraphs. In Spalding spelling, writing, and reading lessons, children have extensive practice of perceptual, motor, and knowledge routines. Practice is distributed in time over all three lesson types to move beyond accuracy toward automaticity.

## Attention Management

When routines become automated, space becomes available in working memory to choose among them. How these choices are made is an important part of learning any skill. Farnham-Diggory (1992) explains:

*“In general, attention-management involves the construction of higher-order timesharing programs. . . The attention-management program says, in effect “When this-and-this happens, switch your attention here. When that-and-that happens, switch your attention there.” Learning to construct these higher-order timesharing programs is essential to skill development.” (Farnham-Diggory 1992, 94).*

Since attention *can* be focused on only one task at a time, students develop attention control by actively participating in each part of the lesson.

## Spalding Approach



Child-teacher interaction takes place in every Spalding lesson. In spelling lessons, children respond in unison during oral and written phonogram reviews and spelling dictation, and all children write phonograms and spelling words. In the integrated spelling/writing lessons, children participate in group discussions about parts of speech and compose oral (then written) sentences. In composition lessons, children discuss related sentences and the writing process. They compose group, then individual paragraphs of the three basic text types. In reading lessons, children discuss attributes and elements of literature, read in unison and independently, answer questions, and use mental actions while listening or reading.

Part of attention management is teaching children to switch focus from one task to another. For example, in spelling lessons, children focus on reading individual sounds or syllables when reading for spelling, and then switch attention to recognizing whole words when reading.

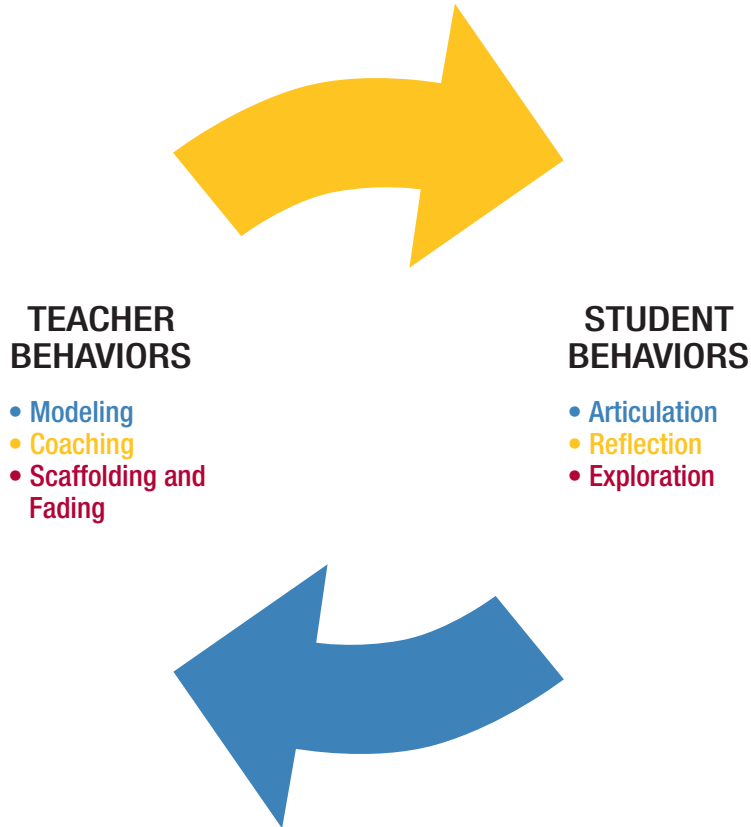
In integrated spelling/writing lessons, children focus on demonstrating the meaning of an unfamiliar word, then switch attention to checking their use of English conventions (e.g., capitalization, punctuation). In composition lessons, they switch attention from composing, to revising for content, and finally, to editing.

In reading lessons, children switch attention to decoding when they encounter an unfamiliar word, then reread the entire sentence to focus again on comprehension.

## Domain #4: Principles of Effective Instruction

A successful model of instruction takes into consideration the nature of learning, how curricula should be organized, how classrooms should be managed, and what constitutes achievement. Dr. Allan Collins and his colleagues developed a *cognitive apprenticeship* model that provides an *integrated* theory of education. This highly effective instructional delivery system involves students in every lesson; makes lessons more meaningful; and develops students' critical thinking skills.

*"The...six teaching methods fall roughly into three groups: the first three (modeling, coaching, and scaffolding) are the core of cognitive apprenticeship, designed to help students acquire an integrated set of cognitive and metacognitive skills through processes of observation and of guided and supported practice. The next two (articulation and reflection) are methods designed to help students both to focus their observations of expert problem solving and to gain conscious access to (and control of) their own problem solving strategies. The final method (exploration) is aimed at encouraging learner autonomy not only in carrying out expert problem solving processes, but also in defining or formulating the problems to be solved." (Collins et. al., 1989, p. 481).*



The following further details each of the six Collins-based principles of instruction incorporated within *The Spalding Method*:

## Modeling

Collins notes that when modeling, an expert carries out a task “so that students can observe and build a conceptual model of the processes that are required to accomplish the task” (Collins et al. 1989, 22). This holds true for tasks that are concrete and observable as well as cognitive tasks such as reasoning, problem solving, knowledge retrieval, and decision-making. It is the teacher’s job to make these tasks visible by thinking out loud.

## Spalding Approach



During spelling lessons, teachers model precise formation of features, letters, phonograms, and each word in spelling dictation. During integrated/spelling writing lessons, teachers model composing sentences that demonstrate correct meaning and usage of unfamiliar or difficult spelling words. In composition lessons, teachers model thinking out loud while composing paragraphs of each text type. For literary appreciation lessons, teachers model thinking out loud while identifying and explaining each attribute of literature and the elements of each type of writing. For listening (then reading) comprehension lessons, they model use of five mental actions.

## Coaching

As soon as children attempt the task, the transition from modeling to coaching begins. When coaching, the teacher guides, prompts, and provides feedback as the student performs a task, or part of one. The goal is to bring the performance of the novice closer to that of the expert. During the coaching phase, the teacher guides and supervises practice to the point of automaticity. The teacher provides specific feedback, telling students exactly where they departed from the model.

## Spalding Approach



After the teacher provides one or more clear, specific models of each new skill, coaching begins.

In spelling lessons, during oral phonogram reviews, teachers say the sounds correctly as soon as a phonogram is mispronounced. During written phonogram reviews, they initially show each phonogram immediately after children write it so errors can be corrected quickly. As children's accuracy improves, teachers use delayed feedback.

In integrated spelling/writing lessons, teachers prompt as children compose oral sentences by giving additional examples and by providing specific, immediate feedback when grammar or word sequence is incorrect. In composition lessons, they guide as children use the writing process.

In reading lessons, teachers guide as children identify examples of descriptive language, help children articulate their reasons for word choices and provide immediate feedback. In text structure lessons, they coach as children determine text type. For conscious use of mental actions, they guide as children think out loud and name the mental action used.

## Scaffolding and Fading

In instructional terms, a scaffold is a support system. When scaffolding, the teacher provides support because novice learners are not yet able to independently perform the task.

The difference between coaching and scaffolding is in degree. During the coaching phase, the new skill is not yet in long-term memory so most children need help most of the time. When the majority of children can accurately perform all or part of a skill, teachers fade (withdraw support).

Fading occurs when the majority of children know the content and can apply their knowledge independently. The amount of practice required to reach this point varies significantly.

## Spalding Approach



In spelling lessons, teachers can usually fade quickly on single-sound consonants and easy multi-letter phonograms, but they scaffold on multi-sound consonants, vowels, and difficult multi-letter phonograms until mastery is achieved. They fade on easy words and syllables but scaffold when words or syllables have difficult phonograms or more than one spelling is possible.

In integrated spelling/writing lessons, teachers can usually fade quickly with simple sentences but scaffold for compound and complex sentences. In composition lessons, they fade on composing related sentences but scaffold on using the writing process to compose three types of writing.

In reading lessons, teachers can fade as soon as children identify descriptive words accurately, but scaffold all year on difficult concepts. In text structure lessons, they fade as soon as students can identify clear examples, but scaffold all year on more difficult passages. Teachers may fade quite quickly on the first three mental actions, but continue to provide support identifying implied main ideas.

## Articulation

Students verbalize the principles, rules, or situations underlying knowledge use. This process can take place through dialogues, critiques, or summaries. It is well-known in learning theory that verbalization aids transfer to new situations. As children put their understanding into words, they learn to generalize more efficiently and to discover principles they did not understand before.

## Spalding Approach



In spelling lessons, students explain formation of individual letters and how language rules apply to spelling words. In integrated spelling/writing lessons, they explain the attributes to *simple* (then compound, complex) sentences. In composition lessons, students decide the type of writing and identify the elements to include. In reading lessons, they explain the attributes and elements of literature and the five mental actions.

## Reflection

Reflection involves comparing one's own performance on motor tasks, problem solving skills, and thinking processes to those of another. The learner tries to identify key principles and features. This instructional technique frequently utilizes technology that replays students' performance and permits what Collins et. al. (1987) term *abstracted replay*. Children's reflections become more detailed as they become more adept at self-analysis.

## Spalding Approach

Spelling Test			Rule Application
got	blow	fall	r.17
miss	sing	nice	you double
tree	block	free	s-f-l
foot	spring	end	at the
sick	sang	lake	end of
feet	river	went	the
ride	song	page	word.
north	winter	lace	
white	plant	back	
spent	cut	stone	

In spelling lessons, children compare their letter formation over time, their handwriting in new and previously written notebook sections, and reflect on how knowing the rules improves their spelling and reading. In writing lessons, they reflect on their daily performance composing sentences and then paragraphs. In reading lessons, children reflect on books they have read and how knowledge of text structure and use of mental actions assists comprehension.



## Exploration

Finally, after students have received direct instruction and sufficient practice, they are pushed into applying their new skills to new domains. They must figure out *how* and *when* their skills are relevant, and also must take ownership of the outcomes. Farnham-Diggory stated that:

*“Instructionally, a Spalding teacher has been trained to model her own analytical processes; she is trained to coach rather than didactically preach; and she is trained in techniques of scaffolding. The whole curriculum is, in effect, a giant scaffold. It provides a supporting structure for dealing with print. Articulation of principles is consistently demanded of students. They must always explain and justify their reasoning. Reflection is embodied in the marking system - the simple but very effective system for annotating parts of words that exemplify rules... Exploration is assured through the program’s emphasis on literature.” (Farnham-Diggory 1987, 13-14).*

## Spalding Approach



Children apply decoding skills to reading independently. They apply their knowledge of phonograms, spelling rules, and attributes of sentences to compose sentences and later to compose paragraphs of the three types of texts. They apply the five mental actions to comprehending library books and content area texts.

# Documented Results Using *The Spalding Method*

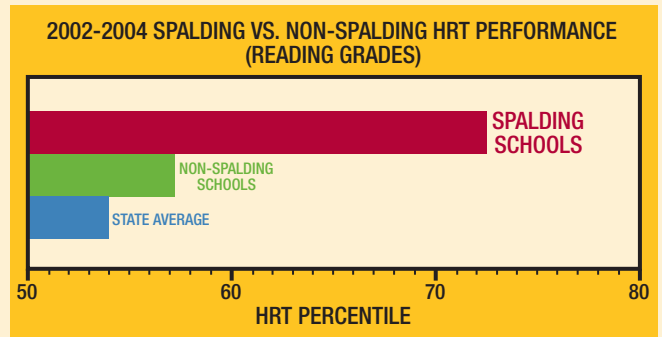
## About the Study...

1. Over the past two decades, SEI has conducted an informal longitudinal study of norm-referenced testing data within the state of Arizona and is currently engaged in prospective research to evaluate the effectiveness of the Spalding program. Each year, language arts performance at Spalding schools is compared with national, state, and district averages where *The Writing Road to Reading* is used as a primary reading program.

In order to qualify as a Spalding School, the language arts staff must have completed 90 hours of instruction within Spalding's Professional Development Program (SPDP). This course meets the requirements of the *No Child Left Behind Act* (NCLB) as a high quality professional development experience rather than a one-day or short-term workshop. In addition, each grade level must have at least one Spalding Certified Teacher.

## About the Results...

- During the 2002-04 academic years, Spalding Schools outperformed local district and state scores by significant margins (roughly 16 percentile points or approximately 30% better than their local district counterparts). Three Spalding Schools were the top performing of the state's 1130 public and charter schools.



## About the Study...

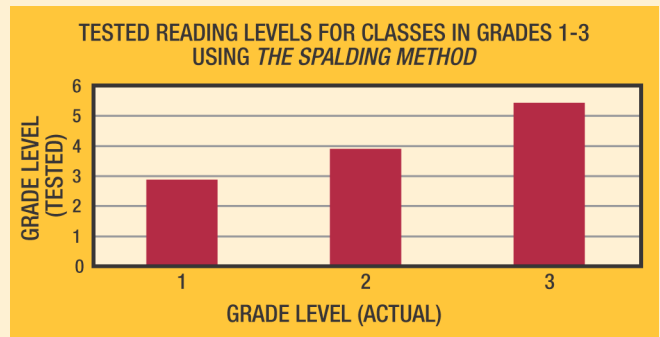
2. In his text *Approaches to Beginning Reading* (1984), Dr. Robert Aukerman validated *The Spalding Method*. He investigated and described over 100 different approaches to beginning reading. Aukerman devoted ten pages to *The Spalding Method*, citing national test scores from Spalding schools in twelve states. He stated:

*“A rather significant and up to date body of data has been assembled showing the indisputable success that many schools are enjoying with The Spalding Method. ... The data cover scores on standardized achievement tests in reading reported by the schools for children of a wide range of backgrounds and intelligence. **Moreover, they are from a representative sampling of small and large schools, public, parochial, and private (Arizona, California, Hawaii, Idaho, Illinois, New Hampshire, Texas, and Virginia.** It should be noted, also, that the class sizes range all the way from a small class of only eight students to the large classes of 50 or more. In all, 20 schools of varied types and localities are represented with more than 120 different teachers. (Aukerman 1984, 541). The Spalding Method was observed in several Honolulu schools in 1967 and again in 1982. In January, for example, in a first grade class the children were reading at an almost unbelievable level of comprehension, voice inflection, and knowledge of word attack.*

*Scores that are consistently far beyond the national norms and testimonials of gains made by illiterate adults, new arrivals from the rim of the Pacific, learning disabled children, and others who had not previously learned to read in regular classrooms using standard means should be proof enough of the effectiveness of *The Writing Road to Reading*.” (Aukerman, 1984, 545-546).*

## About the Results...

- The average grade level score of the 13 first grades in his sample was 2.95; of the 14 second grades, 3.99; and of the 10 third grades 5.41.



## About the Study...

3. Two longitudinal studies involving *The Spalding Method* were reported in Clinical Studies of Multi-sensory Structured Language Education for Students with Dyslexia and Related Disorders. The first set of findings evaluated the effects of Spalding language arts instruction on special education students in a resource room setting in the **El Paso (TX) Independent School District**. The primary purpose of this longitudinal study was to quantify students' growth using *The Spalding Method*. During the third year, over 500 boys and girls in grades one through eight who met the Texas Education Agency eligibility criteria for a handicapping condition were studied.

The second study cited involved a seven-year longitudinal investigation of the use of *The Spalding Method* with the entire special education population at **Middletown (DE) High School** to determine whether high school is too late to improve the literacy skills of low-performing students.

## About the Results...

- In both studies, students made statistically significant gains in reading, writing, and spelling as assessed by the Brigance Diagnostic Comprehensive Inventory of Basic Skills, a written composition, and the Morrison-McCall Spelling Scale (North 1995).
- Statistical analysis of pre- and post- achievement test scores for 111 Middletown High School students demonstrated significant improvements in word recognition, passage comprehension, and spelling (0.0001 level). Convincing evidence was found that, with appropriate instruction, literacy skills of most special education students can be improved even in high school (Hoerl and Koons 1995).

## About the Study...

4. **The Peoria (AZ) Unified School District**, which in the early 1980s was experiencing standardized achievement test scores at or below 50 percentile rank, designed a pilot study to compare the effectiveness of *The Spalding Method* with the district's adopted program. Kindergarten through third-grade classes were matched in five schools: one high, two middle, and two Title 1 schools. Mrs. Spalding trained the 20 pilot teachers.

The pilot project was extended into grades 4 through 8 as a spelling program in 1986. Matched-classes compared Spalding with a commercial spelling program.

## About the Results...

- By the end of the 1985-86 pilot year, Peoria Spalding class percentile rank scores for reading comprehension ranged from the upper 80s to the high 90s on the state-adopted norm-reference high stakes test (ITBS). Scores for the control classes remained at or below 50 percentile rank. The district's Governing Board adopted Spalding for kindergarten through third-grade in 1986. A decline in learning disability resource room populations was noted after classroom instruction incorporated *The Spalding Method*.
- After the pilot's extension, spelling scores for grades 4 through 8, measured on the ITBS in April of the 1987-1988 pilot year, demonstrated that Spalding-trained students had a five percentile rank advantage over non-Spalding trained students. Statistical analysis was done by a researcher at Arizona State University. The Governing Board subsequently adopted Spalding for spelling in Grades four through eight in 1988 (Peoria's achievement test scores for the period 1986 to 1991 are available at the SEI office). Results of this and other pilot studies were reported in the *Annals of Dyslexia* (North 1991) published by the Orton Dyslexia Society (now International Dyslexia Association), a peer-reviewed journal.

## About the Study...

5. **The Gallego School in Tucson, Arizona** has been a “Spalding school” since 1983. Almost 90% of the students at the school are minorities and over 60% receive free or reduced-price lunch. The program was organized there by court order after a group of parents requested the implementation of a phonics-based program to help their children learn to speak and read English. The *Tucson Citizen* reported that a majority of these students could not speak, write, or read English at the beginning of first grade.
6. Spalding has also been shown to be effective with at-risk students in a quasi- experimental study conducted by the **Tasmanian Office of Education (Australia)** in 1999 at the Youngtown Primary School with a population of at-risk students in grades 1 and 2 (including those suffering from ADD and dyslexia).

## About the Results...

- After five months of Spalding instruction during the program’s inception year, first grade students were reading at the 3.9 grade level. Grade 3 reading proficiency in this predominately disadvantaged school continues to be observed in the 80-85 percentile range as measured on the Arizona Instrument to Measure Standards (AIMS).
- Students showed significant progress on three assessments: In eight teaching months, grade 1 students made 12 months, 14 months, and 16 months progress on the Morrison-McCall Spelling Test, Wadding Bray, and South Australian Spelling Test, respectively. Grade 2 progress in eight teaching months was measured at 14, 10, and 19 months on these assessments.

## Citations of *The Spalding Method* within Scholarly Works

- Aaron, P. G., & Joshi, R. M. (1992). *Reading Problems, Consultation and Remediation*. (130-132). New York: The Guilford Press.
- Aukerman, R. (1984). *Approaches to Beginning Reading*. (pp. 535-546) New York: John Wiley and Sons.
- Farnham-Diggory, S. (1990). *Schooling*. (pp. 124-131) Cambridge: Harvard University Press.
- Farnham-Diggory, S. (1992). *Cognitive Processes in Education*. 2nd Ed. (pp. 298-310) New York: Harper Collins Publishers Inc.
- Hall, S. L. and Moats, L. C. (1999). *Straight Talk About Reading*. (pp. 302-308) Chicago: Contemporary Books.
- McEwan, E. K. (1998). *The Principal's Guide to Raising Reading Achievement*. (pp. 62-63). Corwin Press, Inc.
- McIntyre, C. W. and Pickering, J. S. (1995). *Clinical Studies of Multi-sensory Structured Language Education for Students with Dyslexia and Related Disorders*. (pp. 215-230) Salem, OR: International Multisensory Language Education Council.
- Moore, S. (1996). *Value Added: Literacy, Civics and Ethics in Schools*. (pp. 11-26) Institute of Public Affairs, Victoria, Australia.
- Mosse, Hilde L., M.D., (1982). *The Complete Handbook of Children's Reading Disorders. A Critical Evaluation of their Clinical, Educational and Social Dimensions. Vol. 1*. (pp. 75, 82, 93, 102, 114, 122-123, 138-139, 185, 191-209, 231, 275). New York: Human Sciences Press, Inc.
- Norsworthy, S. (1999). "The Spalding Writing Road to Reading" in the *Australian Journal of Learning Disabilities*, Vol. 4, Number 3 (pp. 21-26) Australian Resource Educator's Association Publication No. VBP 1929. Parkville, Victoria: University of Melbourne.
- North, M. E. (1992). "The Writing Road to Reading: From Theory to Practice." *Annals of Dyslexia*, Vol. 42. Baltimore: The Orton Dyslexia Society.
- Savage, John F (2004). *Sound it Out! Phonics in a Comprehensive Reading Program*. McGraw-Hill Higher Education.
- Spafford, C. S. and Grosser, G. S. (1996). *Dyslexia Research and Resource Guide*. (pp. 105-106). Boston: Allyn and Bacon.

## Testimonials of Success with *The Spalding Method*

*“Romalda Spalding’s The Writing Road to Reading is a total Language Arts method that captures all the richness and variety of the English language. For forty years classroom teachers across America have found that it works . . . I enthusiastically endorse The Spalding Method because I know that if it were taught in every classroom, illiteracy would vanish.”*

Robert Sweet  
Professional Staff Member  
Committee on Education and the Workforce  
United States Congress

*“The strength of The Spalding Method is that children quickly learn the mechanics of reading, freeing them to enjoy the benefits of good literature at an early age. Spalding is effective because its principles and methods of instruction are well grounded in reading research.”*

Sylvia Richardson, M.D., L.L.D.  
Distinguished Professor of Communication Sciences and Disorders,  
Clinical Professor of Pediatrics, Emerita  
University of South Florida, Tampa, Florida

*“The Spalding Method is ideal for mainstream or learning disabled students because it is based on knowledge of how the brain works and on sound educational principles. Spalding gives students essential information about phonics and provides the comprehension strategies needed for proficient reading. Multi-sensory techniques are used to deliver comprehensive instruction in listening, speaking, spelling, reading and writing. Thinking skills are developed in each lesson so students can meet new challenges with confidence. As one delighted student proudly wrote, “There is nothing I am unable to do!”*

Carol Margeson, Ph.D.  
Clinical Psychologist  
Sydney, Australia

*“The Spalding Method was indispensable to me in home schooling my four children over the last thirteen years. Simple and precise instruction in reading and writing the sounds of the alphabet paved the way for early fluent reading as well as accurate spelling and good penmanship. Guided practice in reading for content as well as reading for pleasure prepares students for comprehending even the most difficult material. Intensive student-teacher interaction makes The Spalding Method excellent for the home environment. I highly recommend The Writing Road to Reading to any parent seeking a meaningful and successful home-schooling experience.”*

Sim Gregory  
Home School Mother  
Newcastle, Maine

*“The language arts are considered foundational and paramount to all of the many academic skills taught at Fort Casper Academy. The Spalding Method is a structured, thorough and consistent way for students to learn all the language skills. As a result, student proficiency in reading, writing, spelling and comprehension has risen dramatically. Parents are excited about the growth they see in their children’s reading skills, and teachers are appreciative of the precise training available through Spalding Education International.”*

Norm Carrell, Former Principal  
Fort Caspar Academy  
Casper, Wyoming



*"I truly credit The Spalding Method with my success as a reading teacher of both regular and special education students. Not one of my Masters' courses in Learning Disabilities was able to help me teach my struggling readers what they most wanted to know how to read. My students' new found joy in reading for pleasure inspired me to learn all I could about this wonderful method and share it with as many others as possible."*

Eileen Oliver  
Teacher of the Year 2001  
Special Reading Teacher  
St. Charles Parish School  
Boutte, Louisiana

*"The Spalding Method has been a godsend for my ESL students. Many of them come to me with "labels," but I quickly discover that their only problem is they have not been taught the alphabetic code. It is also delightful to observe the progress made by average and above average ESL students who have lacked success, but find it through Spalding. Spalding empowers students!"*

Bertha Zapata  
ESL Teacher  
Broward Elementary School  
Tampa, Florida

*"As superintendent of Village Christian Schools, a coeducational K–12 day school with a total enrollment of 1950 students, I consider it a professional privilege to offer my strong endorsement of The Spalding Method. Over the past seven years, our standardized test scores have risen dramatically. However, the greatest gains have been in areas not covered by testing. Teacher enthusiasm, student self-esteem and parent support for our school have all increased significantly. Our enrollment is roughly 30% minority, 5% to 8% have a variety of learning problems, and we have many families who do not speak English at home and many students could qualify for the free and reduced lunch program. Thanks to Spalding, our students now do things in October that they were not doing until April. Would I consider changing to a different approach? Only if I were to find something more effective. To date, neither our faculty nor I have found anything more successful than this true multi-sensory, complete language arts program."*

Ronald G. Sipus, Ph.D.  
Superintendent  
Village Christian Schools  
Sun Valley, California

*"The Spalding Method of teaching precise speech, legible handwriting, correct spelling, and fluent, accurate reading has done more to provide continuity and consistency for our entire curriculum than any other factor. It provides security for those who learn more slowly while allowing others to progress rapidly. No program can compete with its effectiveness and economy. Our twenty-two years of Spalding has produced tremendous results by any standard of comparison and has led to the establishment of four Ben Franklin Schools based on The Spalding Method."*

H. Marc Mason,  
Former Principal,  
Benjamin Franklin Elementary School  
Mesa, Arizona

For more information about Spalding products and services, contact:



2814 W. Bell Road, Suite 1405 • Phoenix, AZ 85053  
602-866-7801 • fax: 602-866-7488 • [www.spalding.org](http://www.spalding.org)

©2005, Spalding Education International