

Aprendiendo con Maestras KerenSa y Betty



Mueve un pez al salón para ponerte en la zona verde.

Move a fish into the classroom to put yourself into the green zone.



Tienes el poder, ve al siguiente diapositiva mientras esperas por los demás entrar.

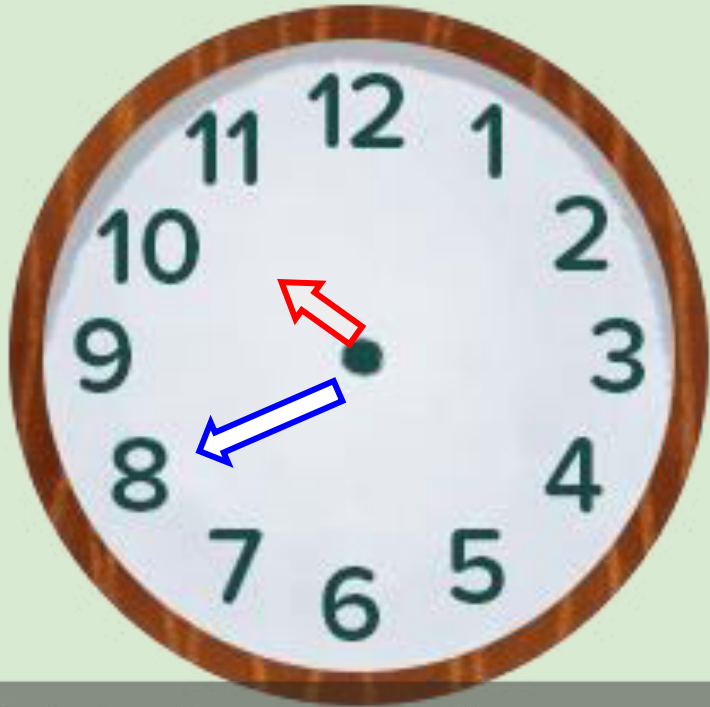


You have student control, go to the next slide while you wait for others to sign on.

Students, drag the icons!



?:??

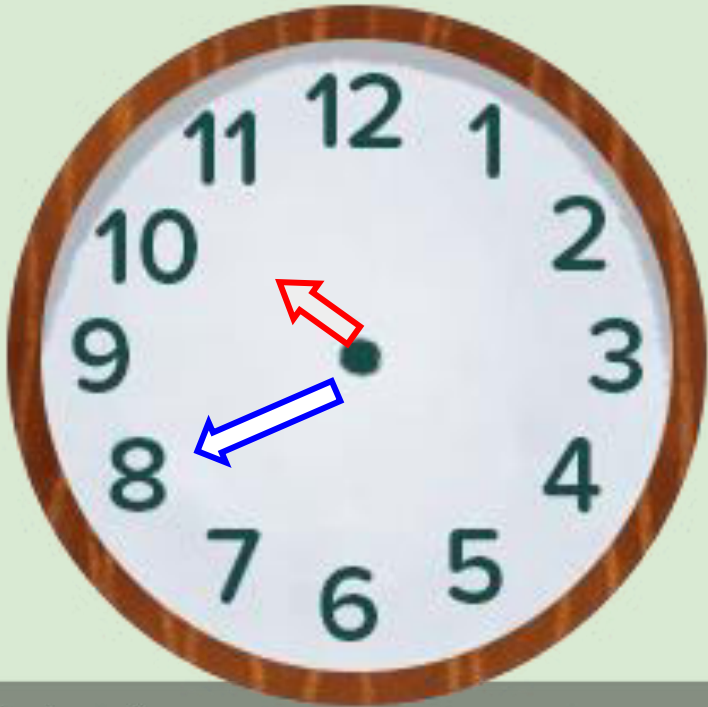


¿Qué hora es?



Students, write your response!

10:40



Students browse: www.youtube.com/watch?v=x0azH56EjKQ

Pear Deck Interactive Slide
Do not remove this bar

?:??

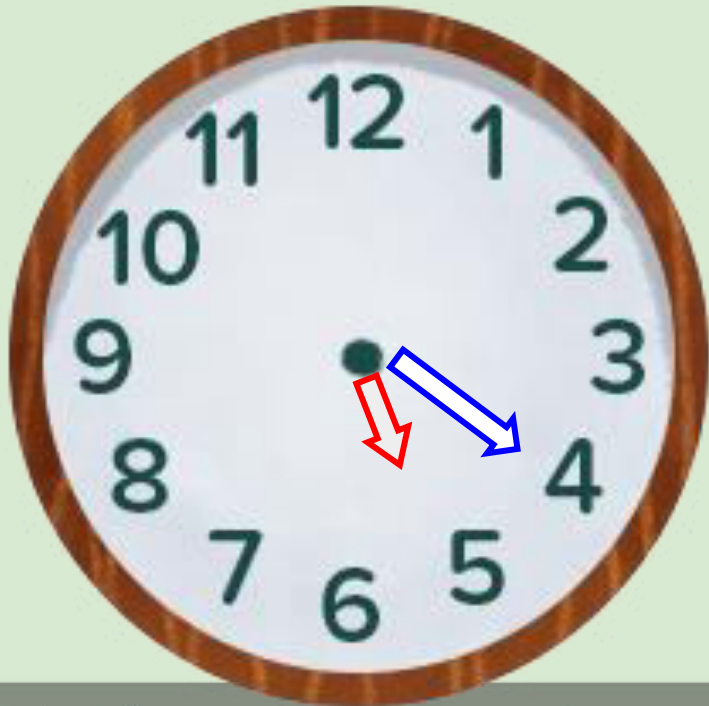


¿Qué hora es?



Students, write your response!

5:20



Students browse: www.youtube.com/watch?v=FUsYV2paXIQ

Pear Deck Interactive Slide
Do not remove this bar

Resuelve el Problema

$$\begin{array}{r} 134 \\ + 497 \\ \hline \end{array}$$



Students, draw anywhere on this slide!

Resuelve el Problema

$$\begin{array}{r} 154 \\ + 748 \\ \hline \end{array}$$



Students, draw anywhere on this slide!

Resuelve el Problema

$$\begin{array}{r} 772 \\ - 368 \\ \hline \end{array}$$



Students, draw anywhere on this slide!

Resuelve el Problema

$$\begin{array}{r} 212 \\ - 164 \\ \hline \end{array}$$



Students, draw anywhere on this slide!

Termina la oración con la conjugación correcta

Los estudiantes _____ respetuosamente
(caminar)
en el pasillo.



Students, draw anywhere on this slide!

Pear Deck Interactive Slide
Do not remove this bar

Aprendiendo con Maestras KerenSa y Betty

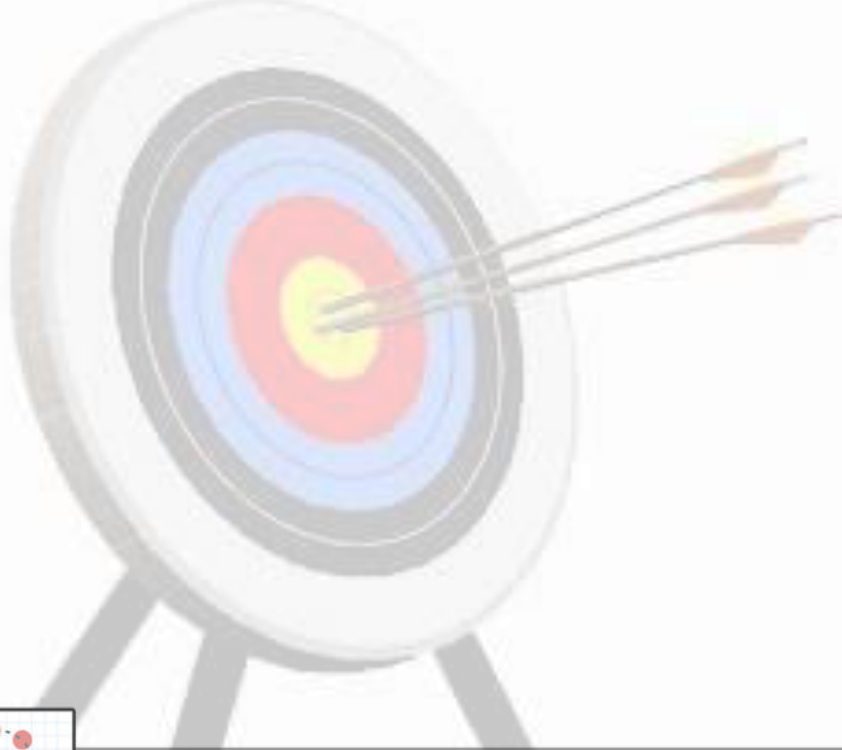


Mueve un pez al salón para ponerte en la zona verde.

Move a fish into the classroom to put yourself into the green zone.



Objetivo de aprendizaje:




Students, drag the icons!

















¿Cuál es mi nivel de participación? What's my level of engagement?

Audio Included

Distrayendo /Disrupting	Evitando /Avoiding	Retirándose /Withdrawing	Participando / Participating	Invirtiendo /Investing	Avanzando /Driving
<p>Distracting others Distrayendo a los demás.</p> <p>Disrupting the learning Interrumpiendo el aprendizaje</p>	<p>Looking for ways to avoid work Buscando maneras de evitar trabajar</p> <p>Off-task behavior Comportamiento no enfocado</p>	<p>Being distracted Estar distraído</p> <p>Physically separating from the group Apartarse físicamente del grupo</p>	<p>Doing work Haciendo el trabajo</p> <p>Paying attention Prestando atención</p> <p>Responding to questions Contestando preguntas</p>	<p>Trying hard things Intentando cosas difíciles</p> <p>Asking questions Haciendo preguntas</p> <p>Feeling like what you are learning is important Sentir que lo que estás aprendiendo es importante</p>	<p>Setting goals Fijando metas</p> <p>Seeking feedback Obteniendo información</p> <p>Self-assessment Autoevaluación</p>
					



Students, drag the icon!



Pear Deck Interactive Slide
Do not remove this bar

Objetivo de aprendizaje:

Puedo identificar personajes, ambiente, problema y solución. Sé el significado de algunos modismos.

I can identify characters, setting, problem, and solution. I know the meaning of some idioms.

SM1	SM2	Reading Literature
		English Key Ideas and Details
		Spanish Key Ideas and Details
	RL.4.1	I can refer to details and examples in the text to explain what the text says explicitly and when drawing inferences.
	RL.4.2	I can use details from a story, drama or poem to determine the theme and can summarize the text.
	RL.4.3	I can use specific details from a story or drama to describe a character, setting or event in depth.



Students, drag the icons!



Puedo identificar personajes, ambiente, problema y solución.
Sé el significado de algunos modismos.

I can identify characters, setting, problem, and solution. I know the meaning of
Some idioms.



SM1	SM2	Reading Literature
		English Key Ideas and Details
		Spanish Key Ideas and Details
	RL.4.1	I can refer to details and examples in the text to explain what the text says explicitly and when drawing inferences.
	RL.4.2	I can use details from a story, drama or poem to determine the theme and can summarize the text.
	RL.4.3	I can use specific details from a story or drama to describe a character, setting or event in depth.

Students, drag the icon!