



Skills  
&  
Competencies



Picture  
Gallery



Biography



# Sally Smith Sample Portfolio

CO  
SM  
ET  
OL  
O  
GY

CO  
SM  
ET  
OL  
O  
GY



100 Sally's Lane  
Upton, Ma 02158

Email: [SSmith@verizon.net](mailto:SSmith@verizon.net)  
Phone: 508-555-8877

Blackstone Valley  
Tech High School

HOME



Skills  
&  
Competencies



Picture  
Gallery



Biography

100 Sally's Lane  
Upton, Ma 02158

Email: [SSmith@verizon.net](mailto:SSmith@verizon.net)  
Phone: 508-555-8877

Blackstone Valley  
Tech High School

# COSMETOLOGY SKILLS & COMPETENCIES



WET HAIRSTYLING



HISTORICAL DESIGN



THERMAL  
HAIRSTYLING



NAILS



SKIN CARE



HAIRCOLORING



UP-STYLING



PERMANENT  
WAVING



HAIRCUTTING



HAIR RELAXING



CREATIVE  
DESIGNING



ENTREPRENUERSHIP

HOME



Skills  
&  
Competencies



Picture  
Gallery



Biography

100 Sally's Lane  
Upton, Ma 02158

Email: [SSmith@verizon.net](mailto:SSmith@verizon.net)  
Phone: 508-555-8877

Blackstone Valley  
Tech High School

# BIOGRAPHY



COVER LETTER



RESUME



AWARDS & DISTINCTIONS



LICENSES & CERTIFICATIONS



RECOMMENDATIONS  
& COMMENDATIONS



CAREER PLAN

# WET HAIRSTYLING

- VTE STANDARDS: 2.J Demonstrate wet hairstyling procedures
- ACADEMIC INTERGRATION: 3.A English Language Arts, 3.C Science and Engineering/Technology

## Finger-Waving



BACK

SKILLS  
&  
COMP

NEXT



# WET HAIRSTYLING

- VTE STANDARDS: 2.J Demonstrate wet hairstyling procedures
- ACADEMIC INTERGRATION: 3.A English Language Arts, 3.C Science and Engineering/Technology

## Pin-Curls



PICTURE OF PIN CURL SET



PICTURE OF COMB-OUT OF  
PIN CURL SET

[BACK](#)

[SKILLS  
&  
COMP](#)

[NEXT](#)

# WET HAIRSTYLING

- VTE STANDARDS: 2.J Demonstrate wet hairstyling procedures
- ACADEMIC INTEGRATION: 3.A English Language Arts, 3.C Science and Engineering/Technology

## Roller Set 1

Picture of roller set 1

Picture of comb-out of  
roller set 1

BACK

SKILLS  
&  
COMP

NEXT

# WET HAIRSTYLING

- VTE STANDARDS: 2.J Demonstrate wet hairstyling procedures
- ACADEMIC INTERGRATION: 3.A English Language Arts, 3.C Science and Engineering/Technology

## Roller Set 2

Picture of roller set 2

Picture of comb-out of  
roller set 2

BACK

SKILLS  
&  
COMP

NEXT

# WET HAIRSTYLING

- VTE STANDARDS: 2.J Demonstrate wet hairstyling procedures
- ACADEMIC INTERGRATION: 3.A English Language Arts, 3.C Science and Engineering/Technology

## Tools

- Rat Tail Comb
- Finger Wave Comb
  - Water Bottle
  - Towels
- Pin Curl Clips
- Roller Clips
  - Rollers
  - Gel
- Hairspray

## Process

- Molded the hair into an “s” formation, using the slide, flatten, and rock out procedure, alternating c shaping directions.
- Combed out finger waves with a nylon brush.
- Performed a pin curl set using stand up curls on top, rectangle half-base curls on the sides, and square base, on base, open center curls in back.
- Combed out pin curls with a nylon brush into waves and curls.
- Performed roller sets utilizing on base, half base, and off base techniques as well as pivot and brick-lay techniques.
- Sectioned according to length and diameter of roller.
- Combed out sets using back combing, teasing and back brushing techniques.

BACK

SKILLS  
&  
COMP



# THERMAL HAIRSTYLING

- VTE STANDARDS: 2.K Demonstrate blow dry styling techniques 2.L Demonstrate thermal hair styling techniques
- ACADEMIC INTERGRATION: 3.A English Language Arts, 3.C Science and Engineering/Technology

## Blow Drying



Insert before picture



Insert after picture

BACK

SKILLS  
&  
COMP

NEXT

# THERMAL HAIRSTYLING

VTE STANDARDS: 2.K Demonstrate blow dry styling techniques 2.L Demonstrate thermal hair styling techniques  
ACADEMIC INTERGRATION: 3.A English Language Arts, 3.C Science and Engineering/Technology

BEFORE PICTURE

Iron Set 1

PICTURE IRON SET

PICTURE OF COMB-  
OUT OF IRON SET

BACK

SKILLS  
&  
COMP

NEXT

# THERMAL HAIRSTYLING

VTE STANDARDS: 2.K Demonstrate blow dry styling techniques 2.L Demonstrate thermal hair styling techniques  
ACADEMIC INTERGRATION: 3.A English Language Arts, 3.C Science and Engineering/Technology

BEFORE PICTURE

## Iron Set 2

PICTURE IRON SET

PICTURE OF COMB-  
OUT OF IRON SET

BACK

SKILLS  
&  
COMP

NEXT

# THERMAL HAIRSTYLING

VTE STANDARDS: 2.K Demonstrate blow dry styling techniques 2.L Demonstrate thermal hair styling techniques  
ACADEMIC INTERGRATION: 3.A English Language Arts, 3.C Science and Engineering/Technology

## Spiral Iron Set

Before Picture

After Picture

BACK

SKILLS  
&  
COMP

NEXT

# THERMAL HAIRSTYLING

VTE STANDARDS: 2.K Demonstrate blow dry styling techniques 2.L Demonstrate thermal hair styling techniques  
ACADEMIC INTERGRATION: 3.A English Language Arts, 3.C Science and Engineering/Technology

## Hot Roller Set

BEFORE PICTURE

PICTURE OF  
ROLLER SET

COMB-OUT  
PICTURE

BACK

SKILLS  
&  
COMP

NEXT



# THERMAL HAIRSTYLING

VTE STANDARDS: 2.K Demonstrate blow dry styling techniques 2.L Demonstrate thermal hair styling techniques

ACADEMIC INTERGRATION: 3.A English Language Arts, 3.C Science and Engineering/Technology

## Tools

- Rat Tail Comb
- Finger Wave Comb
  - Water Bottle
  - Towels
- Pin Curl Clips
- Roller Clips
  - Rollers
  - Gel
- Hairspray

## Process

- Molded the hair into an “s” formation, using the slide, flatten, and rock out procedure, alternating c shaping directions.
- Combed out finger waves with a nylon brush.
- Performed a pin curl set using stand up curls on top, rectangle half-base curls on the sides, and square base, on base, open center curls in back.
- Combed out pin curls with a nylon brush into waves and curls.
- Performed roller sets utilizing on base, half base, and off base techniques as well as pivot and brick-lay techniques.
- Sectioned according to length and diameter of roller.
- Combed out sets using back combing, teasing and back brushing techniques.

BACK

SKILLS  
&  
COMP

Your name  
Mailing address  
City, state, and zip  
Telephone number(s)  
Email address

Today's date

Your addressee's name  
Professional title  
Organization name  
Mailing address  
City, state and zip

Dear Mr. (or Ms.) last name,

Start your letter with a grabber—a statement that establishes a connection with your reader, a probing question, or a quotable quote. Briefly say what job you are applying for.

The mid-section of your letter should be one or two short paragraphs that make relevant points about your qualifications. You should not summarize your resume! You may incorporate a column or bullet point format here.

Your last paragraph should initiate action by explaining what you will do next (e.g., call the employer) or instigate the reader to contact you to set up an interview. Close by saying “thank you.”

Sincerely yours,

*Your handwritten signature*

Your name (typed)

Enclosure: resume

# [Your Name]

## Objective

---

Describe your career goal or ideal job.]

## Experience

---

Dates of employment] [Company Name] [City, ST]

### Job Title]

- [Job responsibility/achievement]
- [Job responsibility/achievement]
- [Job responsibility/achievement]

Dates of employment] [Company Name] [City, ST]

### Job Title]

- [Job responsibility/achievement]
- [Job responsibility/achievement]
- [Job responsibility/achievement]

Dates of employment] [Company Name] [City, ST]

### Job Title]

- [Job responsibility/achievement]
- [Job responsibility/achievement]
- [Job responsibility/achievement]

Dates of employment] [Company Name] [City, ST]

### Job Title]

- [Job responsibility/achievement]
- [Job responsibility/achievement]
- [Job responsibility/achievement]

## Education

---

Dates of attendance] [School Name] [City, ST]

### Degree Obtained]

- [Special award/accomplishment or degree minor]

## References

---

References are available on request.

# AWARDS

SKILLS USA



BASKETBALL



AWARD



AWARD



Click on award to view






# LICENSES & CERTIFICATIONS



Hair extension specialist



Cosmetology License



Nail Technician License



Aesthetics License


Click to view

# Hair Laboratories™ Certificate of Excellence

*is hereby granted to:*

*(team member)*

*for the successful completion of Hair Laboratories Hair Extension  
Training Program*



*~ Certified Hair Extension Specialist ~*

*Granted: August 10, 2009*

UNIQUE ID NUMBER  
22KA1157140

*State of New York*  
*Department of State*  
—DIVISION OF LICENSING SERVICES—

Pursuant to the provisions of

FOR OFFICE USE ONLY

Control  
No. 228187

ARTICLE 27 OF THE GENERAL BUSINESS LAW

ATTACH PHOTO HERE

KANE LYNDEY A



EFFECTIVE DATE

MO.	DAY	YR.
05	05	2003

EXPIRATION DATE

MO.	DAY	YR.
05	05	2005

HAS BEEN DULY LICENSED TO PRACTICE  
COSMETOLOGY

In Witness Whereof, The Department of State has caused  
its official seal to be hereunto affixed.

RANDY A DANIELS  
SECRETARY OF STATE

DOS-096 (Rev. 3/01)

BACK

S  
A  
L  
L  
Y  
S  
M  
I  
T  
H



S  
A  
L  
L  
Y  
S  
M  
I  
T  
H







SA  
LL  
Y  
SM  
IT  
H



SA  
LL  
Y  
SM  
IT  
H



SA  
LL  
Y  
SM  
IT  
H



S  
A  
L  
L  
Y  
S  
M  
I  
T  
H

SA  
LL  
Y  
SM  
IT  
H





**Thank You  
for viewing  
my portfolio**

**SA  
LL  
Y  
SM  
IT  
H**

[BACK TO HOME](#)

# PERMANENT WAVING

VTE STANDARDS: 2.S Perform permanent waving procedure

ACADEMIC INTERGRATION: 3.A English Language Arts, 3.C Science and Engineering/Technology

## BASIC PERM



[BACK](#)

[SKILLS  
&  
COMP](#)

[NEXT](#)

# PERMANENT WAVING

VTE STANDARDS: 2.S Perform permanent waving procedure

ACADEMIC INTERGRATION: 3.A English Language Arts, 3.C Science and Engineering/Technology

## BASIC PERM



FINISHED CURLY RESULT

[BACK](#)

[SKILLS  
&  
COMP](#)

[NEXT](#)

# PERMANENT WAVING

VTE STANDARDS: 2.S Perform permanent waving procedure

ACADEMIC INTERGRATION: 3.A English Language Arts, 3.C Science and Engineering/Technology

## BASIC PERM



FINISHED BLOW DRY RESULT

[BACK](#)

[SKILLS](#)  
[&](#)  
[COMP](#)

[NEXT](#)



# PERMANENT WAVING

VTE STANDARDS: 2.S Perform permanent waving procedure

ACADEMIC INTERGRATION: 3.A English Language Arts, 3.C Science and Engineering/Technology

## SPIRAL PERM WRAP



[BACK](#)

[SKILLS  
&  
COMP](#)

[NEXT](#)

# PERMANENT WAVING

VTE STANDARDS: 2.S Perform permanent waving procedure

ACADEMIC INTERGRATION: 3.A English Language Arts, 3.C Science and Engineering/Technology

## PIGGY-BACK WRAP



BACK

SKILLS  
&  
COMP

NEXT



# PERMANENT WAVING

VTE STANDARDS: 2.S Perform permanent waving procedure

ACADEMIC INTERGRATION: 3.A English Language Arts, 3.C Science and Engineering/Technology

## BRICKLAY WRAP



[BACK](#)

[SKILLS](#)  
[&](#)  
[COMP](#)

[NEXT](#)



# PERMANENT WAVING

VTE STANDARDS: 2.S Perform permanent waving procedure

ACADEMIC INTERGRATION: 3.A English Language Arts, 3.C Science and Engineering/Technology

## CURVATURE WRAP



[BACK](#)

[SKILLS](#)  
[&](#)  
[COMP](#)

[NEXT](#)

# PERMANENT WAVING

VTE STANDARDS: 2.S Perform permanent waving procedure

ACADEMIC INTERGRATION: 3.A English Language Arts, 3.C Science and Engineering/Technology

Tools

Process

BACK

SKILLS  
&  
COMP

# MOHAWK NATIVE AMERICANS

## ANCIENT CIVILIZATIONS PRACTICAL

- VTE STANDARDS: 2.L Demonstrate thermal hair styling techniques
- ACADEMIC INTERGRATION: 3.A English Language Arts, 3.C Science and Engineering/Technology, and History



BEFORE



AFTER

[BACK](#)

[SKILLS  
&  
COMP](#)

[NEXT](#)

# PRODUCTS AND TOOLS

- ⦿ Redken Hairspray
- ⦿ Bed Head Manipulator (molding product)
- ⦿ Mousse
- ⦿ Flat Iron
- ⦿ Teasing Comb
- ⦿ Vent Brush
- ⦿ Small Elastics
- ⦿ Synthetic Eagle Feathers
- ⦿ Red Paint Marker
- ⦿ Earth Tone Beads & String
- ⦿ Spray Sanitizer



My Inspiration Picture

BACK

SKILLS  
&  
COMP

NEXT



# STEPS

- ⦿ sanitized
- ⦿ washed my mannequin
- ⦿ mousse
- ⦿ blow dry
- ⦿ sprayed it with hairspray
- ⦿ flat iron the hair straight up
- ⦿ took four different half inch by half inch sections in the mohawk.
- ⦿ I teased them a bit and used an elastic to wrap the feather onto the section so that my mohawk had four eagle feather placed in it.
- ⦿ used my red paint marker to draw simple warrior lines on the mannequins face.
- ⦿ took my beads and string to place a wrapped necklace on the mannequin.

[Click here to learn about the history about of Mohawk Native Americans.](#)

BACK

SKILLS  
&  
COMP

# HAIRCUTTING

VTE STANDARDS: 2.Q Demonstrate hair shaping techniques 2.L Demonstrate thermal hair styling techniques


ACADEMIC INTERGRATION: 3.A English Language Arts, 3.B Mathematics, 3.C Science and Engineering/Technology



Diagonal  
Forward  
Blunt




Diagonal  
Back  
Blunt




Long  
Layered




Uniform  
Short  
Layered



Men's  
square



Men's  
Fade



Razor  
Cut

SKILLS  
&  
COMP

[CLICK TO VIEW PROJECTS](#)

# UP-STYLES

VTE STANDARDS: 2.L Demonstrate thermal hair styling techniques

ACADEMIC INTERGRATION: 3.A English Language Arts, 3.B Mathematics, 3.C Science and Engineering/Technology



Bridal Updo



SkillsUSA  
Updo



French Twist



Chignon

SKILLS  
&  
COMP

CLICK TO VIEW PROJECTS

## **My Career Development Plan**

**Goal:**

**Current Education:**

**Required Education:**

**Current Skills:**

**Required Skills:**

**Step 1:**

**Target Completion Date:**

**Step 2:**

**Target Completion Date:**

**Step 3:**

**Target Completion Date:**

**Step 4:**

**Target Completion Date:**