

classroom guide

pre-presentation guide

For Teachers & Counselors



Before showing the following presentation to students, here's what you can expect & what you need to get started.

- 1.** In just 30 - 40 minutes of classroom time, your students can sign up for Raise.me & start earning scholarship money for college. They will be able to see requirements colleges look for and calibrate their goals so they can begin adding achievements (from both in & out of the classroom) that will accumulate throughout high school.
- 2.** Before you get started, check to make sure your high school is in the Raise.me database. [ADD HOW TO CHECK] If it is not, email support@raise.me with the name of your school and state it is located, and it will be added.
- 3.** What you need for this presentation: a computer or tablet with Internet access and a projector or TV monitor to demonstrate to students how to sign up for Raise.me. Each student will need a computer or tablet with Internet to follow along with your presentation

classroom guide


In just 30 minutes, you can start earning scholarship money for college and see how much you can raise every time you achieve a goal in & out of the classroom.

You'll need a computer or tablet with Internet access to sign up.

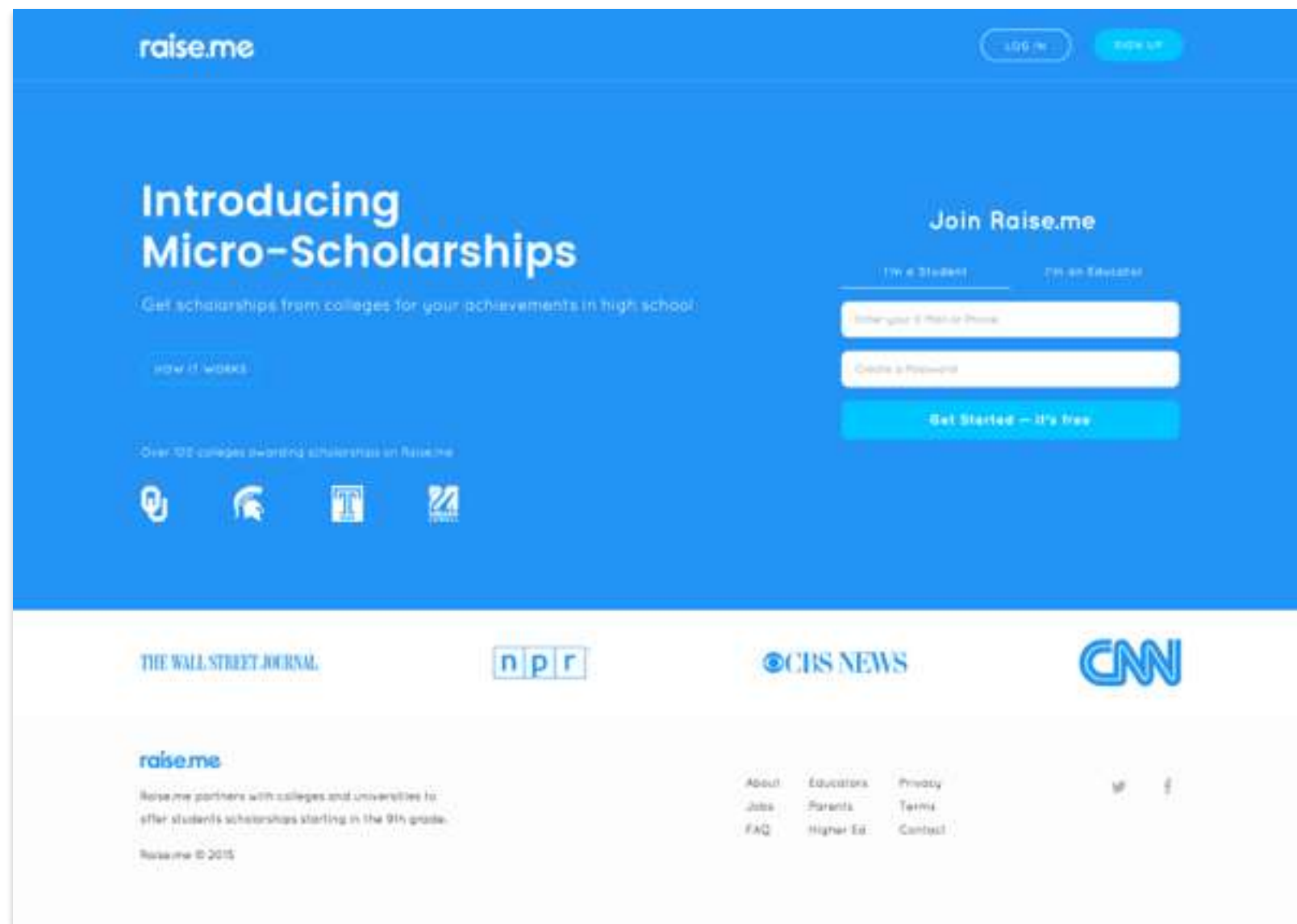
what if...?

You could earn scholarship money for college every time you got a good grade in high school?

You could also earn money for playing sports, participating in school clubs, being a leader, volunteering in the community, and more?



now, you can



You can earn money (scholarships) to pay for college by doing things that will improve your chances of getting into many colleges and universities. Every time you achieve a goal like getting good grades or doing extracurricular activities, you can earn micro-scholarships that begin adding up as early as 9th grade.

Raise.me lets you keep track of your achievements and the money you earn in the form of micro-scholarships — and helps you learn what you can do to earn even more at many colleges and universities.

Let's get started by having you earn your first micro-scholarship!

let's sign up

Student sign up

Email or Phone

Create a Password

Continue

By signing up, you agree to our terms of service.

Already have an account? [Log in](#)

Sign up as an [educator](#)

1. Go to <http://www.raise.me/signup>
2. Make sure you're seeing the page that says "Student sign up". (If not, go to www.raise.me & make sure you've selected the page that says "Students" at the top, and click "Join" in the top right corner)
3. Enter your email address & a password you will remember
4. Click "Continue"...

about you

about you your school hello college

Congrats on your new account. Let us help get you started! x

Name
Alex Smith ✓

Zip Code Street Address
94110 Ex: 123 Main Street Apt A

Birthday
mm / dd / yyyy

Gender
Female Male

Where did you hear about Raise?
Choose one v

Continue

1. Once you log in, you will immediately see a page where you will fill out basic details like your name, address, birthday, gender, and where you heard about Raise.me.
2. This information will be a part of your student profile that you're creating to start earning micro-scholarships.
3. Click "Continue"...

add your high school

about you **your school** hello college

High School

Raise High, San Francisco, CA ? ✓

Select how often you get report cards
(not including progress reports)

Quarters 4 times per year Trimesters 3 times per year Semesters 2 times per year Annually 1 time per year ✓

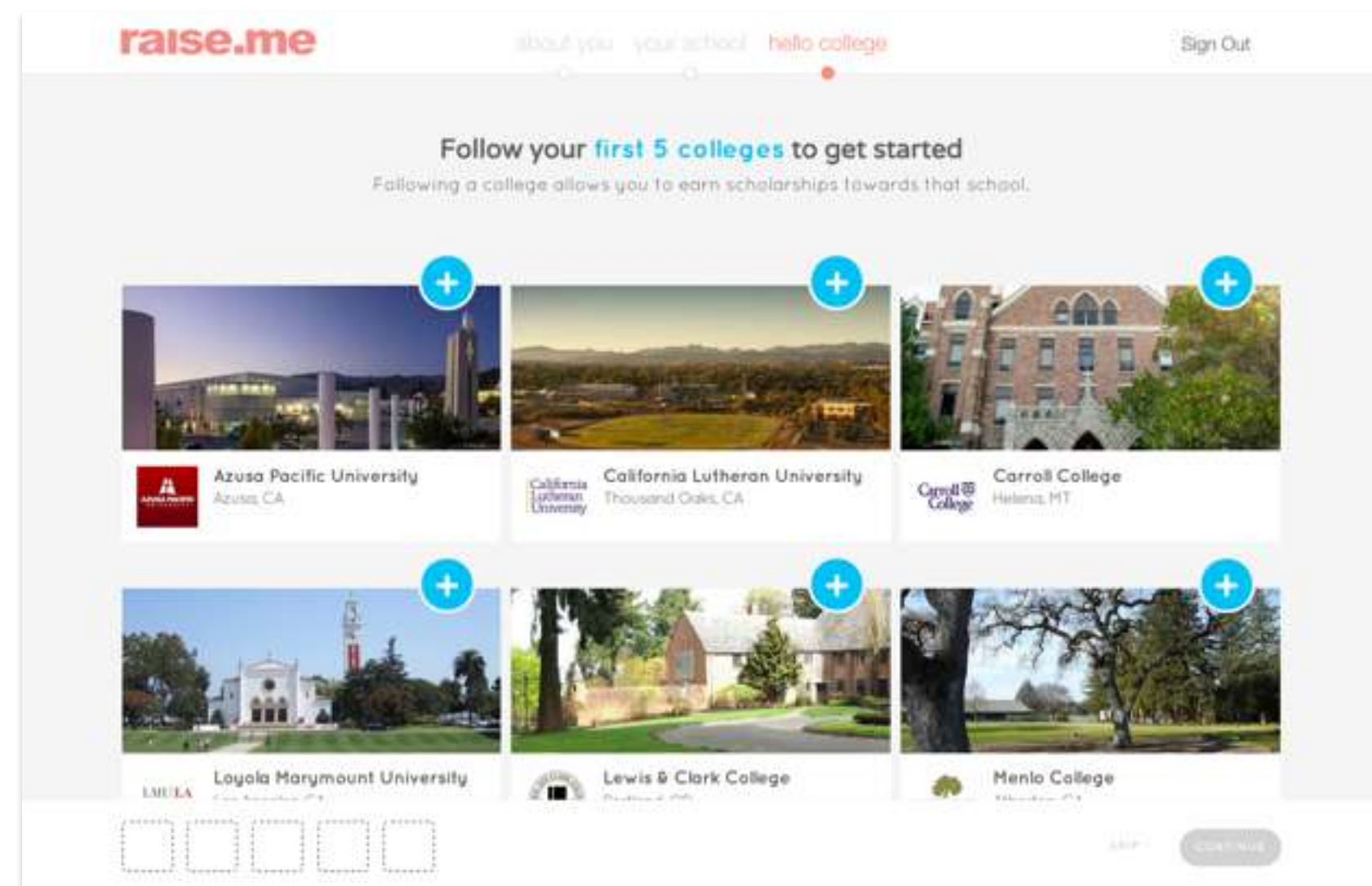
Select year you plan to graduate

2016 2017 2018 2019 2020 ✓

Continue

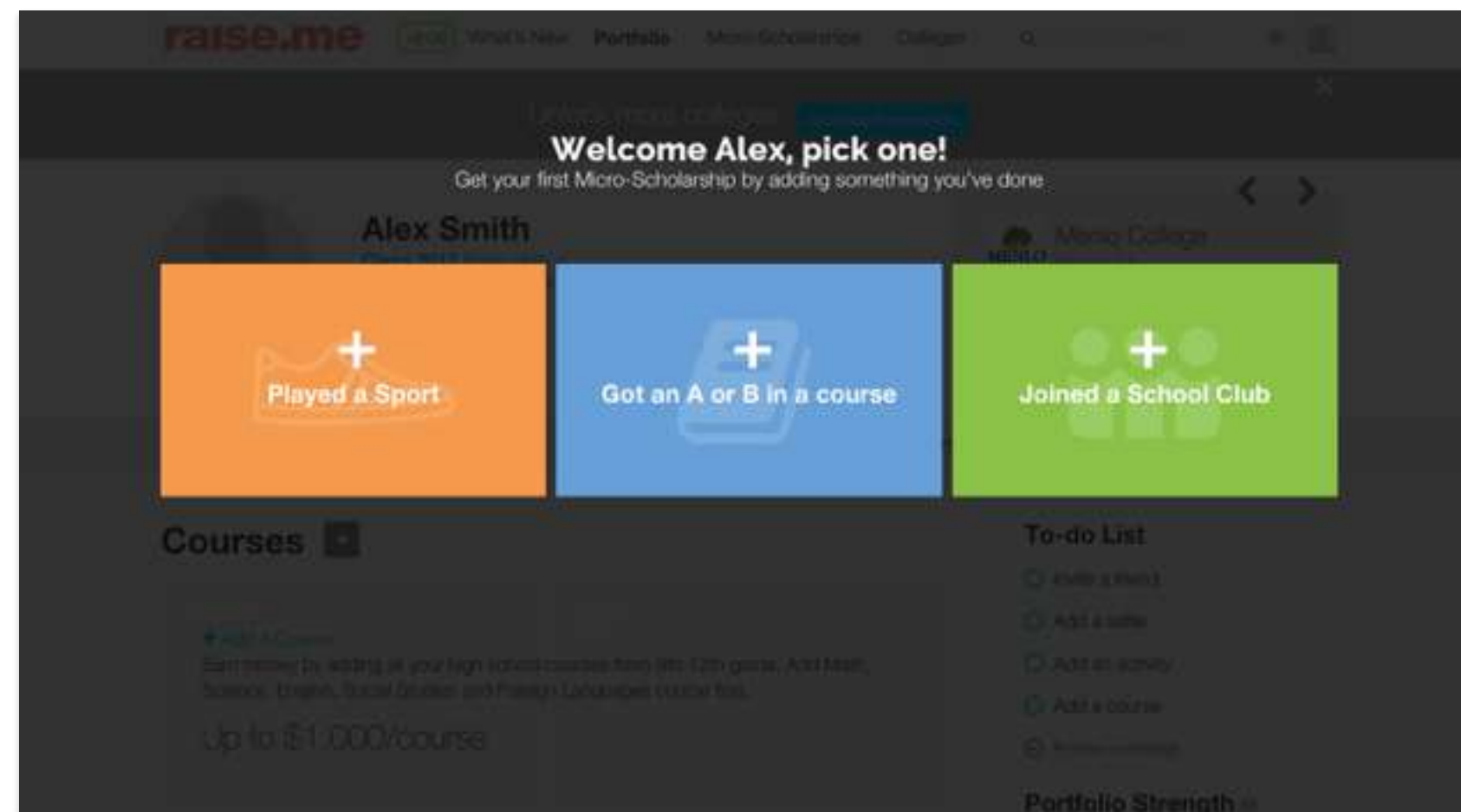
1. Type in the name of your high school (you can click on the “?” button to help with your search).
2. Select how often you receive report cards, and indicate the year you plan to graduate from high school.
3. Click “Continue”...

hello, college!



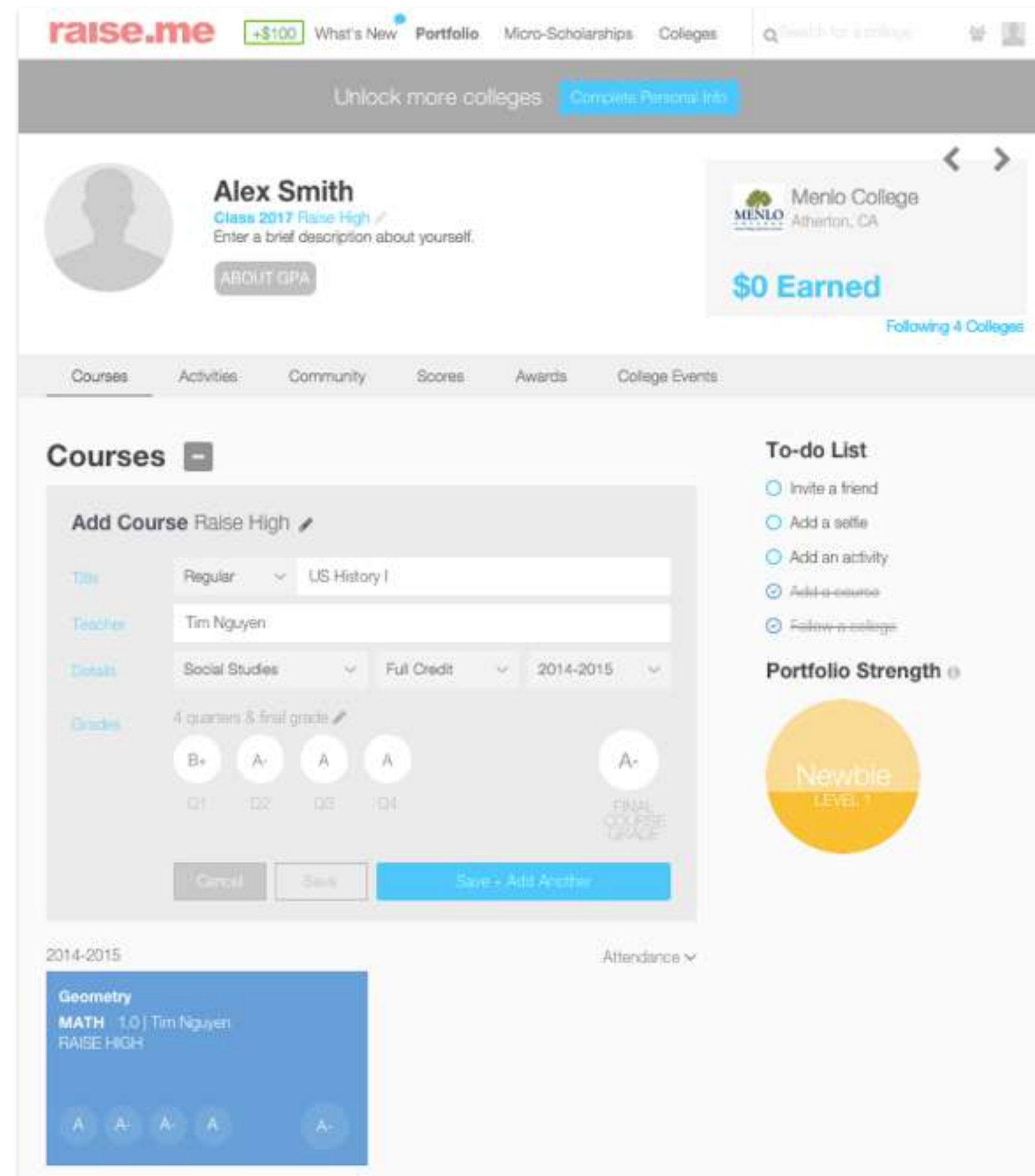
- You're now ready to follow colleges! To get started, we've shown you a few suggestions. Choose as many as you'd like — the more you select, the more scholarship options you can access.
- When you follow a school, you can see what each college requires in order to earn scholarship money (as well as other helpful tips, like what you need to do to apply to that college). If you meet the eligibility requirements of a school you're following, you will automatically start earning money there every time you add an accomplishment on Raise.me.
- If there is a college that you would like to see offering micro-scholarships on Raise.me, you can always go to the Colleges page and follow that college, and we'll let you know when that college is added.
- Click "Follow & Continue"...

start adding to earn



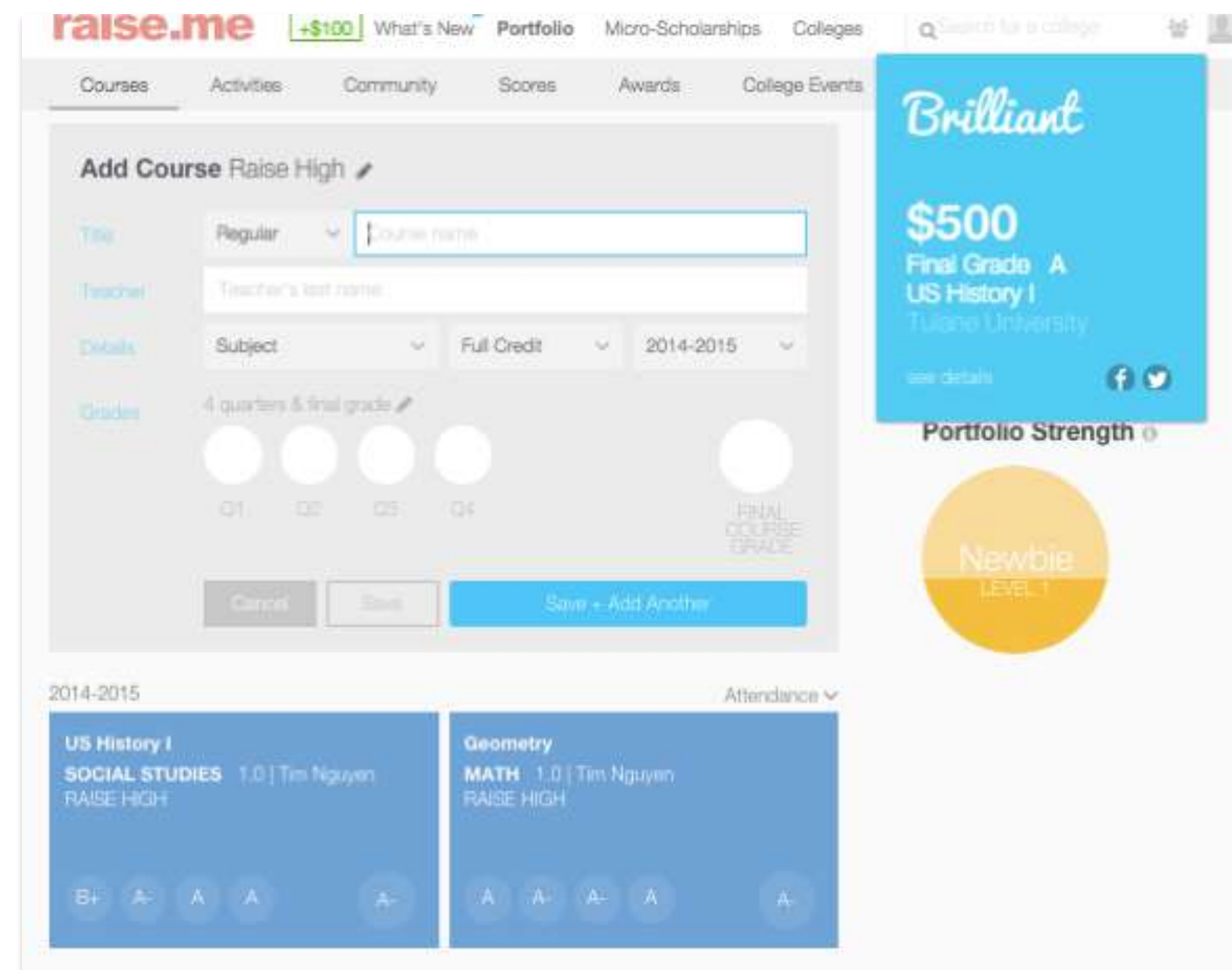
- Congratulations, you now have a Raise.me account! Let's pick something you've done to add to your profile to start earning scholarship money.
- Do you play a sport? Have you earned a good grade? Are you part of a school club? Add anything you have done or accomplished now.

add to your portfolio



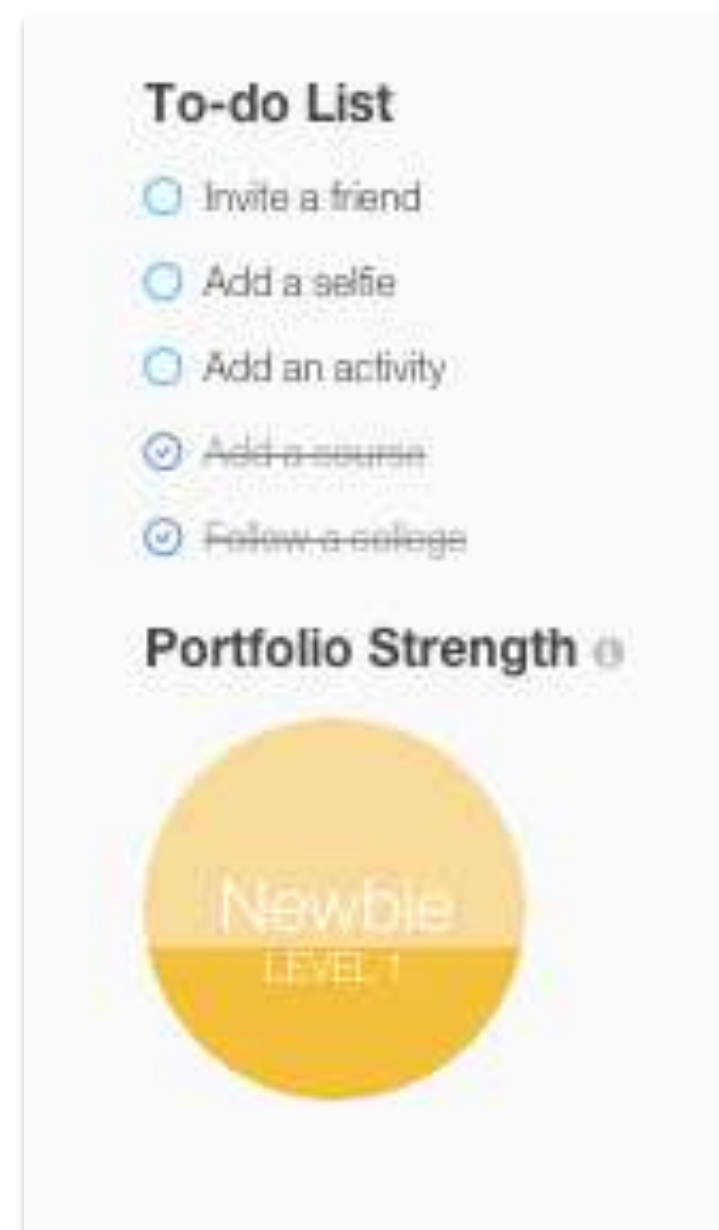
- For example, add a course and your grades — then click “Save + Add Another” to fill up your profile!
- Take a minute to add something you’ve achieved — a sport, activity, community service, awards, college events, a grade (if you’re a new 9th grader, add an “A” for practice just for this demo)... the list goes on!
- All of these accomplishments are saved to your Portfolio page on Raise.me. This is where you will list the things you achieve in high school each month, and your achievements will determine how much money you earn.

congrats!



- You just earned your first micro-scholarship!
- As an example, here you can see that an A or a B grade can earn \$500 to Tulane University.
- If you haven't earned an A or a B yet in a course, that's okay — now you know that if you work hard to earn good grades, it can help you earn a lot of money for college and get accepted into more colleges.
- Once you save your good grades and extracurricular activities to your profile, you can see immediately how much you earn for eligible colleges.
- Let's take a couple of minutes to add some more things to your profile...

how can you earn more money for college?



- First, make sure your portfolio is kept up to date!
- Right now, you've only added 1 achievement to your portfolio — so there is a lot you can do to make your portfolio stronger by adding info. from 9th through 12th grades!
- The to-do list on the right side of your portfolio page gives you tips for improving your profile.
- The stronger your portfolio is, the more opportunities you'll have to earn money for college.

discover micro-scholarships

The screenshot shows the 'Discover Micro-Scholarships' section on the raise.me website. It features a grid of nine scholarship categories, each with a title, a reward amount, and the number of colleges offering it. The categories are:

Scholarship Category	Reward	Colleges Offering
Get an A	\$10-\$1,000 per course	47
Get an B	\$50-\$600 per course	8
Perfect Attendance for a year	\$50-\$600 per course	36
Academic Progress: Maintain a high GPA throughout high school	\$10-\$500 per .1pt per course	45
Take an AP or IB Course	\$20-\$2,000 per course	48
Take an Honors or Advanced Course	\$25-\$1,000 per course	45
Take an Honors or Advanced Course	\$25-\$2,000 per course	28
Take 2+ Foreign Language Courses	\$50-\$3,000 per course	10
Participate in an Extracurricular Activity (5 hrs/wk or 70 hrs/year)	\$25-\$300 per year	41

- See what you can earn just by exploring the micro-scholarships page — and start doing some of these things!
- The more you achieve, the more you can earn. The micro-scholarships page can give you some ideas for ways you can earn money for college while you're in high school.

what's new for you?

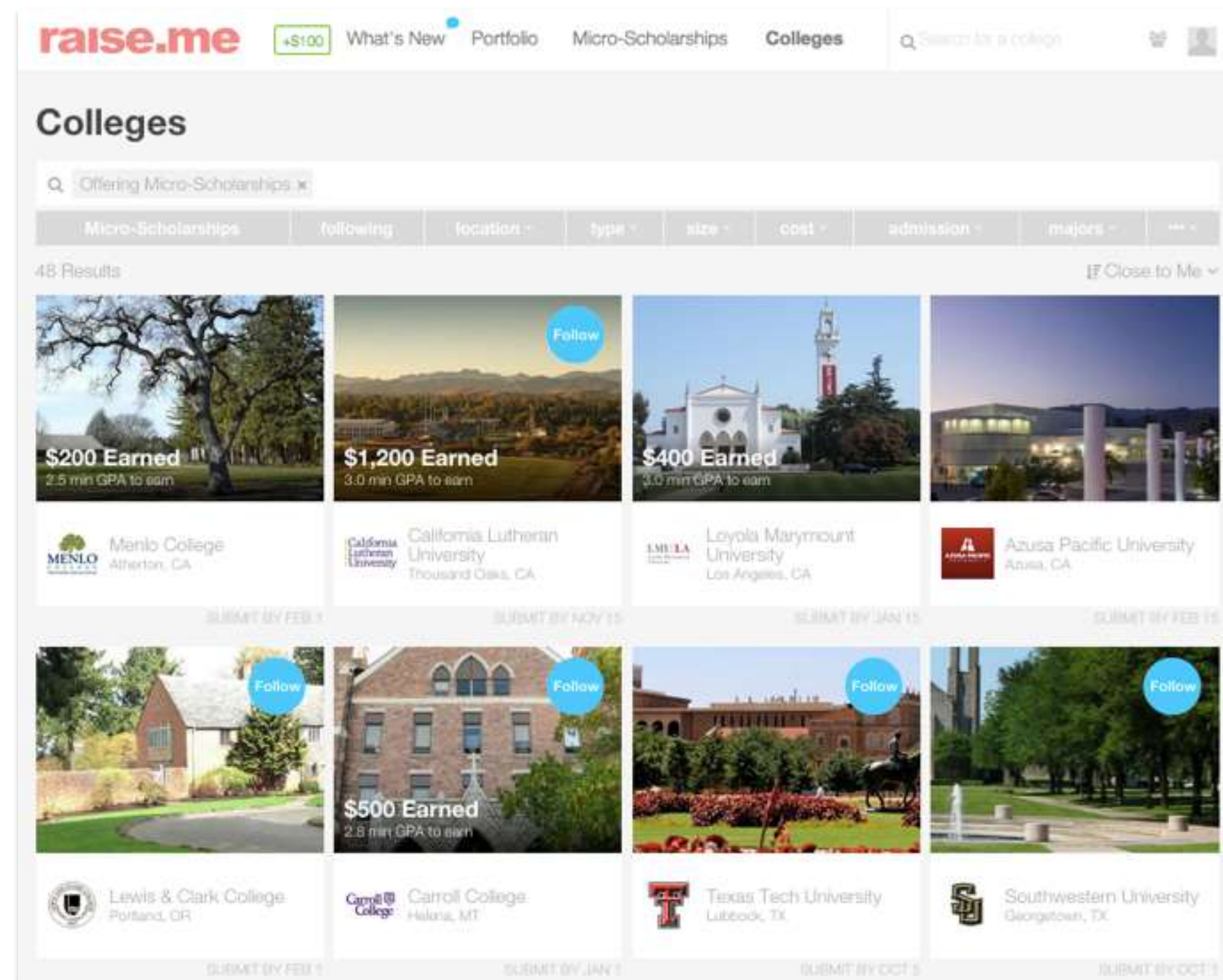
14 of 23

The screenshot shows the 'What's New' dashboard on the Raise.me website. At the top, there's a navigation bar with the 'raise.me' logo, a balance of '\$100', and links for 'What's New', 'Portfolio', 'Micro-Scholarships', and 'Colleges'. A search bar is also present. Below the navigation, a banner says 'Unlock more colleges' with a 'Complete Personal Info' button. The main content area is titled 'What's new for you' and features three achievement cards. The first card is for 'Participating in Extracurricular Dance Team 2015-2016', showing 29 Micro-Scholarships earned 10 minutes ago, with a list of colleges and amounts: California Lutheran University (\$125), Quincy University (\$200), Phi Kappa Phi (\$250), LAMU (\$25), Menlo (\$25), and Cowi (\$25). The second card is for 'Participating in Extracurricular Dance Team 2014-2015', also showing 29 Micro-Scholarships earned 10 minutes ago with the same list of colleges and amounts. The third card is for 'A in US History I Final Grade 2014-2015', showing 35 Micro-Scholarships earned a day ago, with a list of colleges and amounts: Phi Kappa Phi (\$500), LAMU (\$200), Menlo (\$100), Loyola (\$1,000), Quincy (\$500), and California Lutheran University (\$600). On the right side, there's a profile card for Quincy University, Quincy, IL, showing '\$1,550 Earned' and 'Following 10 Colleges'. Below this are two promotional banners: 'Invite your classmates' (Get up to a \$100 scholarship for each friend that you invite) and 'Want to be a Raise.me Ambassador?' (Join an elite group responsible for helping students everywhere to achieve their college dreams). At the bottom right, there's a 'Build your portfolio to unlock more Micro-Scholarships' section with a 'Newbie LEVEL 1' badge.

- On the What's New page, you can see a dashboard of your recent achievements that you added to start earning money
- You can see where have earned scholarship money at different colleges, and announce on Facebook or Twitter about your earnings
- The What's New Dashboard also shows you how to invite your classmates (& friends) and build your portfolio on Raise.me
- You can even apply to be an official Raise.me Ambassador here!

the college page

- Your Colleges page shows you the schools you are following. It is also where you can see how much money you have earned from each college
- The money you've earned shows up in white text over each school. Be sure you've clicked "Follow" to keep track of a college you're interested in, which applies the money you earn to your account and lets them know you're interested
- You can follow as many colleges as you'd like!
- Each college also shows the date your portfolio will be submitted (towards the end of high school — keep an eye on this date!) in order to be eligible to redeem your scholarship money



exploring colleges

California Lutheran University
Thousand Oaks, CA

Following

About College | Micro-Scholarship Program

General Info	Tuition per year	Micro-Scholarships
Type: Private	\$37,980 In-State & Out-of-State	18 Available for you
Profit Status: Not-for-Profit	Financial aid per year	Location
Category: Master's Colleges and Universities	\$20,070 Average total financial aid	Thousand Oaks, CA
Setting: Midwestern City	Official Financial Aid Page Official Net Price Calculator	View Larger Map

Admissions
Average for first year enrolled students

61% Acceptance rate out of 6,490 applicants

3.7 GPA

SAT submissions: 73%
ACT submissions: 42%

Student Life	Student Diversity
Undegrads: 2,808	Male: 45%
Student to Faculty: 16:1	Female: 55%
Popular Majors	Diversity Index: 66% Chance you'll bump into a diverse range of students
Business Administration, Management and Operations: 16%	White: 51%
Psychology, General: 10%	Hispanic or Latino: 25%
Communication and Media Studies: 10%	Unknown: 4%
Health and Physical Education/Fitness: 9%	Asian: 7%
Biology, General: 8%	Black or African American: 4%
	American Indian or Alaska Native: 1%
	Native Hawaiian or Other Pacific Islander: 1%

Student Success
First year student retention: 82%

66% Graduation Rate
6 years 66%
4 years 58%

Connect
Official Admissions Page
Official Online Application

- The Colleges page on Raise.me gives you a chance to learn about a lot of great places to attend. Most are among the best 200 colleges in the country – if you learn more about the schools, you might discover the ones that will be the right fit for you!
- You can actually improve your chances of getting into any college by doing the things listed on your portfolio page – whether the college is on Raise.me or not!
- Click on a College to learn more about it. You'll see things like the GPA that is required to attend, location, tuition costs, and more!

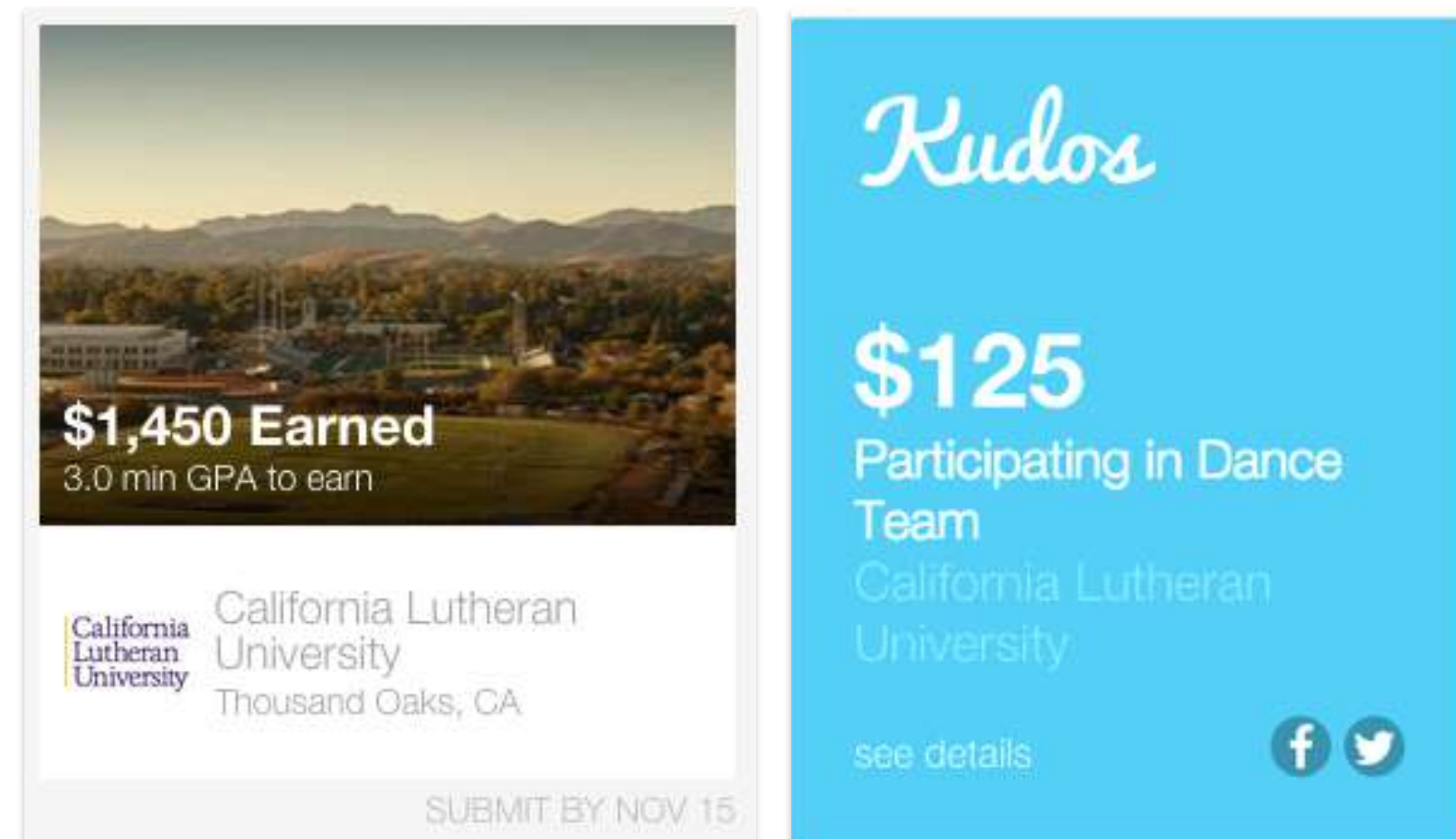
don't see a college on Raise.me?

The screenshot shows the 'Colleges' section of the Raise.me website. At the top, there is a search bar with the text 'Offering Micro-Scholarships x'. Below the search bar are several filter tabs: 'Micro-Scholarships', 'following', 'location -', 'type -', 'size -', 'cost -', 'admission -', 'majors -', and '---'. Below the filters, it says '48 Results' and 'Close to Me'. The main content area displays four college cards, each with a photo, a 'Follow' button, and details about the scholarship. The first card is for Menlo College (Atherton, CA) with '\$200 Earned' and '2.5 min GPA to earn', with a 'SUBMIT BY FEB 1' deadline. The second is for California Lutheran University (Thousand Oaks, CA) with '\$1,200 Earned' and '3.0 min GPA to earn', with a 'SUBMIT BY NOV 15' deadline. The third is for Loyola Marymount University (Los Angeles, CA) with '\$400 Earned' and '3.0 min GPA to earn', with a 'SUBMIT BY JAN 15' deadline. The fourth is for Azusa Pacific University (Azusa, CA) with a 'SUBMIT BY FEB 15' deadline.

New colleges are joining Raise.me every week!

When a new college joins, your account will automatically update to show how much you've earned from that college. If you're already following the college, when it starts offering micro-scholarships you will already have connected your account to start earning money!

important tips



When you earn micro-scholarships from a college, it does not mean that you have been admitted to that college.

Instead, it means that you are improving your chances of being admitted and being able to afford the cost of attending that college.

If you earn an amount of money from a college, you can only use that money to pay for that specific college — you cannot transfer your micro-scholarships between colleges.

Each college offers scholarship money that is only valid for attending that college.

Fortunately, when you do the things listed on your micro-scholarships portfolio and keep your profile of achievements up to date, you will earn money from many different colleges at the same time. When you apply to colleges, you will have more options to afford college using the money you have earned.


keep your gpa up

A minimum GPA is required by each college on Raise.me in order to unlock their micro-scholarships

For example, let's say a college requires a 2.5 minimum GPA (usually a 2.5 means you have a mix of B's & C's in class).

If you earn a 2.5 GPA or higher, then the college will reward you scholarship money EVERY TIME you achieve any of the goals listed on their micro-scholarships page.

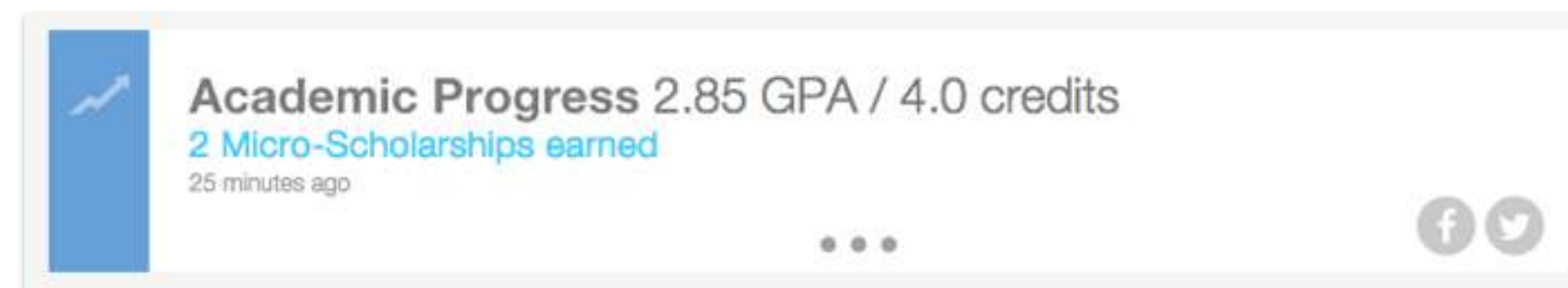
If your GPA is below the minimum required, then you know what you have to do in order to earn the colleges' money — raise your GPA, you can do it!



keep your gpa up

Every college on Raise.me gives you a GPA goal that you have to reach in order to earn money from them

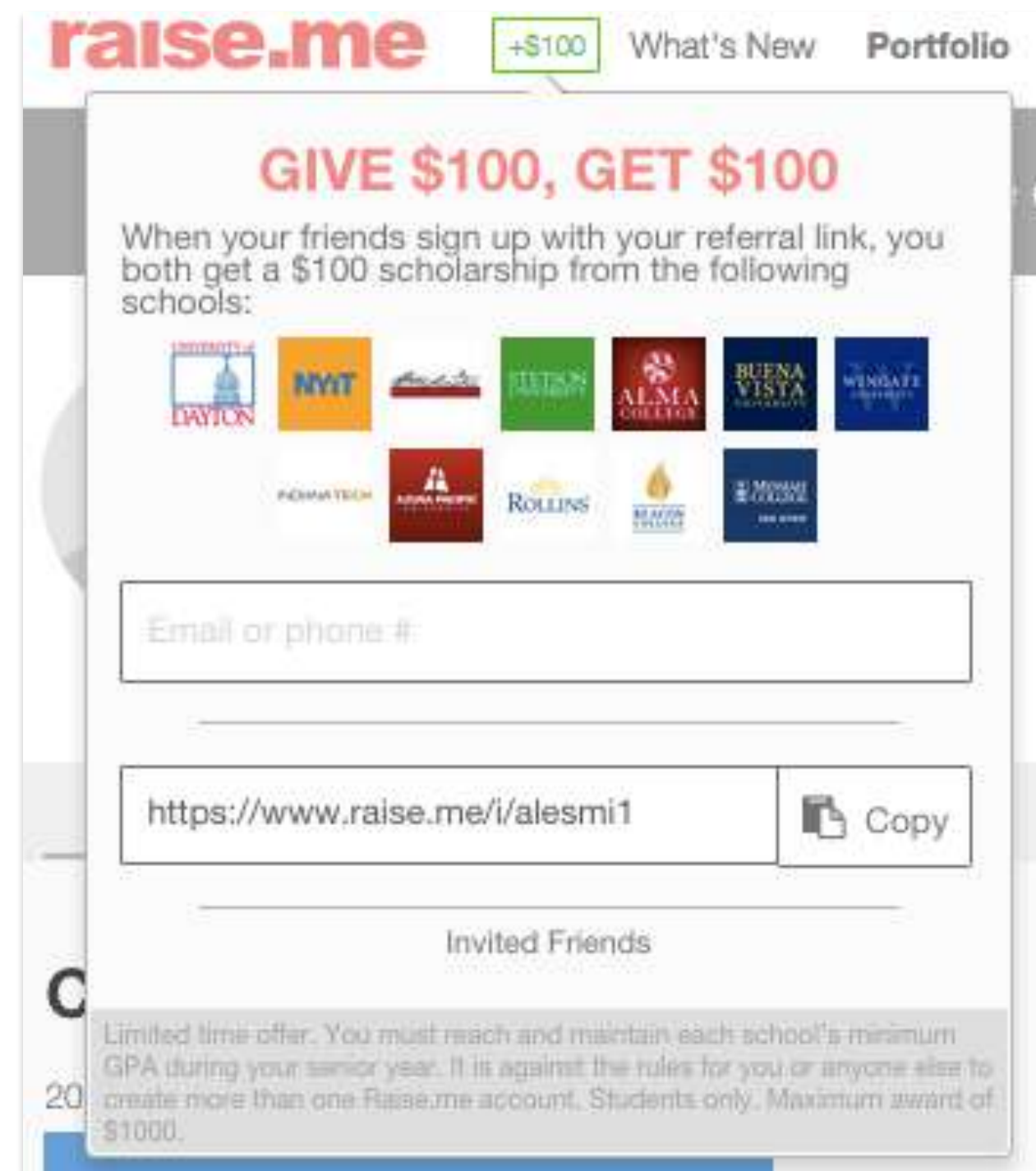
Right now, you have only added a few achievements to your portfolio. When you finish filling in your portfolio later, you have to put in all of your grades — not just A's & B's



When you put in all of your grades, your GPA might fall and you might see that you have lost some money you have earned today

It's okay! You have time to raise your GPA, and now you know what you need to do and how to unlock thousands of dollars in micro-scholarships from colleges across the USA with Raise.me

you can earn money by inviting your friends!

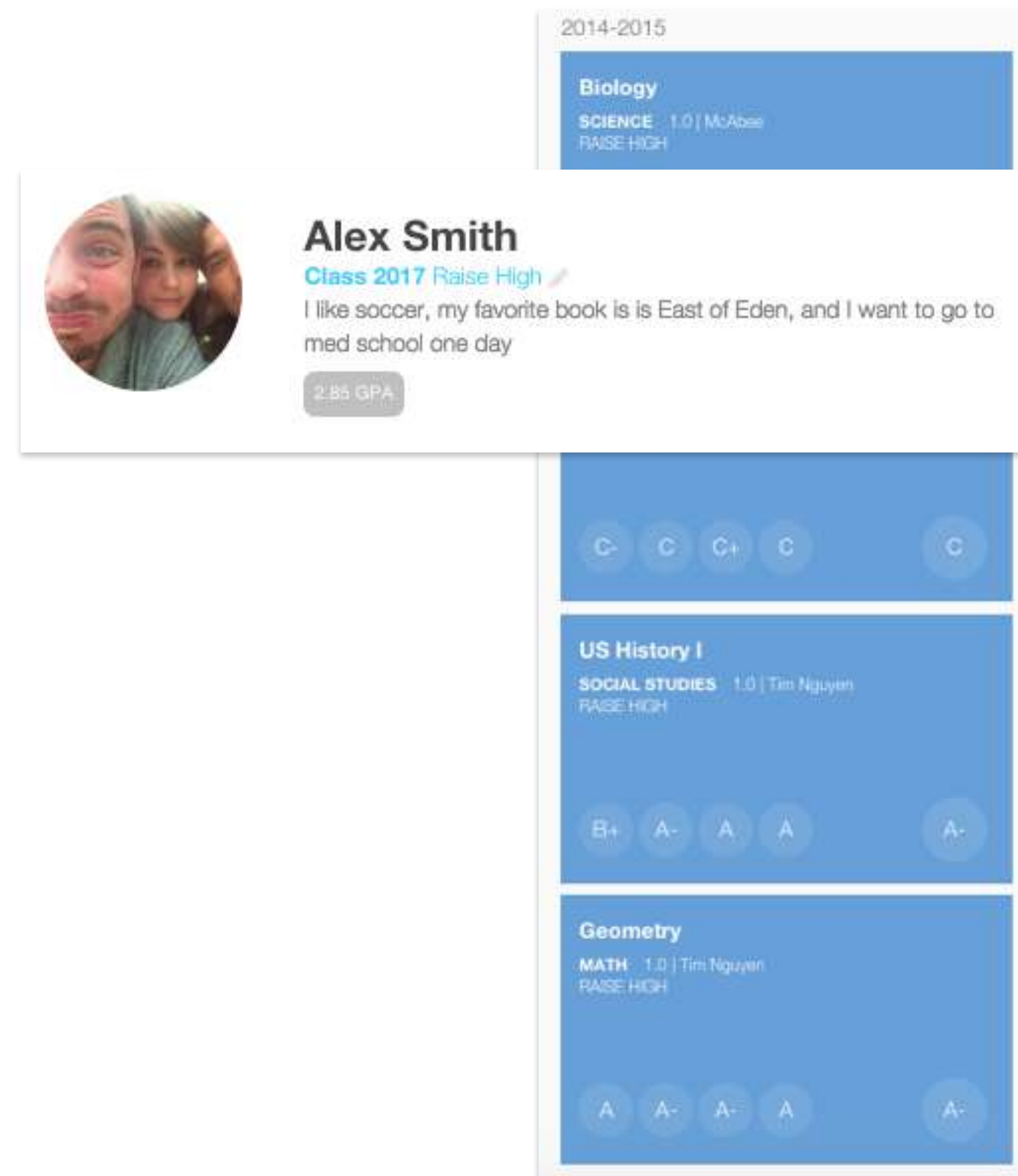


The screenshot shows the Raise.me website interface. At the top, there is a navigation bar with the 'raise.me' logo, a '+\$100' badge, and links for 'What's New' and 'Portfolio'. The main content area features a prominent red heading 'GIVE \$100, GET \$100'. Below this, a text block explains the offer: 'When your friends sign up with your referral link, you both get a \$100 scholarship from the following schools:'. A grid of ten school logos is displayed, including University of Dayton, NYIT, Rutgers, Rutgers-Camden, Alma College, Buena Vista University, Wingate University, Kean University, Rollins College, and Middle Tennessee State University. Below the logos is a text input field labeled 'Email or phone #'. Underneath that is a text box containing the referral link 'https://www.raise.me/i/alesmi1' and a 'Copy' button. A section titled 'Invited Friends' is visible below the link. At the bottom, a small grey box contains the following text: 'Limited time offer. You must reach and maintain each school's minimum GPA during your senior year. It is against the rules for you or anyone else to create more than one Raise.me account. Students only. Maximum award of \$1000.'

At the top of your Raise.me profile, you will see +100

Click on this to automatically send your friends an email or text message, or send them your unique link, to invite them to Raise.me

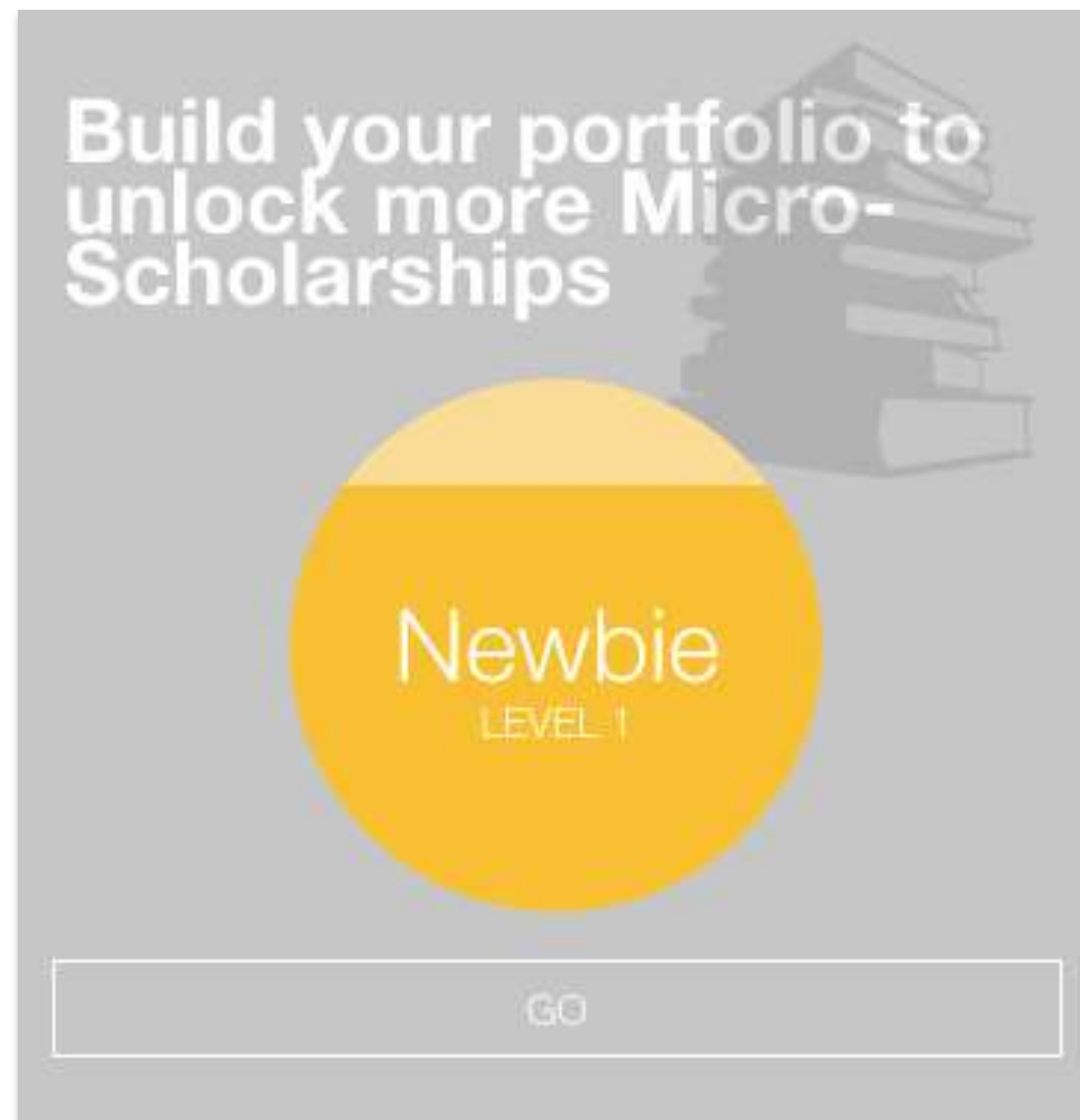
When your friends sign up using your referral link, you both will receive \$100 in micro-scholarships from over 10 schools!



- From now on, every time you do well in class or participate in extracurricular activities, you can add your achievements to Raise.me & earn money for college!
- You can also earn money for achievements going back to when you started high school in 9th grade; just add them to your profile
- Each time you get a micro-scholarship, you are improving your chances of getting into more colleges and increasing the amount of financial aid you can use to go to college, whether the college is on Raise.me yet or not

next steps for success

23 of 23



1. Fill in your Raise portfolio so that you can receive additional micro-scholarships.
2. Go to your micro-scholarships page, and pick 3 goals you want to make progress on this month — and update your profile when you achieve them!
3. Keep your profile up to date regularly throughout high school
4. Invite friends to join Raise.me & you can both earn scholarship money!

**good luck
earning for college!**

If you have any questions, feel free to reach out to
the team at Raise.me at Support@raise.me

raise.me

raise.me