

# Response Writing RACES Strategy

## Response Writing with RACES

**R**

### Restate the Question

- Read the question or prompt.
- Underline the key words.
- Rewrite the question as a statement.

**A**

### Answer the Question

- Answer the question. If there is more than one part to the question, make sure to answer ALL parts.

**C**

### Cite Evidence

- Use evidence to support your answer.
- Quote from the text.

**E**

### Explain and Elaborate

- Explain your answer.
- Elaborate and make your answer longer.

### Sum it Up

answer. but use different



Teaching and  
practice pages.

## RACES Cheat Sheet

### Cite Evidence

Try these sentence starters:

- \* According to the text...
- \* The article states...
- \* On page \_\_\_\_ it says...
- \* According to the author...
- \* In paragraph \_\_\_\_ it says...
- \* The author states...
- \* For example...
- \* The text says...
- \* From the reading I know...
- \* The author writes...

### Explain & Elaborate Your Answer

Try these sentence starters:

- \* This shows...
- \* This proves...
- \* This makes me think...
- \* This explains...
- \* It means...

### Summarize

Try these sentence starters:

- \* Therefore...
- \* In conclusion...
- \* That's why...
- \* All in all...
- \* In summary...
- \* For these reasons...



Also includes the acronym RACER!





# Thank You!

I appreciate that you chose to download a resource from my store! I love creating products to share and I hope that it works for you. Please contact me at [stressfreeteach@gmail.com](mailto:stressfreeteach@gmail.com) if you have any questions or concerns.

Leaving feedback on a resource helps you and me. You will get to earn credits towards future TpT purchases and I will get to hear your thoughts on my resources. It is a win-win!



Hi, I'm Kim! I would love to connect with you. You can find me:



## Terms of Use You may:

## You may not:

\* Use this resource for your own personal use or in your own classroom.

\* Benefit financially from this resource in any way. You may not copy or modify any part of this resource UNLESS it was sold as an editable resource.

\* Make copies for the students in your class.

\* Copy this resource for other teachers or classrooms.


\* Encourage interested colleagues to visit my TpT store to purchase this resource or you may purchase additional licenses at 50% off if you would like to share with teacher friends.

\* Share this resource with any additional teachers without purchasing additional licenses.

\* Save this resource file to your school or home computer. Google Interactive resources may be used in your Google Classroom.

\* Post any part of this resource online for free or for sale.

*Special thanks to the following people for creating wonderful clipart, fonts, borders or other resources.*



**\*\*Photographs are either free of copyright, purchased with a commercial license from Deposit Photo, or taken by Stress-Free Teaching.**

## Teacher Notes

The RACES strategy is an easy strategy to implement in the classroom. This strategy can be used for writing in all content areas. It is a fabulous tool to use for mandated testing, too.

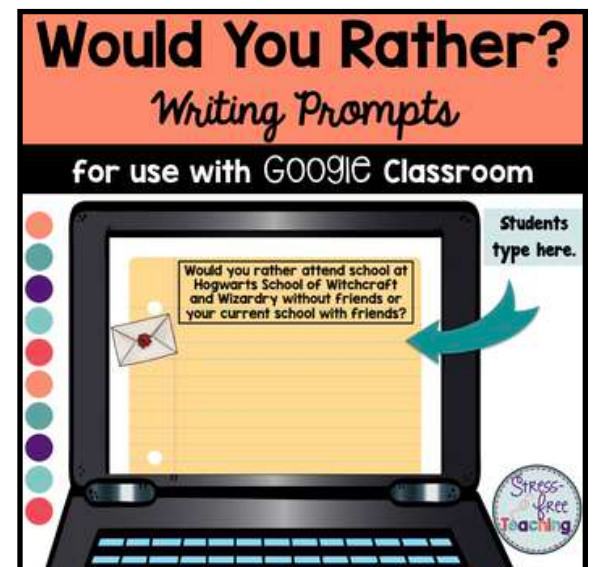
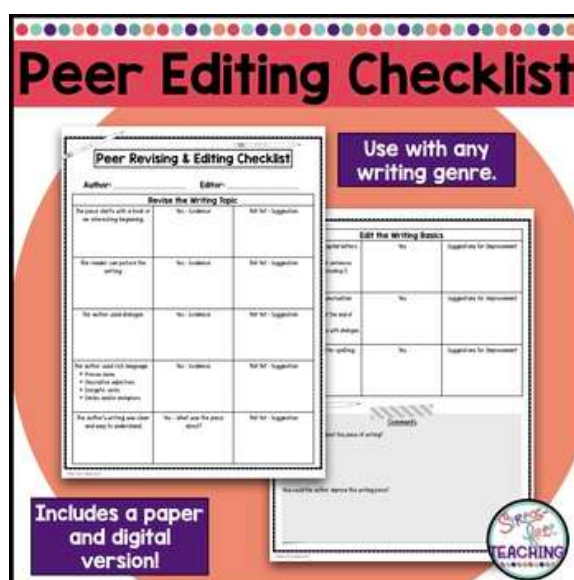
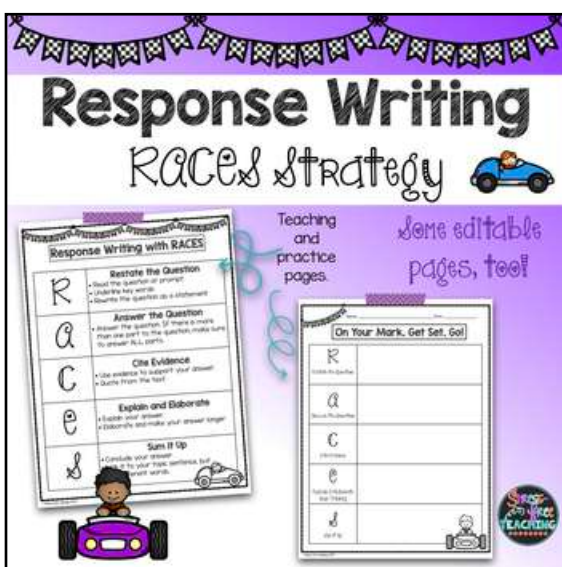
This freebie includes notes pages and a template. You can read more about using it in the classroom on my blog at [www.stress-free-teaching.com](http://www.stress-free-teaching.com)

Please contact me with any questions or concerns at [stressfreeteach@gmail.com](mailto:stressfreeteach@gmail.com)

I hope it works for you!

Follow my store on Teacher's Pay Teachers and be the first to find out about new resources, discounts, and other teaching tips!

## You may also like:







# Response Writing with RACES

**R**

## Restate the Question

- Read the question or prompt.
- Underline the key words.
- Rewrite the question as a statement.

**A**

## Answer the Question

- Answer the question. If there is more than one part to the question, make sure to answer ALL parts.

**C**

## Cite Evidence

- Use evidence to support your answer.
- Quote from the text.

**E**

## Explain and Elaborate

- Explain your answer.
- Elaborate and make your answer longer.

**S**

## Sum it Up

- Conclude your answer.
- Link it to your topic sentence, but use different words.



# Response Writing with RACES

R

## Restate the Question

- Read the question or prompt.
- Underline the key words.
- Rewrite the question as a statement.

A

## Answer the Question

- Answer the question. If there is more than one part to the question, make sure to answer ALL parts.

C

## Cite Evidence

- Use evidence to support your answer.
- Quote from the text.

E


## Explain and Elaborate

- Explain your answer.
- Elaborate and make your answer longer.

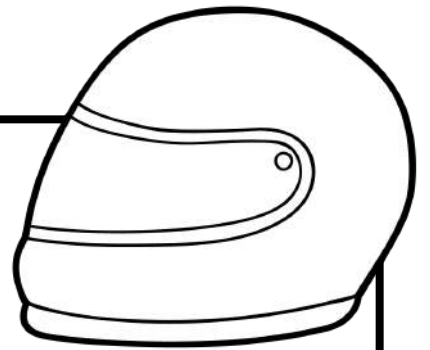
S

## Sum it Up

- Conclude your answer.
- Link it to your topic sentence, but use different words.



# RACES Cheat Sheet



## Cite Evidence

Try these sentence starters:

- \* According to the text...
- \* The article states...
- \* On page \_\_\_\_ it says...
- \* According to the author...
- \* In paragraph \_\_\_\_ it says...
- \* The author states...
- \* For example...
- \* The text says...
- \* From the reading I know...
- \* The author writes...

## Explain & Elaborate Your Answer


Try these sentence starters:

- \* This shows...
- \* This proves...
- \* This makes me think...
- \* This explains...
- \* It means...

## Summarize


Try these sentence starters:

- \* Therefore...
- \* In conclusion...
- \* That's why...
- \* All in all...
- \* In summary...
- \* For these reasons...

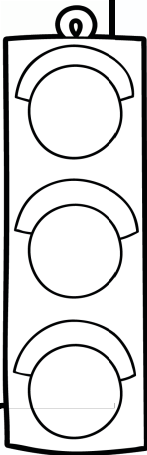


Name \_\_\_\_\_

**On Your Mark, Get Set, Go!**



<p><b>R</b></p> <p>Restate the Question</p>	
<p><b>A</b></p> <p>Answer the Question</p>	
<p><b>C</b></p> <p>Cite the Evidence</p>	
<p><b>E</b></p> <p>Explain &amp; Elaborate Your Thinking</p>	
<p><b>S</b></p> <p>Sum it Up</p>	





# Response Writing with RACER

**R**

## Restate the Question

- Read the question or prompt.
- Underline the key words.
- Rewrite the question as a statement.

**A**

## Answer the Question

- Answer the question. If there is more than one part to the question, make sure to answer ALL parts.

**C**

## Cite Evidence

- Use evidence to support your answer.
- Quote from the text.

**E**

## Explain and Elaborate


- Explain your answer.
- Elaborate and make your answer longer.

**R**

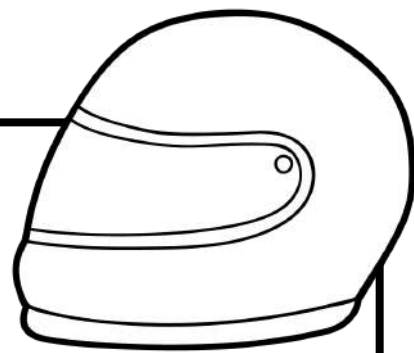
## Recap

- Conclude your answer.
- Link it to your topic sentence, but use different words.





# RACER Cheat Sheet



## Cite Evidence

Try these sentence starters:

- \* According to the text...
- \* The article states...
- \* On page \_\_\_\_ it says...
- \* According to the author...
- \* In paragraph \_\_\_\_ it says...
- \* The author states...
- \* For example...
- \* The text says...
- \* From the reading I know...
- \* The author writes...

## Explain & Elaborate Your Answer


Try these sentence starters:

- \* This shows...
- \* This proves...
- \* This makes me think...
- \* This explains...
- \* It means...

## Recap


Try these sentence starters:

- \* Therefore...
- \* In conclusion...
- \* That's why...
- \* All in all...
- \* In summary...
- \* For these reasons...



Name \_\_\_\_\_

**On Your Mark, Get Set, Go!**



<p><b>R</b></p> <p>Restate the Question</p>	
<p><b>A</b></p> <p>Answer the Question</p>	
<p><b>C</b></p> <p>Cite the Evidence</p>	
<p><b>E</b></p> <p>Explain &amp; Elaborate Your Thinking</p>	
<p><b>R</b></p> <p>Recap</p>	

