

Wallingford Public Schools











Power School Parent Portal Quick Access Guide

Finding and Logging into portal

1. Open your Web browser to <http://powerschool.wallingford.k12.ct.us/public>. The Log In page appears.
Note: The Parent Portal works best with Internet Explorer and Firefox. The above URL is also a Quick Link on the district home page.
2. Enter your username in the first field.
3. Enter your password in the second field.
Note: The characters appear as asterisks () to ensure greater security when you log in.*
4. Click Enter. The PowerSchool Parent Portal start page appears.

Primary features of the portal

After logging into the portal you will find a menu at the left side of the screen.

 Bus Info	<i>Bus Info-</i> Click to view the student's bus routes.
 Grades and Attendance	<i>Grades and Attendance-</i> Click to view student grades and attendance for the current term.
 Grade History	<i>Grade History-</i> Click to view student grades for the previous term.
 Attendance History	<i>Attendance History-</i> Click to view attendance history for the current term.
 Email Notification	<i>E-mail notification-</i> Click to set the e-mail notifications you can receive on a regular basis.
 Teacher Comments	<i>Teacher Comments-</i> Click to view any teacher comments.
 School Bulletin	<i>School Bulletin-</i> Click to view the current school bulletin.
 My Calendars	<i>My Calendars-</i> Click to link grade book items to iCal
 Demographic Change	<i>Demographic Change –</i> Click to enter in changes to contact information
 School Information	<i>School Information-</i> Click to see address and other information about your student's school