


Stage 1

Picture Books

In groups of two, students look at picture books and identify groups of objects. They may recognize small quantities or count to figure how many.




Required Materials:

Picture books

Stage 2

Picture Books

Create a picture book representing different numbers.




Required Materials:

Colored pencils
Stage 2 recording sheet

Stage 3

Picture Books

Look through picture books and notice and describe shapes they see in the pictures.



Required Materials:

Picture books

Stage 3 recording sheet