



Charleston School District



LEA 2402000



(479) 965-7160



[View Website](#)

Information

Grades Served	K - 12
Enrollment	876
County	Franklin
Congressional District	Arkansas's 4th Congressional District
Co-op	Western Arkansas Co-Op - 2420000
Representatives	Jon S. Eubanks - 74 Charlotte V. Douglas - 75 Sarah Capp - 82
Senators	Bryan King - 5 Gary Stubblefield - 6 Terry Rice - 9
School Board Count	5
Zoned Status	✘ NO



PO Box 188
Charleston, AR 72933

Links

[Community Census Data](#)

[Labor Market Information](#)

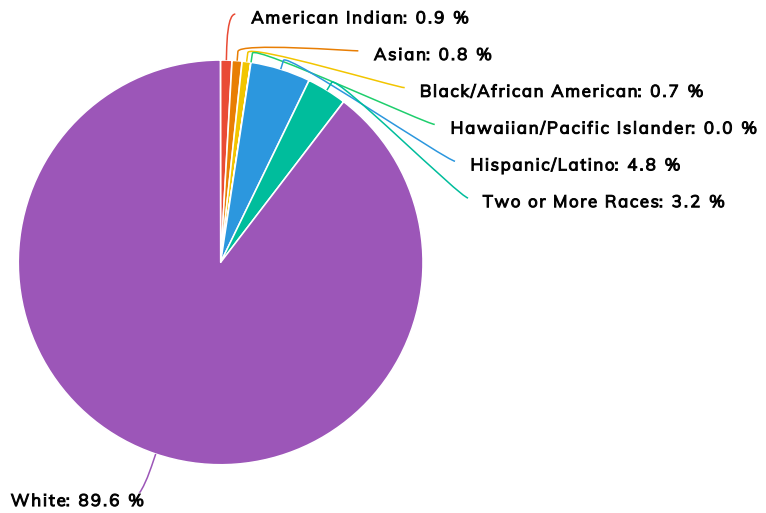


Statistics

College Going Rate	74 %
Per Pupil Expenditures	\$7,978.88
Graduation Rate	93 %
Student to Teacher Ratio	15 : 1
Average Class Size	16

English Learners	0 %
Low Income	44 %
Average Years Teaching Experience	14.41
Students Eligible to Receive Special Education	9 %

Race/Ethnicity





Schools

Name	LEA	Grades Served	Enrollment	Letter Grade
Charleston Elementary School	2402006	K - 6	460	
Charleston High School	2402007	7 - 12	416	



Charleston Elementary School



Charleston School District



LEA 2402006



(479) 965-2460



[View Website](#)

Information

School District	Charleston School District - 2402000
Grades Served	K - 6
Enrollment	460
School Hours	N/A - N/A
Before School Program	N/A
After School Program	N/A
Weekend Program	N/A
Summer Program	N/A
Breakfast Program (No cost to students)	N/A
Lunch Program (No cost to students)	N/A
Academic Programs	
Enrichment Programs	
Waivers view details	Flexible Schedule
County	Franklin



Congressional District	Arkansas's 4th Congressional District
Co-op	Western Arkansas Co-Op - 2420000
Representatives	Jon S. Eubanks - 74 Charlotte V. Douglas - 75 Sarah Capp - 82
Senators	Bryan King - 5 Gary Stubblefield - 6 Terry Rice - 9



PO Box 188
Charleston, AR 72933

Links	Community Census Data Labor Market Information
-------	---

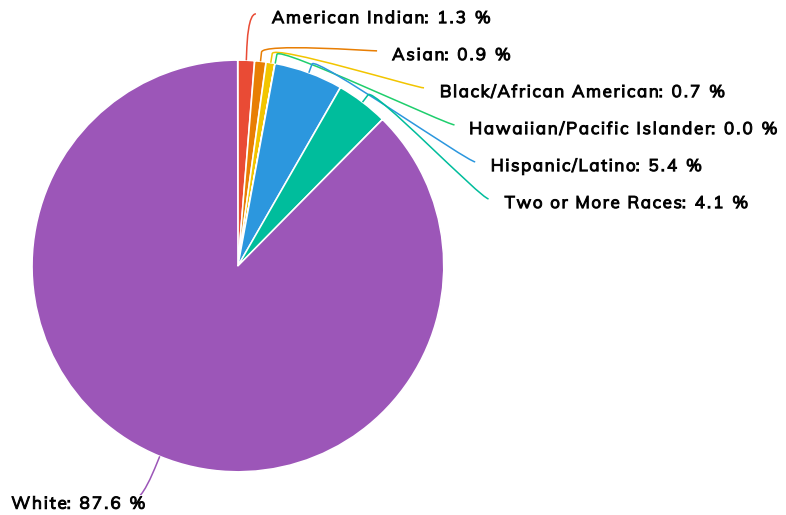


Statistics

College Going Rate	N/A
District Per Pupil Expenditures	\$7,978.88
Graduation Rate	N/A
Student to Teacher Ratio	14 : 1
Average Class Size	17

English Learners	0 %
Low Income	49 %
Average Years Teaching Experience	15.48
Students Eligible to Receive Special Education	8 %

Race/Ethnicity



ESSA School Index

Data not available for year 2014-2015



Charleston High School



Charleston School District



LEA 2402007



(479) 965-7150



[View Website](#)

Information

School District	Charleston School District - 2402000
Grades Served	7 - 12
Enrollment	416
School Hours	N/A - N/A
Before School Program	N/A
After School Program	N/A
Weekend Program	N/A
Summer Program	N/A
Breakfast Program (No cost to students)	N/A
Lunch Program (No cost to students)	N/A
Academic Programs	
Enrichment Programs	
Waivers view details	Flexible Schedule
County	Franklin



Congressional District	Arkansas's 4th Congressional District
Co-op	Western Arkansas Co-Op - 2420000
Representatives	Jon S. Eubanks - 74 Charlotte V. Douglas - 75 Sarah Capp - 82
Senators	Bryan King - 5 Gary Stubblefield - 6 Terry Rice - 9



PO Box 188
Charleston, AR 72933

Links	Community Census Data Labor Market Information
-------	---

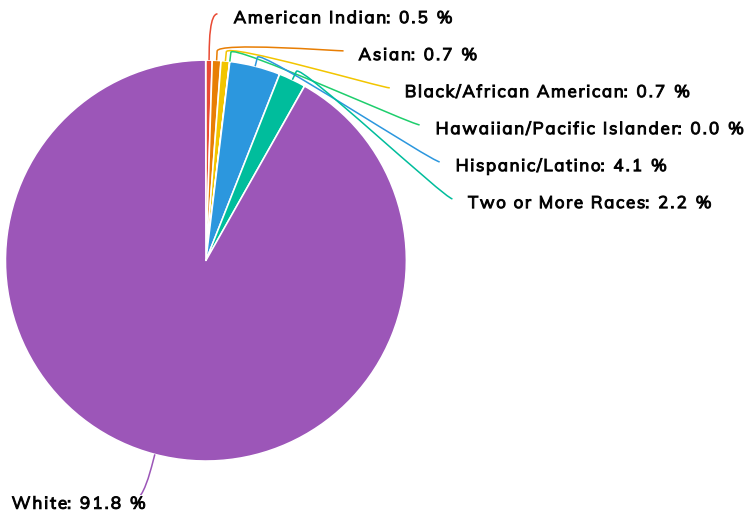


Statistics

College Going Rate	74 %
District Per Pupil Expenditures	\$7,978.88
Graduation Rate	93 %
Student to Teacher Ratio	13 : 1
Average Class Size	16

English Learners	0 %
Low Income	38 %
Average Years Teaching Experience	13.22
Students Eligible to Receive Special Education	9 %

Race/Ethnicity



ESSA School Index

Data not available for year 2014-2015