

## Parent Portal login Instructions


Please visit the following link to create an account, you will need to click on the create Account tab to get started.


<https://waterbury.powerschool.com/public/home.html>

The screenshot shows a web browser window with the address bar displaying <https://waterbury.powerschool.com/public/home.html>. The browser's bookmark bar includes links for 'Apps', 'WPS Staff Password', 'Clerical', 'Knowledgebase - Co', and 'Kizoa'. The page content features the Waterbury Public Schools logo at the top, which includes a blue shield with a white building and the text 'WATERBURY Public Schools' and 'Today's Students. Tomorrow's Leaders'. Below the logo is a dark blue header with the 'PowerSchool' logo. The main section is titled 'Student and Parent Sign In' and contains two tabs: 'Sign In' and 'Create Account'. The 'Create Account' tab is highlighted in yellow. Below the tabs are two input fields labeled 'Username' and 'Password'. A link 'Forgot Username or Password?' is positioned below the password field. A dark blue 'Sign In' button is located at the bottom right of the form. At the very bottom of the page, there is a copyright notice: 'Copyright © 2005-2016 PowerSchool Group LLC and/or its affiliate(s). All rights reserved. All trademarks are either owned or licensed by PowerSchool Group LLC and/or its affiliates.'

Secure | <https://waterbury.powerschool.com/public/home.html>

Apps ★ Bookmarks WPS Staff Password Clerical Knowledgebase - Co Kizoa

 WATERBURY Public Schools  
Today's Students. Tomorrow's Leaders

 PowerSchool

**Student and Parent Sign In**

Sign In **Create Account**

Username

Password


[Forgot Username or Password?](#)

**Sign In**

Copyright © 2005-2016 PowerSchool Group LLC and/or its affiliate(s). All rights reserved.  
All trademarks are either owned or licensed by PowerSchool Group LLC and/or its affiliates.

Then click on the create account button in the lower left hand corner of the screen



 PowerSchool

## Student and Parent Sign In

### Create an Account

Create a parent account that allows you to view all of your students with one account. You can also manage your account preferences. [Learn more.](#)

Create Account

Copyright © 2005-2016 PowerSchool Group LLC and/or its affiliate(s). All rights reserved.  
All trademarks are either owned or licensed by PowerSchool Group LLC and/or its affiliates.

When creating the parent account you will need to enter your first name, last name, email. Then enter a username and password for the account. When linking your child enter the students name and then the access ID and access password that was provided to you by the school parent liaison.

## Create Parent Account

### Parent Account Details

First Name

Last Name

Email

Desired Username

Password

Re-enter Password

Password must:

•Be at least 7 characters long

### Link Students to Account

Enter the Access ID, Access Password, and Relationship for each student you wish to add to your Parent Account

1

Student Name

Access ID

Access Password

Relationship

-- Choose



To connect via the mobile app you must download the PowerSchool app for your phone and when prompted for the district code please use the following

## Mobile Registration

### PowerSource Registration of District's Mobile App Services

Mobile District Code

FCCT